

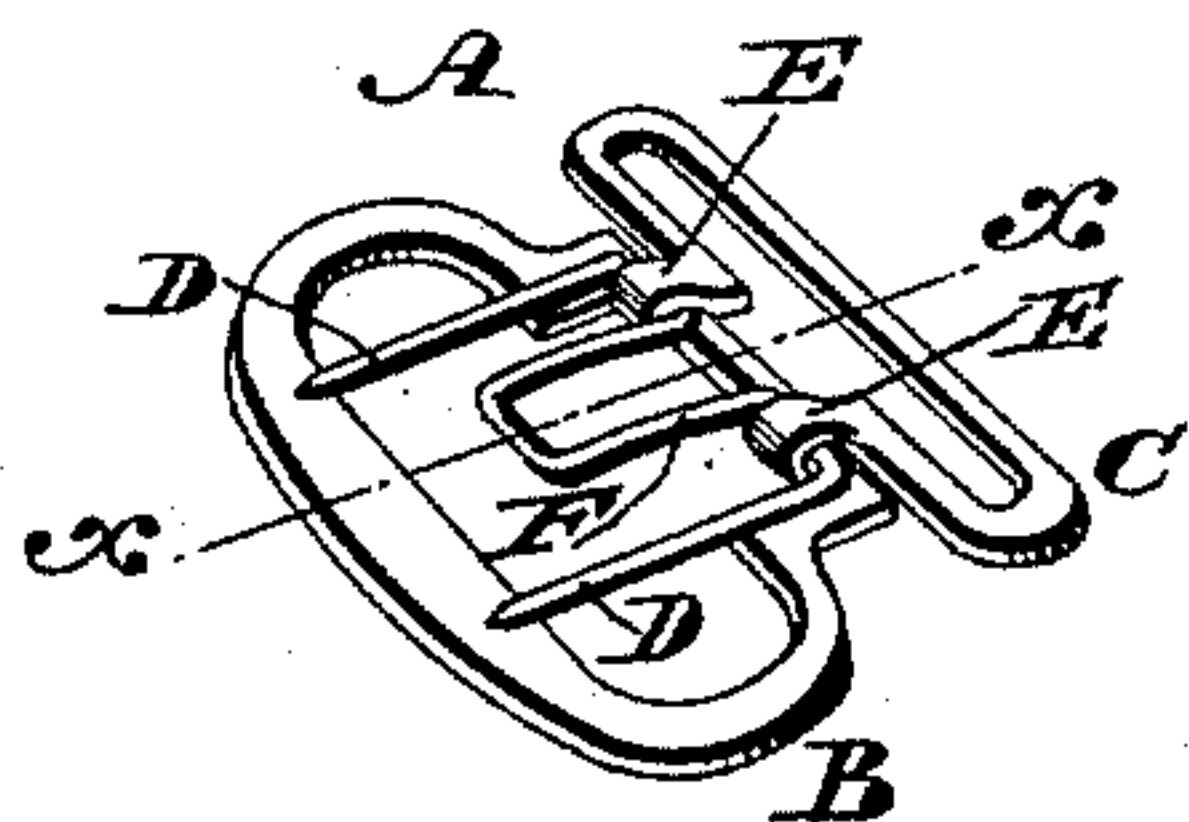
(No Model.)

J. M. GUILBERT.  
BUCKLE.

No. 456,488.

Patented July 21, 1891.


*Fig. 1.*



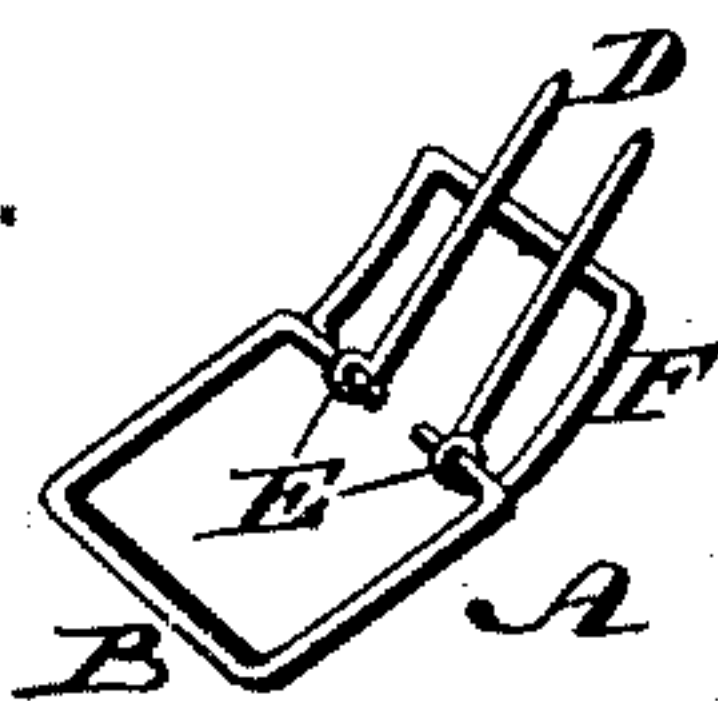
*Fig. 2.*



*Fig. 3.*



*Fig. 4.*



WITNESSES:

*L. Douville,*  
*Robt. Atton.*

INVENTOR  
*John Murray Gilbert*  
BY *Edward D. Dersheim*  
ATTORNEY.

# UNITED STATES PATENT OFFICE.

JOHN MURRAY GUILBERT, OF PHILADELPHIA, PENNSYLVANIA, ASSIGNOR  
TO WILLIAM H. HART, JR., OF SAME PLACE.

## BUCKLE.

SPECIFICATION forming part of Letters Patent No. 456,488, dated July 21, 1891.

Application filed July 31, 1890. Serial No. 360,564. (No model.)

*To all whom it may concern:*

Be it known that I, JOHN MURRAY GUILBERT, a citizen of the United States, residing in the city and county of Philadelphia, State of Pennsylvania, have invented a new and useful Improvement in Buckles, which improvement is fully set forth in the following specification and accompanying drawings.

My invention consists of a buckle provided with means for lifting the tongue, so as to disconnect the same from a strap, band, &c., or open the buckle, as will be hereinafter set forth.

Figure 1 represents a perspective view of a buckle embodying my invention. Fig. 2 represents a longitudinal section thereof on line *x x*, Fig. 1. Fig. 3 represents a perspective view of another form thereof. Fig. 4 represents a perspective view of the buckle, Fig. 3, having the tongue thrown back.

Similar letters of reference indicate corresponding parts in the several figures.

Referring to the drawings, A designates a buckle consisting of the frame B, loop C, tongues D, eyes E as bearings for said tongues, and a lift F whereby the tongues may be raised or thrown back from the front cross-bar of the frame for purposes of opening the buckle when so required.

In Figs. 1 and 2 the frame, loop, and eyes are formed integral of sheet metal, and in Fig. 3 the corresponding parts are formed of wire, the eyes being integral with the tongues,

said eyes being mounted on the rear cross-bars of the frame B.

In Figs. 1 and 2 the lift F projects as a frame forward from the axial parts or bars of the tongues between the latter.

In Figs. 3 and 4 the lift is a frame continuous of the bearing-eyes of the tongues and having its side pieces outside of the tongues, said pieces being connected by a cross-bar which is above said tongues.

It will be seen that by means of the lift the buckle may be readily opened without contact of the fingers with the points of the tongues, as said lift occupies such position that it is conveniently accessible for engagement of a finger-nail therewith remote from said points.

Having thus described my invention, what I claim as new, and desire to secure by Letters Patent, is—

A buckle having a frame, a tongue with prongs adapted to bear on said frame, and a lift for said tongue, consisting of a frame integral with and projecting forward as a continuation of and substantially parallel with the tongue and lying adjacent to said prongs, said lift being bent into shape and extending from a point on the axial bar or bearing of the tongue, substantially as described.

JOHN MURRAY GUILBERT.

Witnesses:

JOHN A. WIEDERSHEIM,  
A. P. JENNINGS.