

(No Model.)

J. N. BUTLER & R. N. STOCKTON.
BUTTON.

No. 456,475.

Patented July 21, 1891.




Fig. 1.

Fig. 2.

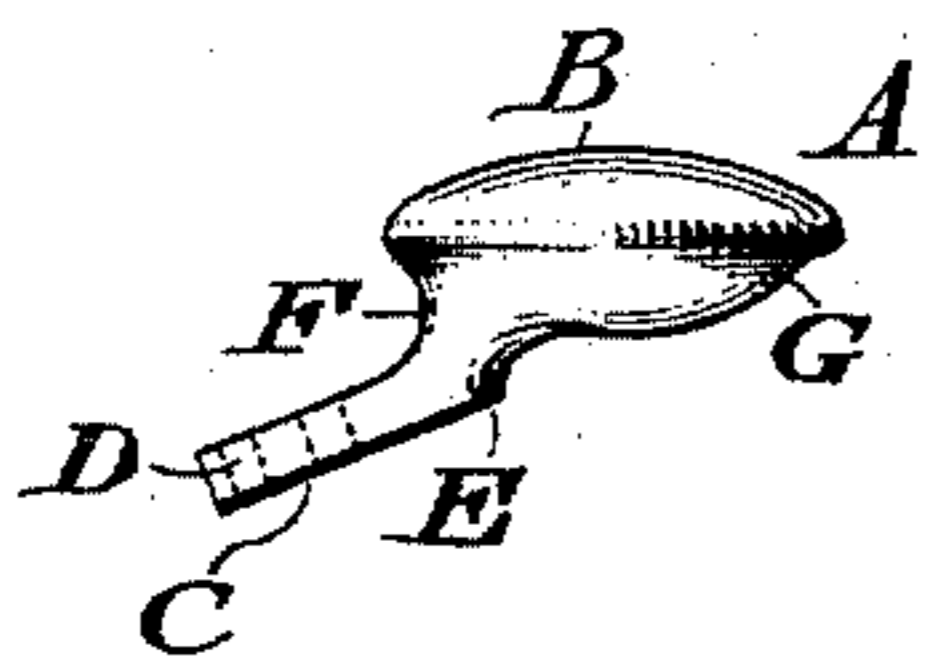


Fig. 3.

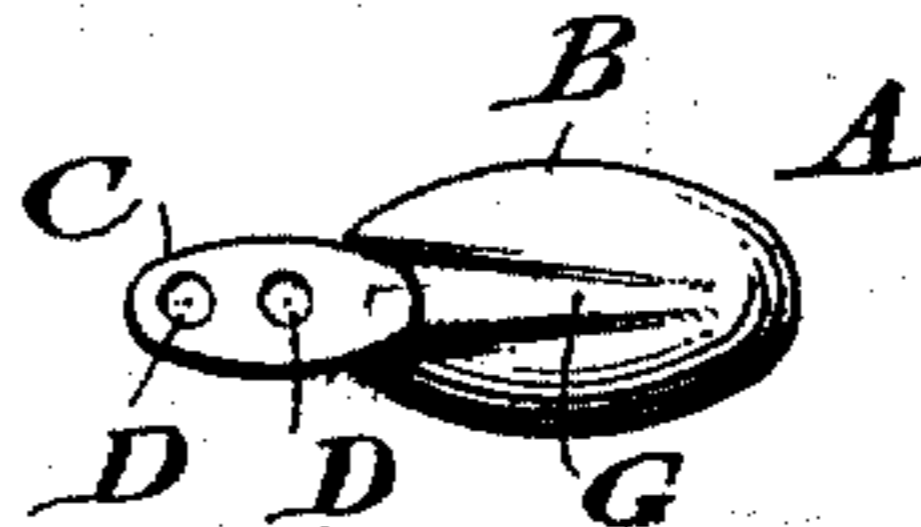
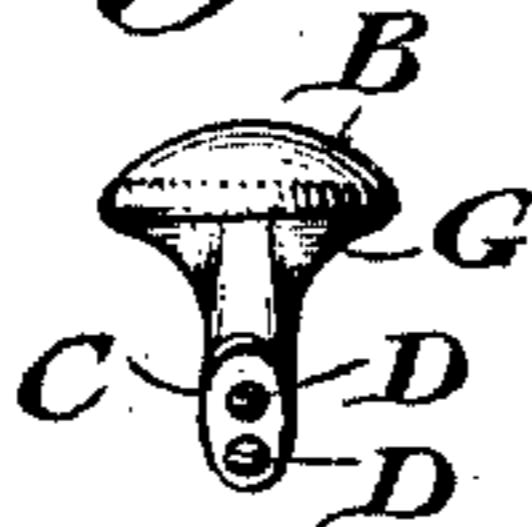


Fig. 4.



WITNESSES:

P. F. Nagle.
L. Douville.

INVENTORS:

James N. Butler.
Robert N. Stockton.
BY *John A. Diederich*
ATTORNEY.

UNITED STATES PATENT OFFICE.

JAMES N. BUTLER AND ROBERT N. STOCKTON, OF PHILADELPHIA,
PENNSYLVANIA.

BUTTON.

SPECIFICATION forming part of Letters Patent No. 456,475, dated July 21, 1891.

Application filed March 14, 1891. Serial No. 385,032. (No model.)

To all whom it may concern:

Be it known that we, JAMES N. BUTLER and ROBERT N. STOCKTON, citizens of the United States, both residing in the city and county of Philadelphia, State of Pennsylvania, have invented a new and useful Improvement in Shoe-Buttons, which improvement is fully set forth in the following specification and accompanying drawings.

10 Our invention consists of a shoe-button having a shank integral therewith and so constructed that the flap that is buttoned is prevented from displacement from the head of the button, and when the shoe is to be opened
15 said flap may be readily stripped from all of the buttons.

Figure 1 represents a perspective view of a shoe with button embodying our invention in position thereon. Fig. 2 represents a side elevation on an enlarged scale. Fig. 3 represents a bottom plan view thereof. Fig. 4 represents a front view thereof.

Similar letters of reference indicate corresponding parts in the several figures.

25 Referring to the drawings, A designates a button formed of a head B and shank C, the latter being integral with said head and projecting therefrom preferably in an oblique direction, the outer end of said shank having a
30 rearwardly-extending plate formed with an eye or eyes D for fastening purposes. The head is elliptical and convex or rounded on top, as seen in the several figures.

E designates a neck, which is intermediate
35 of the shank and head and joins said parts, forming the groove F beneath the head at the rear thereof, said neck being continued forward beneath the head, forming the rib G, which is somewhat tapering from front to rear.

40 It will be seen that we produce a strong, inexpensive, and efficient button. The flap of a shoe may be readily buttoned over the head,

and the button-hole will be seated in the groove, so that it will firmly retain its position on the head without liability to be displaced by the forward draft or strain on the flap. The rib enters the slit or opening proper of the button-hole as a filling and prevents lateral displacement of the button-hole therefrom, thus adding to the security of the buttoning of the shoe, and also acts as a re-enforce at the place of connection of the shank with the head. When the shoe is to be opened, the flap is pulled, as usual, and it is most readily and quickly stripped from all of the
55 buttons, owing to the shape of the heads and necks thereof.

It is evident that the button is serviceable for various purposes, and as its head sets out freely from the article to which it is secured
60 the buttoning may be easily accomplished, said head being in the main free to effect the buttoning and unbuttoning, owing to the projection of the shank laterally therefrom preferably in an oblique direction from what may
65 be termed the "rear" of the head, thus also imparting a greater leverage to the button during the buttoning and unbuttoning operations.

Having thus described our invention, what we claim as new, and desire to secure by Letters Patent, is—

A button having a head with a rib thereunder, a grooved neck on the under side of the head at one end thereof, and a shank extending diagonally rearward from said neck
75 and provided with means for attachment, substantially as described.

JAMES N. BUTLER.
ROBERT N. STOCKTON.

Witnesses:

JOHN A. WIEDERSHEIM,
A. P. JENNINGS.