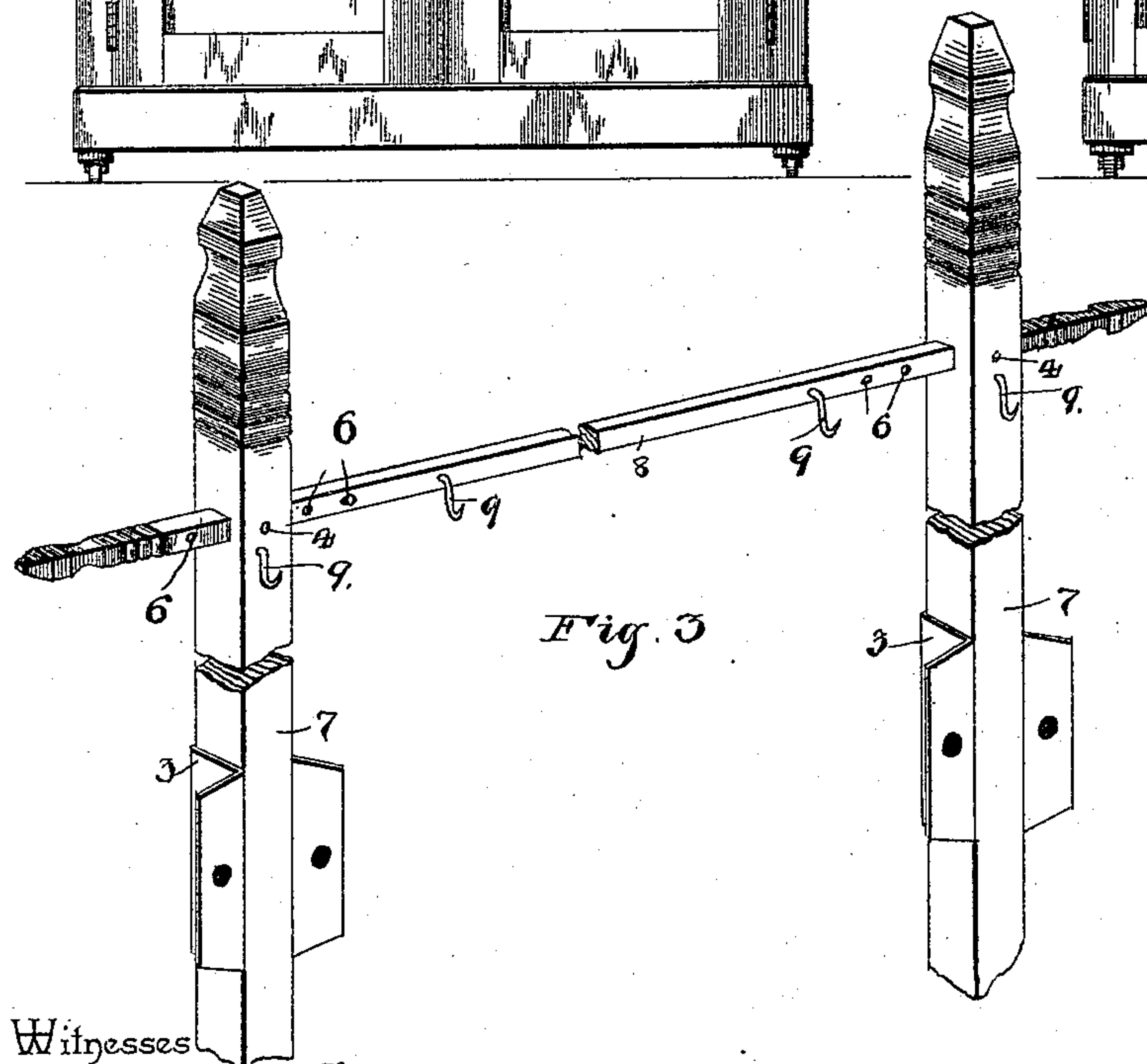
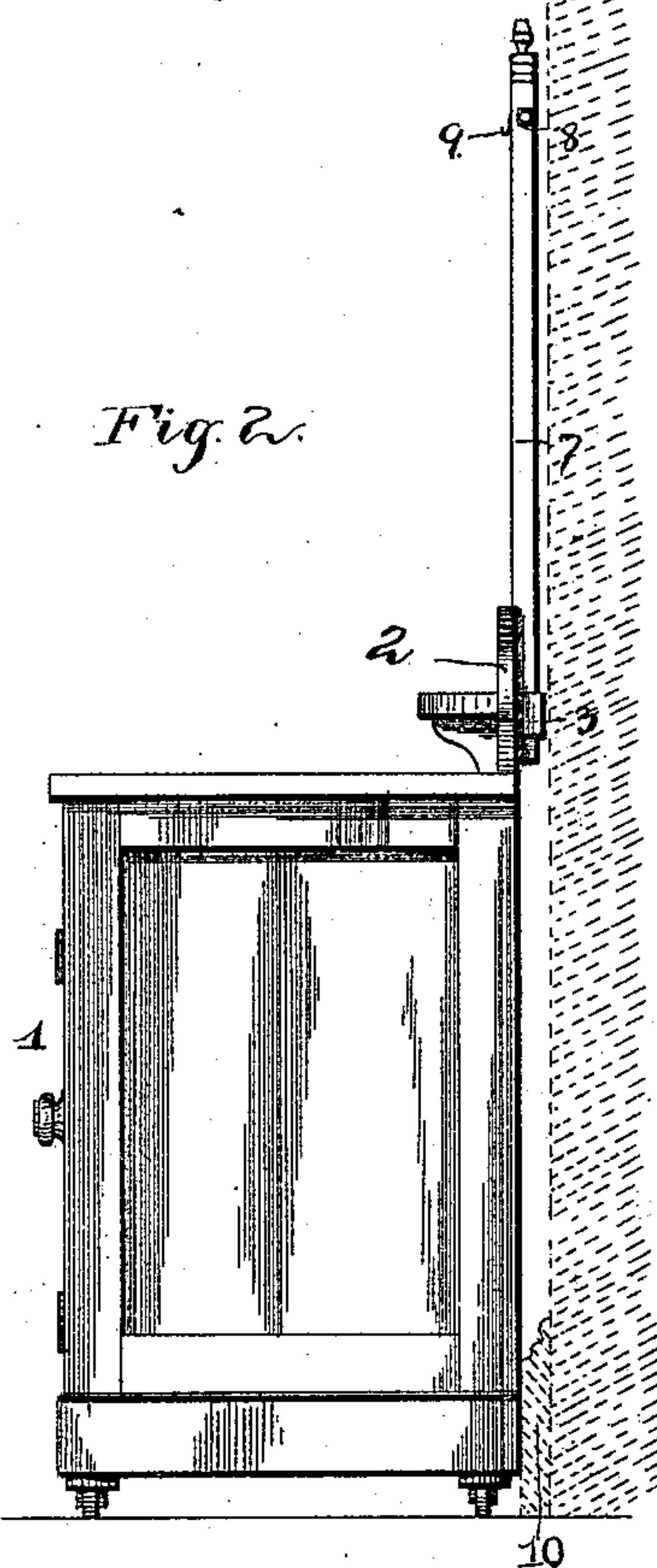
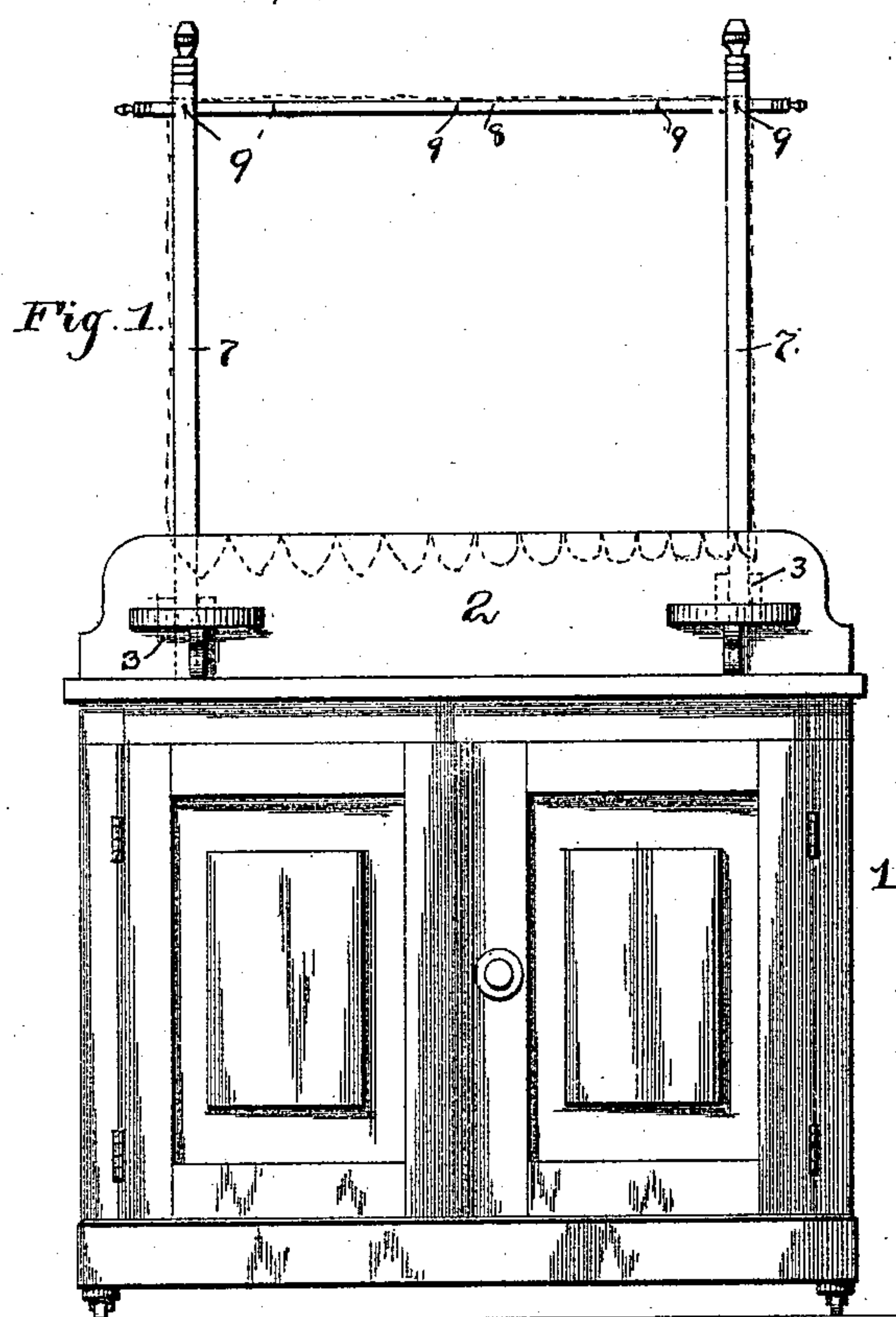


(No Model.)

M. E. LUNN & M. C. SHAFER.
SPLASHER HOLDER.

No. 456,273.

Patented July 21, 1891.



Witnesses

Horace G. Spitz:—

M. L. Gollamer

Inventor

- : Martha E. Lunn; - and
s, : Mary C Shafer. : -

By their Attorneys,

Chas. Snow & Co

UNITED STATES PATENT OFFICE.

MARTHA E. LUNN AND MARY C. SHAFER, OF ELGIN, ILLINOIS.

SPLASHER-HOLDER.

SPECIFICATION forming part of Letters Patent No. 456,273, dated July 21, 1891.

Application filed July 22, 1890. Serial No. 359,552. (No model.)

To all whom it may concern:

Be it known that we, MARTHA E. LUNN and MARY C. SHAFER, citizens of the United States, residing at Elgin, in the county of Kane and State of Illinois, have invented a new and useful Splasher-Holder, of which the following is a specification.

This invention relates to furniture, and more particularly to that class thereof known as "wall-protectors," and the object thereof is to provide a device of this character whereof the cross-bar will be supported by uprights at each end, in order to prevent its sagging under the weight of the mat or splasher.

To this end the invention consists in the details of construction hereinafter more fully described and illustrated in the drawings, in which—

Figure 1 is a front elevation of a wash-stand provided with our invention, the splasher being shown in dotted lines. Fig. 2 is a side elevation of the same. Fig. 3 is a perspective view of the parts comprising our invention detached.

Referring to the said drawings, the reference-numeral 1 designates a wash-stand having a back plate or board 2, of the usual construction. On the rear side of this board we mount a clasp 3, preferably secured to said board by screws, as shown, and composed of some suitable metal, plated or covered with non-corrosive material or formed wholly of any substance not easily oxidizable. One such clasp is arranged near each end of the board 2 and preferably on the rear face thereof, as shown in dotted lines in Fig. 1, although it will be understood that the clasps may be on the front face of the board, if preferred. Heretofore the clasps that have been secured to such board were provided with set-screws projecting to the rear; but they marred the wall and the stand had to be pulled out to gain access to them. The clasps which we use are simply brackets of sheet metal, as shown, and have smooth rear faces. Through each clasp 3 is passed an upright 7, which is preferably a rectangular piece of light wood suitably painted or varnished and of such a size as to fit with considerable friction within the clasp.

8 is a cross-bar of the same material and shape, but of less size than the uprights, and

near each end it passes through a rectangular hole in the upright, and may be, though not necessarily is, secured therein by a pin 4, passed in from the front. The cross-bar 8 slides loosely through the holes in the uprights, and when the pins 4 are removed the cross-bar can be withdrawn by drawing it first out of one upright and then out of the other. The upper ends of the uprights and the outer ends of the cross-bar may be ornamented in any manner, as shown; but the ornaments at the ends of the latter must not be larger than the holes through the uprights, else the cross-bar could not be withdrawn, and the ornaments at the tops of the uprights must not project to the rear of the clasps 3, whereby they would mar the wall, against which said clasps rest, as they are about the thickness of the base-board 10.

The cross-bar is provided at suitable points throughout its length with upwardly-opening hooks 9, and each upright may have a similar hook in its front face, and on these hooks the mat or splasher will be supported. The distance between each end hook on the cross-bar and the opposite end of said bar is less than the distance between the uprights, in order to permit the withdrawal of the cross-bar in the manner above mentioned. The hooks will be preferably of galvanized metal, in order that they may not rust, or they may be of any metal coated with a non-oxidizable covering. The uprights and the cross-bar may also be of metal similarly treated without departing from the spirit of my invention.

In use the splasher will cover the uprights and cross-bar and hide them from view, and only their ornamental ends will be exposed.

The removability of the clasps and the several adjustments between the parts render the device applicable to wash-stands and other pieces of furniture of various sizes, and hence my improved splasher-holder can be made and sold in one size, as an article of manufacture, and applied to the position where it is desired to use it by the purchaser; or, after it is put in place, the device may be adjusted vertically by grasping the center of the cross-bar and drawing upwardly or pushing downwardly thereon, the uprights sliding frictionally through the clasps 3, as above set forth, and moving with the cross-bar because

of the fitting of the latter in the holes through the uprights.

The cross-bar may be provided with a number of holes 6, whereby it may be locked in the uprights 7 by means of the pins 4, although this is not absolutely necessary, because the cross-bar cannot become displaced after the splasher is applied, owing to the fact that the latter is engaged to hooks on both
10 the cross-bar and the uprights.

What we claim is—

As an article of manufacture, the herein-described splasher-holder, the same comprising clasps 3, secured to the back board of a
15 wash-stand and having smooth rear faces, uprights 7, passing frictionally through said clasps and rising from said board near its

ends, said uprights having transverse rectangular holes near their upper ends, a cross-piece 8, fitting removably in said holes, and
20 hooks in the faces of said uprights and of the cross-piece, each end hook in the latter being nearer the opposite end of the cross-piece than the distance between the uprights, all as
25 and for the purpose hereinbefore set forth.

In testimony that we claim the foregoing as our own we have hereto affixed our signatures in presence of two witnesses.

MARTHA E. LUNN.
MARY C. SHAFER.

Witnesses:

F. H. ACKERMANN,
D. B. SHERWOOD.