

(No Model.)

C. D. DAVIS.  
DOOR SECURER.

No. 456,267.

Patented July 21, 1891.

FIG. 1.

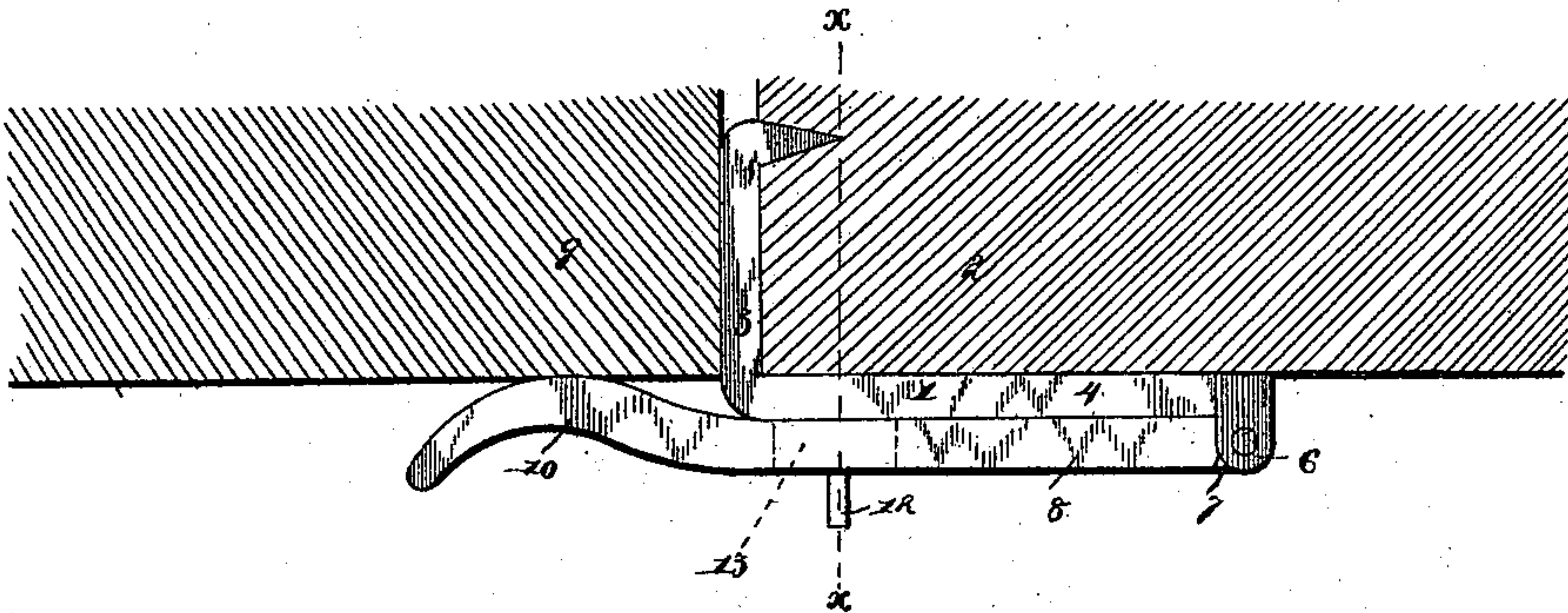


FIG. 2.

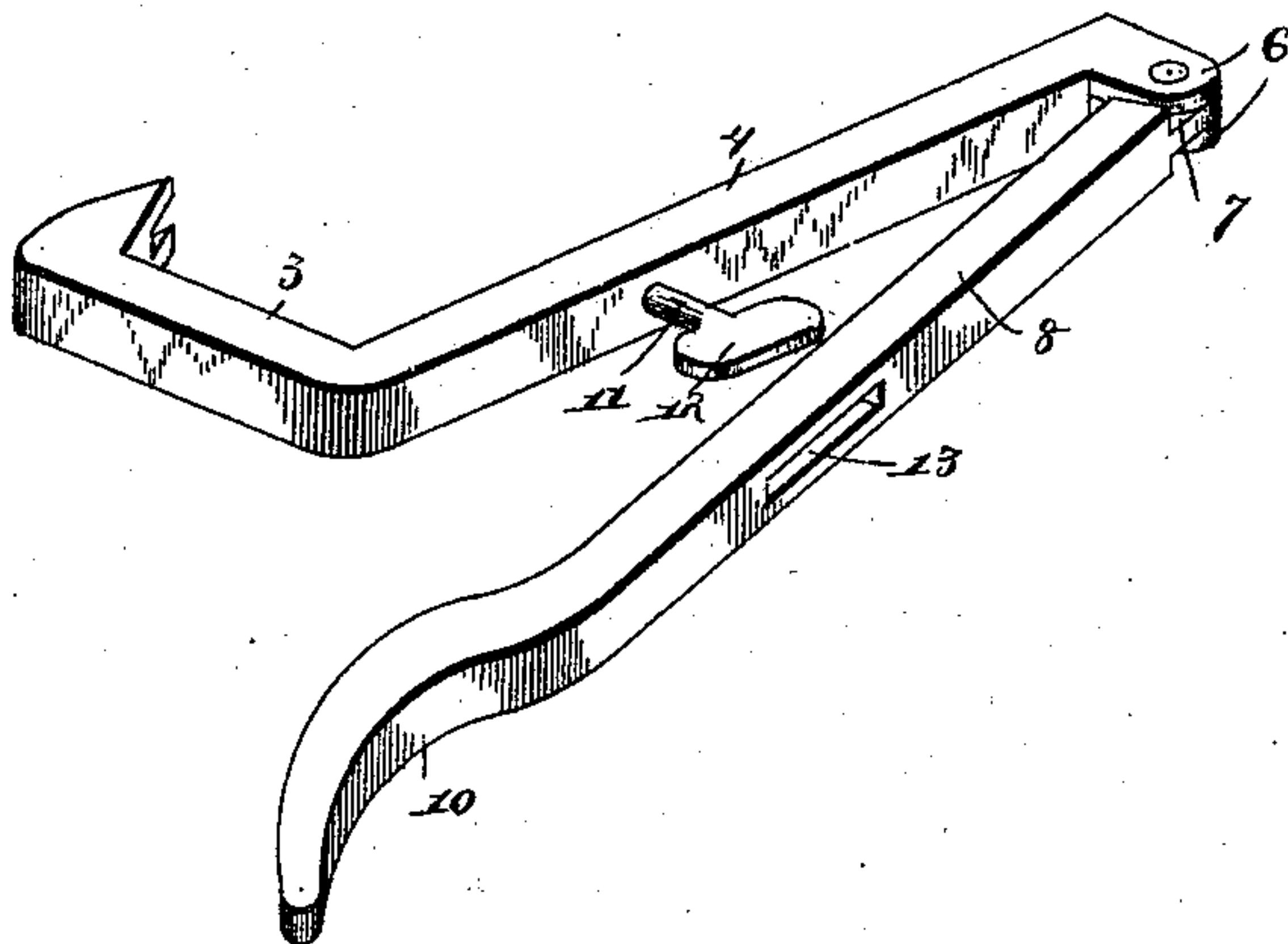
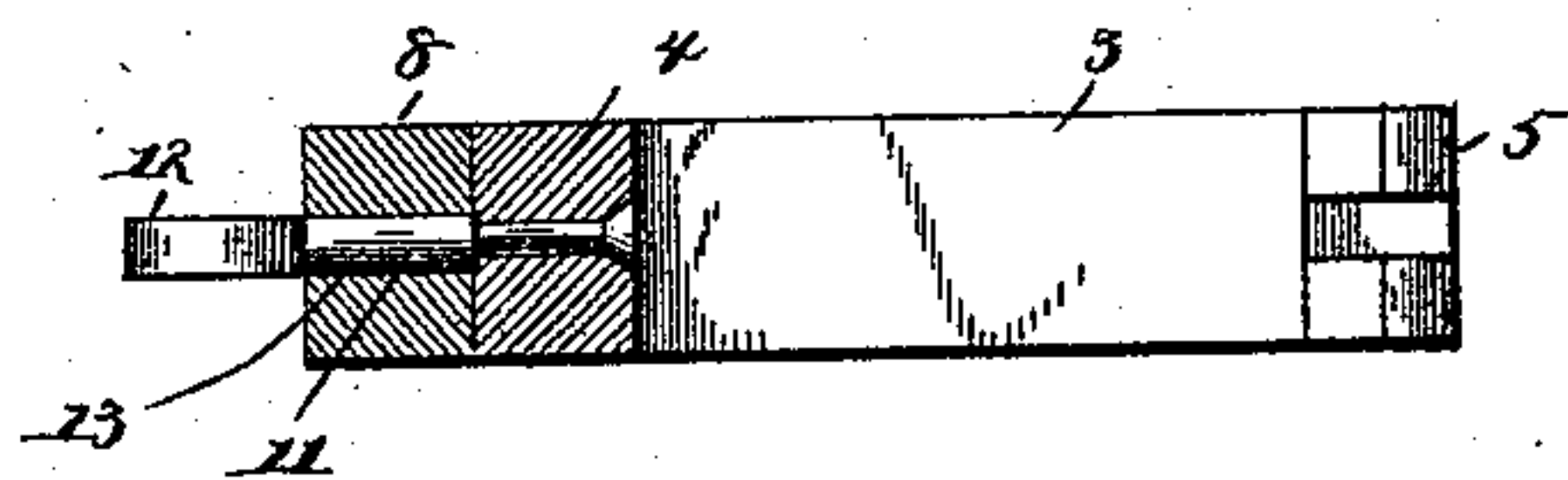


FIG. 3.



Witnesses

*Geo. C. French*

*H. J. Riley*

By his Attorneys,

*C. A. Snow & Co.*

Inventor  
*Canada D. Davis*

# UNITED STATES PATENT OFFICE.

CANADA DODSON DAVIS, OF HARTMAN, ARKANSAS.

## DOOR-SECURER.

SPECIFICATION forming part of Letters Patent No. 456,267, dated July 21, 1891.

Application filed October 21, 1890. Serial No. 368,795. (No model.)

*To all whom it may concern:*

Be it known that I, CANADA DODSON DAVIS, a citizen of the United States, residing at Hartman, in the county of Johnson and State of Arkansas, have invented a new and useful Door-Fastener, of which the following is a specification.

The invention relates to improvements in door-securers.

The object of the present invention is to provide a simple and inexpensive door securer adapted to be readily carried in the pocket and capable of being quickly attached to a door and its casing and securely locking it.

The invention consists in the construction and novel combination and arrangement of parts hereinafter fully described, illustrated in the accompanying drawings, and pointed out in the claims hereto appended.

In the drawings, Figure 1 is a plan view of a door-securer embodying the invention and shown applied in operative position. Fig. 2 is a perspective view of the door-securer, the locking-bar being in position preparatory to locking. Fig. 3 is a sectional view on the line  $x x$  of Fig. 1.

Referring to the accompanying drawings, 1 designates an angle-bar constructed of suitable metal and adapted to receive within its angle the corner of a door-casing 2 and consisting of the arms 3 and 4. The arm 3 is provided at its outer end with points or projections 5, which engage the casing and the angle-bar thereto, and the arm 4 is provided at its outer end with perforated ears 6, which project from the outer face of the arm 4 and have pivoted between them the reduced end 7 of a locking-bar 8, which is designed to be swung around parallel with and adjacent to the arm 4 of the angle-bar and to project beyond the angle of the same to be engaged by the door

9 to prevent the latter being open. The free end 10 of the bar is curved to bring its convex face in engagement with the door and in a line with the inner face of the arm 4, and thereby prevent any space being between the locking-bar and the door and keep the door from being moved with any force against the end 10. The locking-bar 8 is held adjacent to the arm 4 by a stem 11, which is swiveled to the arm 4, and provided at its outer end with a head 12 and adapted to enter an elongated opening 13, and the head is turned transverse through the slot and thereby locks the bar 8.

From the foregoing it will be seen that the door-securer is simple and inexpensive in construction and adapted to be readily carried in the pocket and capable of being readily attached to a door and securely locking it.

What I claim is—

1. A door-securer comprising the L-shaped bar, the locking-bar hinged to the outer end of one of the arms of said L-shaped bar and when locked extending along the said arm and projecting beyond the angle of the L-shaped bar and being curved to engage the door, and means for locking the bars together, substantially as described.

2. A door-securer comprising the angle-bar provided with points to engage a door-casing and provided with the headed stem, the locking-bar hinged to the angle-bar and provided with an opening to receive the headed stem and having its free end curved and adapted to engage a door, substantially as described.

In testimony that I claim the foregoing as my own I have hereto affixed my signature in presence of two witnesses.

CANADA DODSON DAVIS.

Witnesses:

W. T. HUNT,  
N. WATKINS.