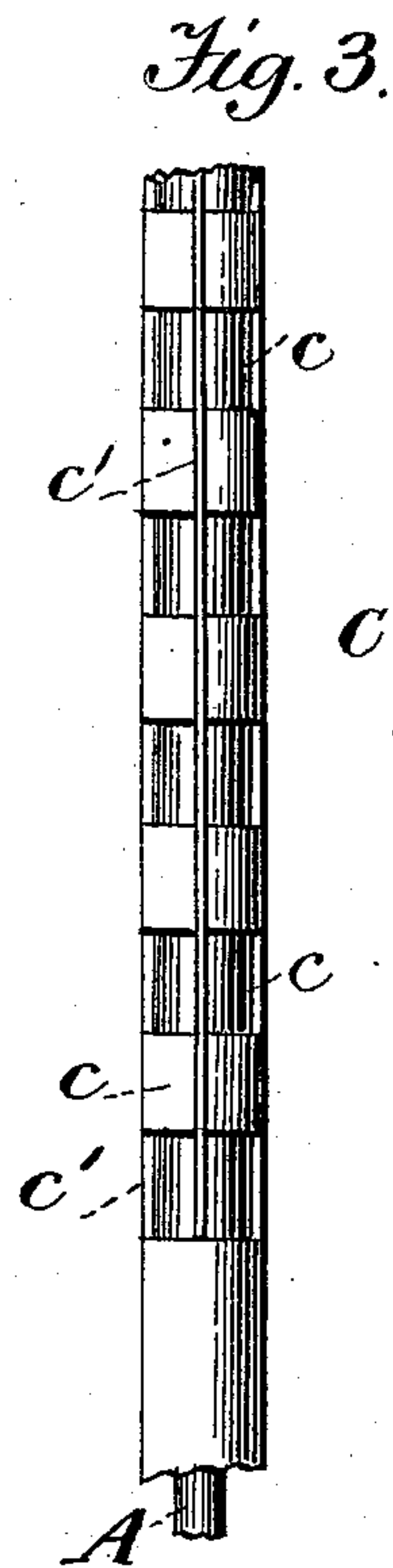
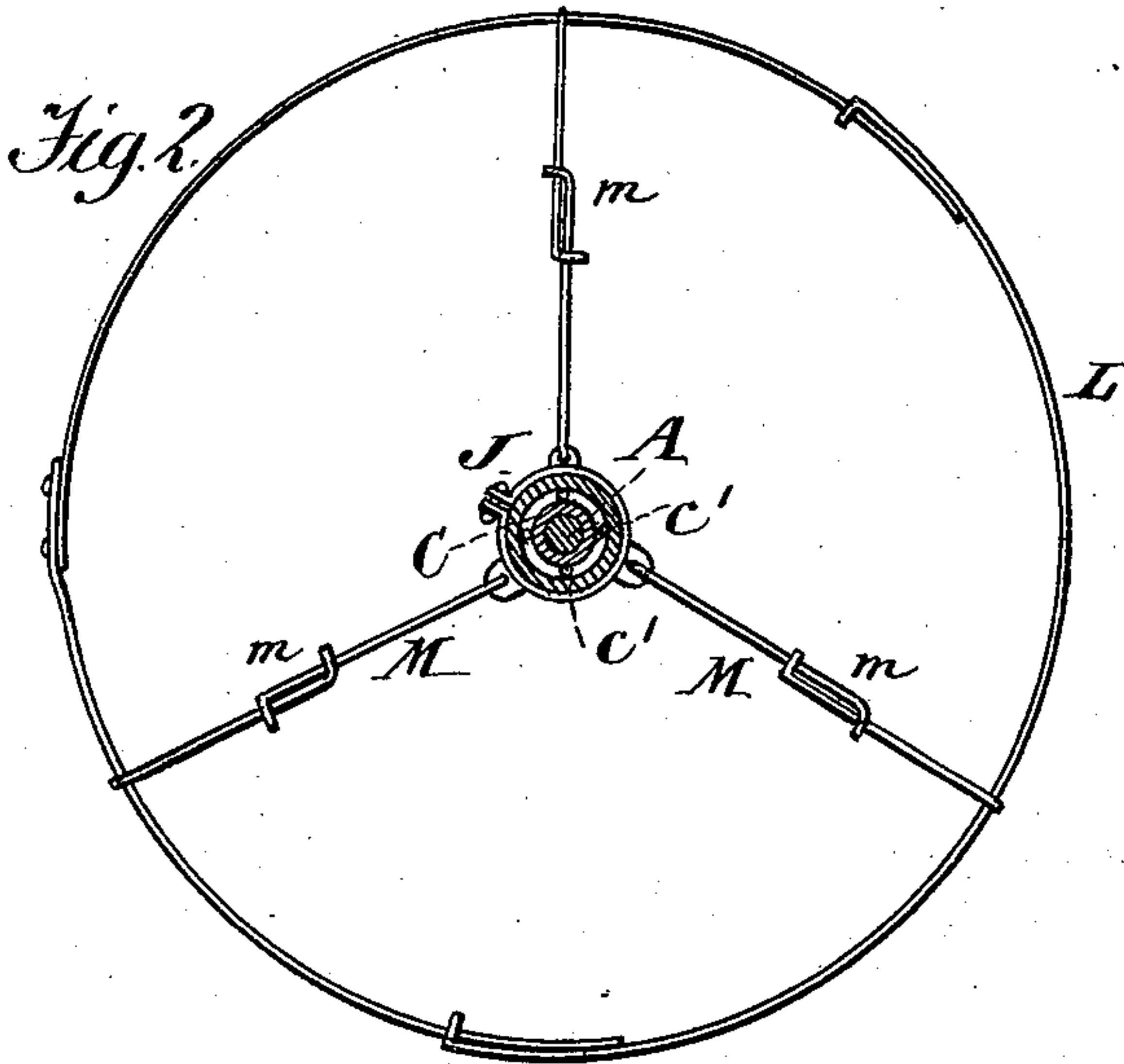
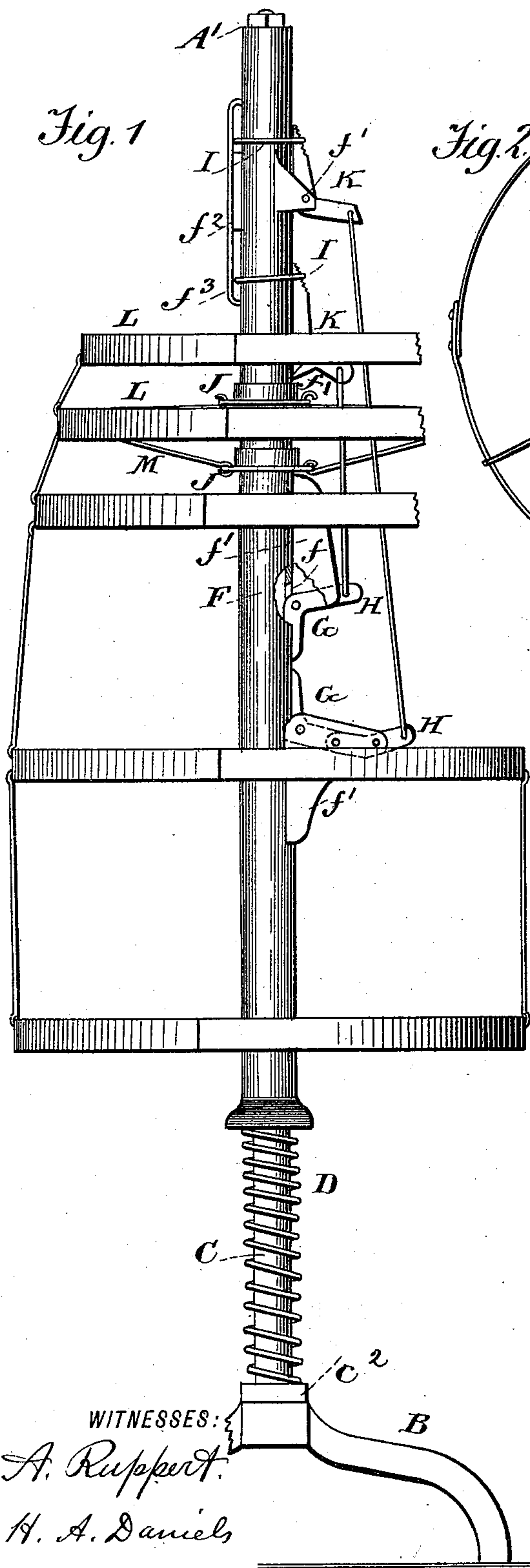


(No Model.)

T. LEBEL.
DRESS FORM.

No. 456,151.

Patented July 21, 1891.



WITNESSES:
A. Ruppert.
H. A. Daniels

INVENTOR
Truffet Lebel
BY *Thomas P. Simpson*

ATTORNEY.

UNITED STATES PATENT OFFICE.

TREFFLE LEBEL, OF LEWISTON, MAINE.

DRESS-FORM.

SPECIFICATION forming part of Letters Patent No. 456,151, dated July 21, 1891.

Application filed May 7, 1891. Serial No. 391,908. (No model.)

To all whom it may concern:

Be it known that I, TREFFLE LEBEL, a citizen of the United States, residing at Lewiston, in the county of Androscoggin and State of Maine, have invented certain new and useful Improvements in Dress-Forms; and I do hereby declare the following to be a full, clear, and exact description of the invention, such as will enable others skilled in the art to which it appertains to make and use the same.

The invention relates to dress-makers' "forms;" and it consists in the improvements hereinafter described, and pointed out in the claims.

Figure 1 of the drawings is a side elevation; Fig. 2, a horizontal section, and Fig. 3 a detail view, of part of the rack-bar.

In the drawings, A represents a metallic rod attached at the lower end to a base B, and at the upper end provided with the nut A'. On this rod, between the base and the nut, is held the hollow rack-post C, having the notches c.

D is a spiral spring surrounding the lower end of the rack-post and resting on the bottom collar c², while c' are longitudinal wires on the post dividing the circumjacent notches.

F is a tube having both a rotary and a longitudinal movement on the rack-post, the spiral spring D holding it up to a maximum altitude, while it is held to any less altitude by the lever-pawls G, which pass through tube-slots f and fit into notches c for that purpose and between the wires c', so as to prevent it from turning.

The lever-pawls G are of an angular or elbow form, and are pivoted at the vertex of the angle between two flanges f' f' on the tube.

To the rear end of the pawls or detents G are jointed between the same flanges, but at a greater distance out from the tube, the levers H H, which are connected by wires or cords with the levers K, whose front ends are wedge-shaped to allow the rings I to be slid

over them. By this means the pawls may be locked to the rack-post, so that the tube will be held to any altitude to which it may have been adjusted.

Between the rings I is a tube-rib f², while the said rings are placed in a keeper f³ to limit the distance to which they may move.

Between the two middle flanges f' f' are arranged on the tube the movable rings J J, which are connected with the hoops L by means of radial wires M. The latter are made in two parts with end loops m, so as to slide upon one another to shorten or lengthen the radii of the hoops, as the latter may be adjusted to a greater or less circumference. The hoops are also made in two parts, of which one is bent at both ends and cross-slotted to receive the ends of the other part and permit it to be adjusted therein.

Having thus described all that is necessary to a full understanding of my dress-form, what I claim as new, and desire to protect by Letters Patent, is—

1. In a dress-form, the metallic rod A, fastened to a base at its lower end and provided with a nut at its upper end, the hollow post C, having the notches c and wire partitions c', the spiral spring D, the tube F, slotted at f and having the flanges f', and the pawls G, all combined with the dress-form sections and means for connecting them with the central rod A, substantially as shown and described.

2. In a dress-form, the combination of the standard A, hollow notched post C, slotted tube F, with the flanges f' f', pawls G, levers H K, connected by pivoted rods, rings I, braces L, and the outer sections of the form, substantially as shown and described.

In testimony whereof I have affixed my signature in presence of two witnesses.

TREFFLE LEBEL.

Witnesses:

S. C. LESLIE, Jr.,
BENNETT B. FULLER.