

(No Model.)

T. A. GALT.
WASH STAND AND COMMODE CABINET.

No. 455,792.

Patented July 14, 1891.

Fig 1

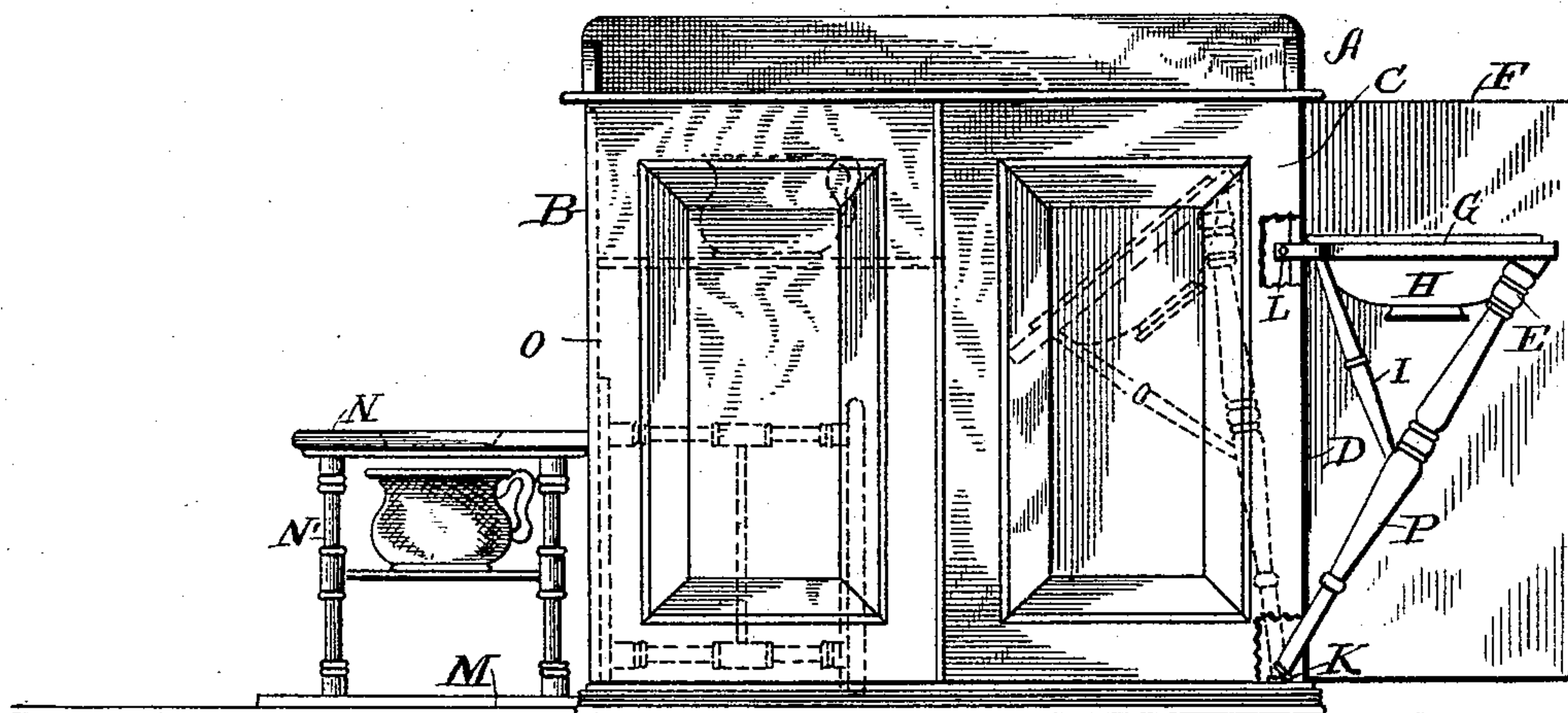


Fig 3

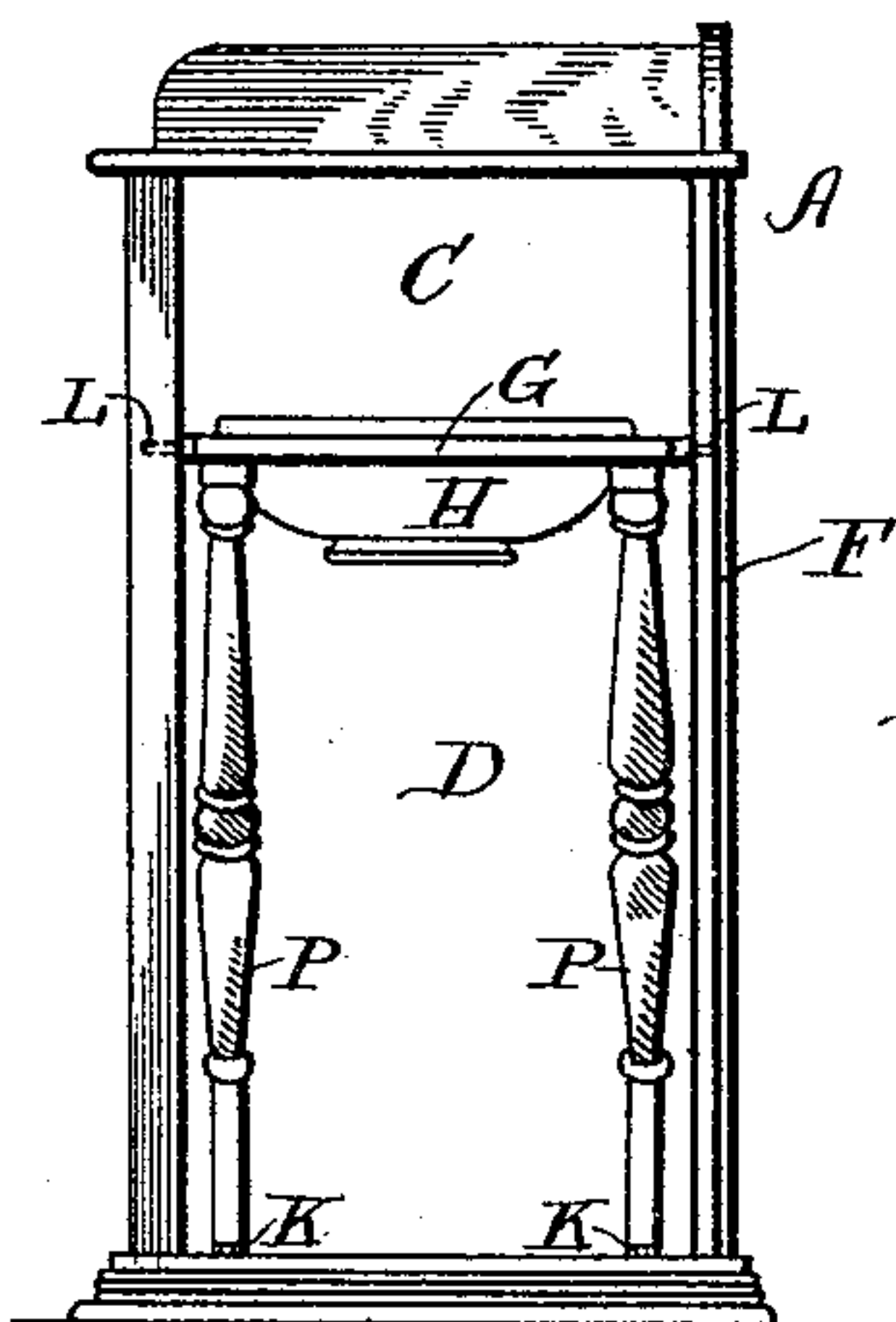
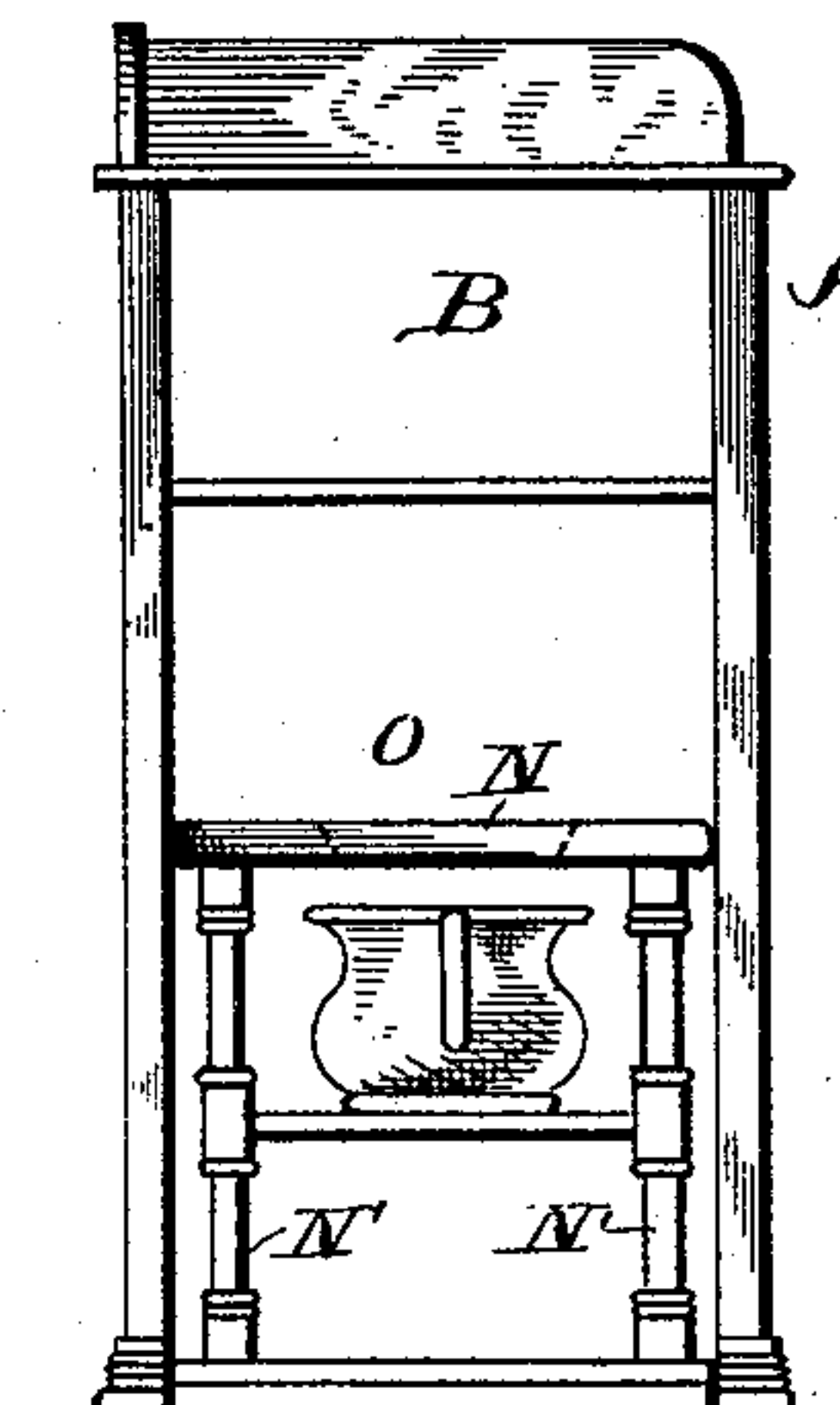


Fig 2



Witness
C. C. Burdine
Geo. L. Wheelock

Inventor
Thomas A Galt.
per
John G. Manahan.
his Attorney

UNITED STATES PATENT OFFICE.

THOMAS A. GALT, OF STERLING, ILLINOIS.

WASH-STAND AND COMMODOE CABINET.

SPECIFICATION forming part of Letters Patent No. 455,792, dated July 14, 1891.

Application filed January 14, 1891. Serial No. 377,744. (No model.)

To all whom it may concern:

Be it known that I, THOMAS A. GALT, a citizen of the United States, residing at Sterling, in the county of Whiteside and State of Illinois, have invented certain new and useful Improvements in a Wash-Stand and Commode Cabinet; and I do declare the following to be a full, clear, and exact description of the invention, such as will enable others skilled in the art to which it appertains to make and use the same, reference being had to the accompanying drawings, and to the letters of reference marked thereon, which form a part of this specification.

My invention relates to improvements in a wash-stand and commode cabinet adapted to contain in its upper section a chiffonier or chest of drawers, and in its lower portion to provide chambers within which the wash-stand and commode frame can be folded and thereby concealed when not in use. I attain these objects by providing in the base of my invention two chambers of sufficient magnitude to receive and conceal the commode and wash-stand, respectively; and also, by closing and finishing the front of said chambers in panels or otherwise, and providing at one end of the frame A a suitable door, and hinging within the opening thereof a wash-stand adapted to be withdrawn from its concealing-chamber for use and folded within the latter when not in use; also, by attaching the ordinary commode-seat to the inner surface of the outer end of the opposite chamber and hinging said end at its lower extremity, so that when the latter is withdrawn to a horizontal position the commode seated thereon will be upright, as shown in Figure 1. I attain these results by the mechanism exhibited in the accompanying drawings, in which—

Fig. 1 represents the base of the cabinet, exhibiting my invention with the commode and wash-stand in position for use, their concealed position within said cabinet being indicated by dotted lines. Fig. 2 is an elevation of the commode end of the cabinet. Fig. 3 is an end elevation of the wash-stand end of said cabinet.

Similar letters of reference refer to similar parts in the above views.

As my invention is capable of being utilized in its upper portion for a book-case, ward-

robe, chiffonier, or chest of drawers, I do not deem it essential to show or describe any more than the base thereof, which embodies the features and construction involved in my invention.

A is the main frame of the lower portion of the cabinet, which is preferably parallelogrammatic in form.

B is a chamber therein for the reception of the commode-stand when folded out of use; and C, a chamber for the like reception and the concealment of the wash-stand. The front of the chambers B and C are closed and can be finished in such panel or other ornamental form as may be desired. In the outer end of the chamber C there is formed an opening D of sufficient width to permit the wash-stand E to readily pass back and forth through said opening. In suitable position to close said opening there is hinged vertically, near the rear corner of the frame A, a door F. (Shown in Fig. 1 in its open position.) The stand E is provided with the horizontal frame G, adapted to receive the wash-bowl H, and said frame is further supported in position by the diagonal brace I, extending from a point near the longitudinal center of the wash-stand legs P to one near the inner extremity of the frame G. The lower ends of the stand-legs P are hinged at K sufficiently within the lower side of the opening D to permit the folding within the chamber C of the wash-stand frame and appliances, as shown in dotted lines in Fig. 1. The opening D is of greater width than any portion of the wash-stand except the extreme inner end of the frame G, and such end is of such width that when the wash-stand is withdrawn, as shown in Fig. 1, said end will fill the opening D and thereby stiffen said stand from lateral oscillation. The extreme inner end of the frame G is provided with an external lateral stop L, adapted in the withdrawal of the wash-stand to abut against the inner surface of the frame of the opening D, and thereby support the stand from falling entirely outward, or any other suitable stop may be provided to hold or support said stand in position for use. At the opposite end of the frame A the side or door M is hinged at its lower extremity to said frame and adapted to be folded outward to the horizontal position shown in Fig. 1. The com-

mode-frame N has its legs N' attached at their lower extremities to the upper surface of the folded end M, and the adjacent end of the frame A is provided with an opening O
5 into the chamber B, through which opening, in the closing and opening of the hinged end M, the commode-frame N may be readily passed. When the end M is turned up in a vertical position, so as to close the opening O,
10 (in which position it forms one side of the chamber B,) it carries the commode-frame N in with it and the latter is supported in the lower portion of the chamber in the horizontal position shown in dotted lines in Fig. 1.
15 There is sufficient room remaining above the line of the curve described by the outer upper extremity of the frame N to permit of the insertion of the shelf (shown in dotted lines in Fig. 1) for the storage of the vessel used
20 in connection with said commode.

It will be observed that the withdrawal and secluding of the wash-stand and commode are each independent actions, and that the operation of neither interferes with that of the
25 other.

What I claim as my invention, and desire to secure by Letters Patent of the United States, is—

A wash-stand comprising a frame or chamber having an opening in one side, a frame 30 pivoted within the lower side of the opening, said frame consisting of two legs, a horizontal frame on top of the legs, and horizontal braces extending from near the center of the legs to near the inner extremity of the frame 35 on top of the legs, the opening in the chamber being of a greater width than any portion of the wash-stand except the inner end of the top frame, which is of such width that when the wash-stand is withdrawn said end will 40 fill the opening and thereby stiffen the stand from lateral oscillation, and a door to close the opening, substantially as described.

In testimony whereof I affix my signature in presence of two witnesses.

THOMAS A. GALT.

Witnesses:

JOHN G. MANAHAN,
ADDA E. WARD.