

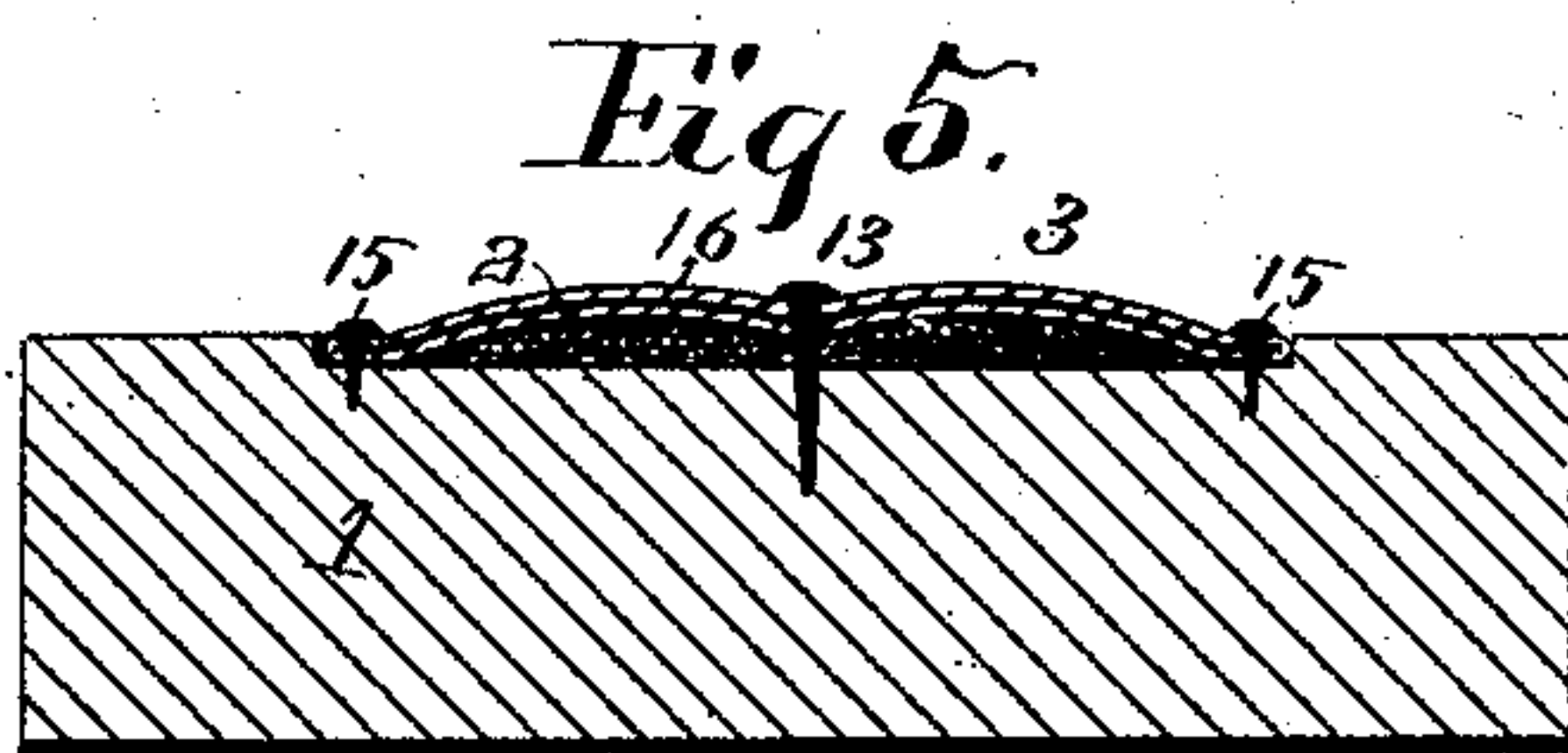
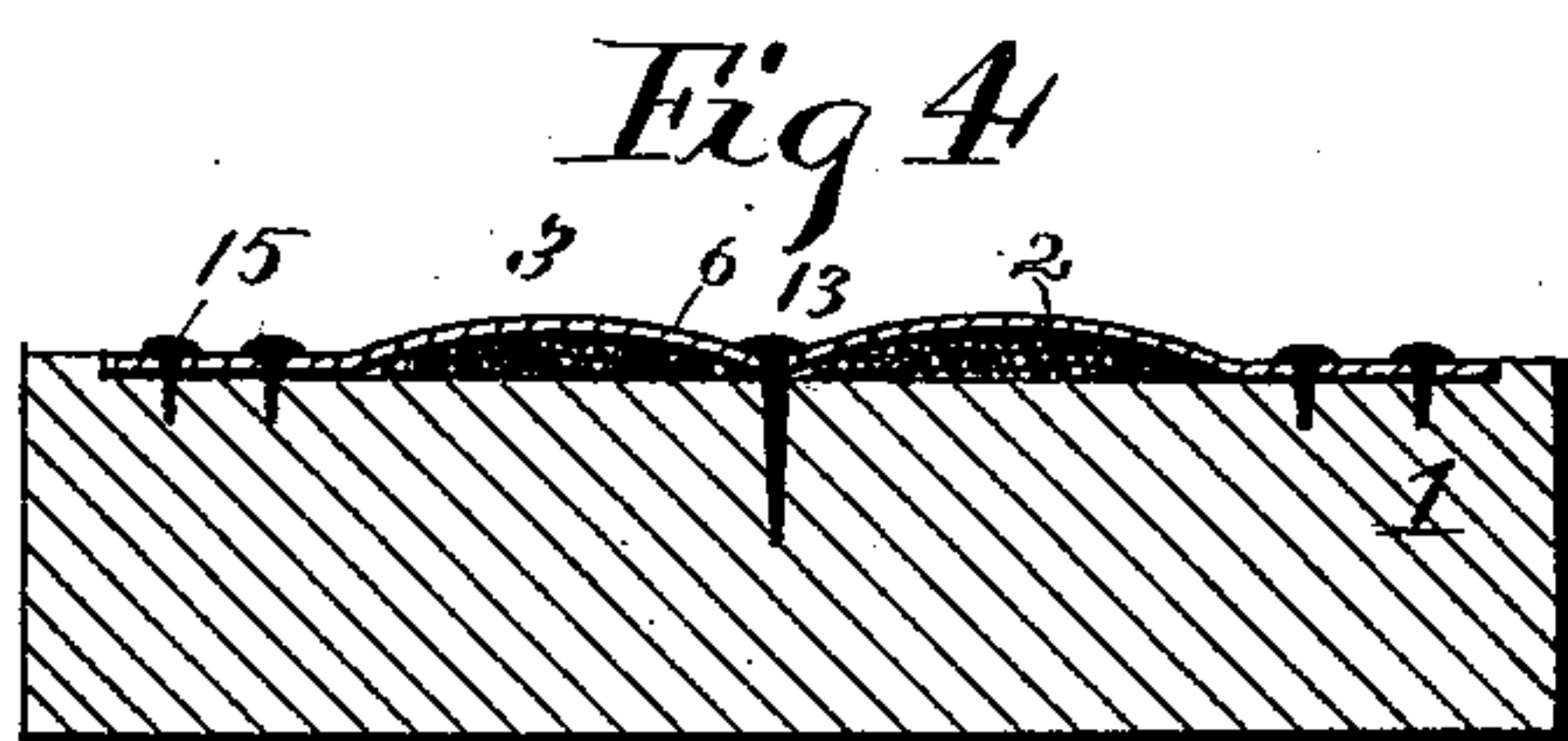
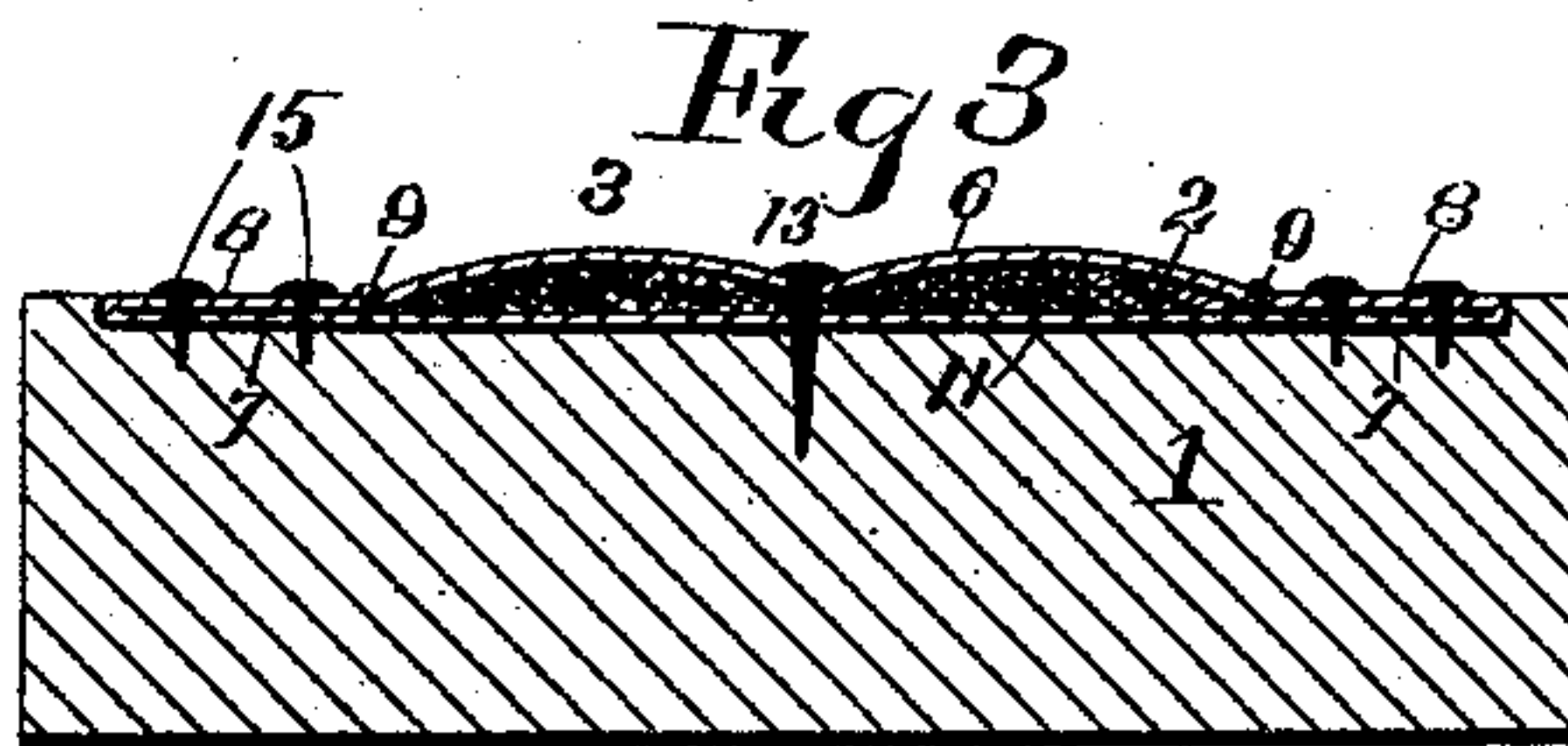
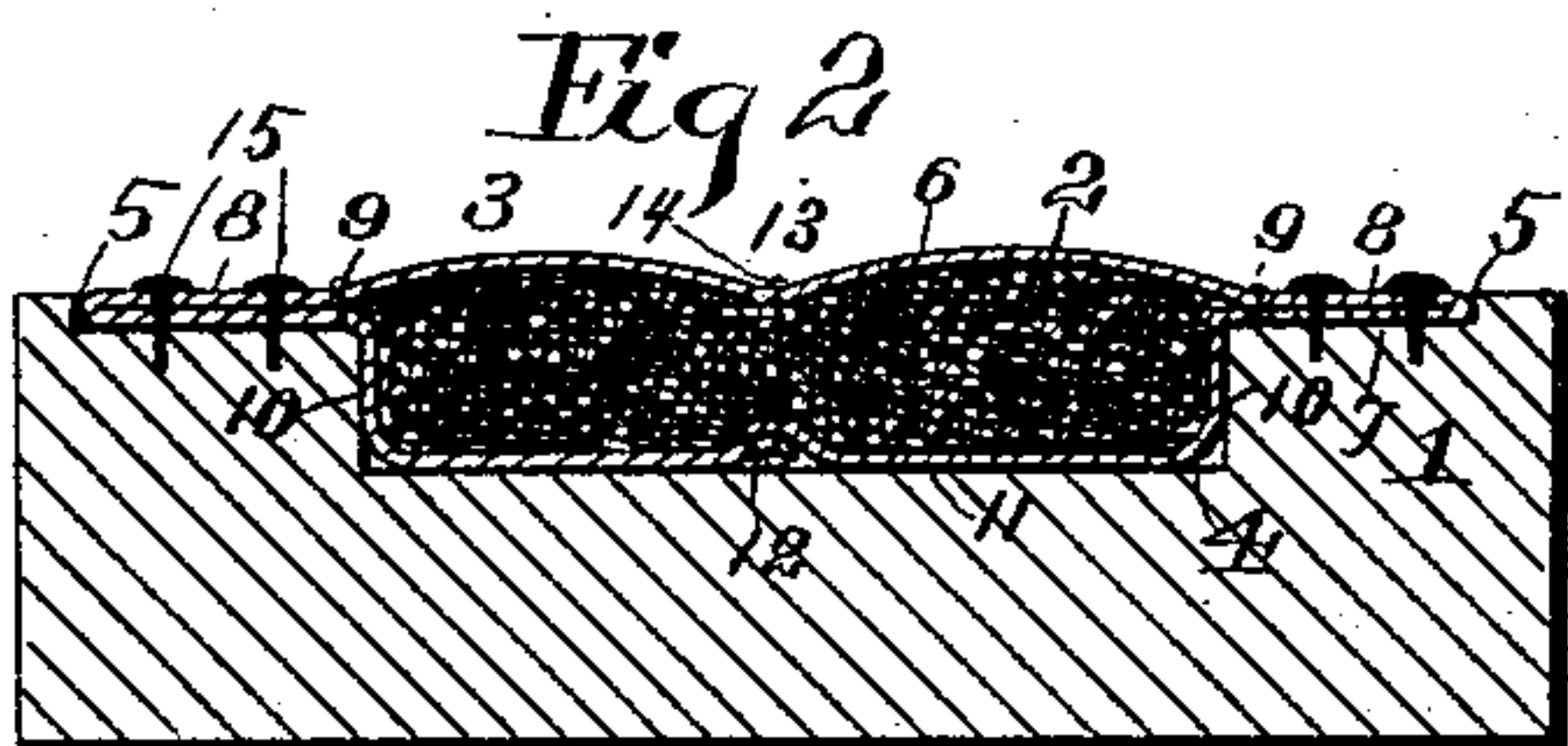
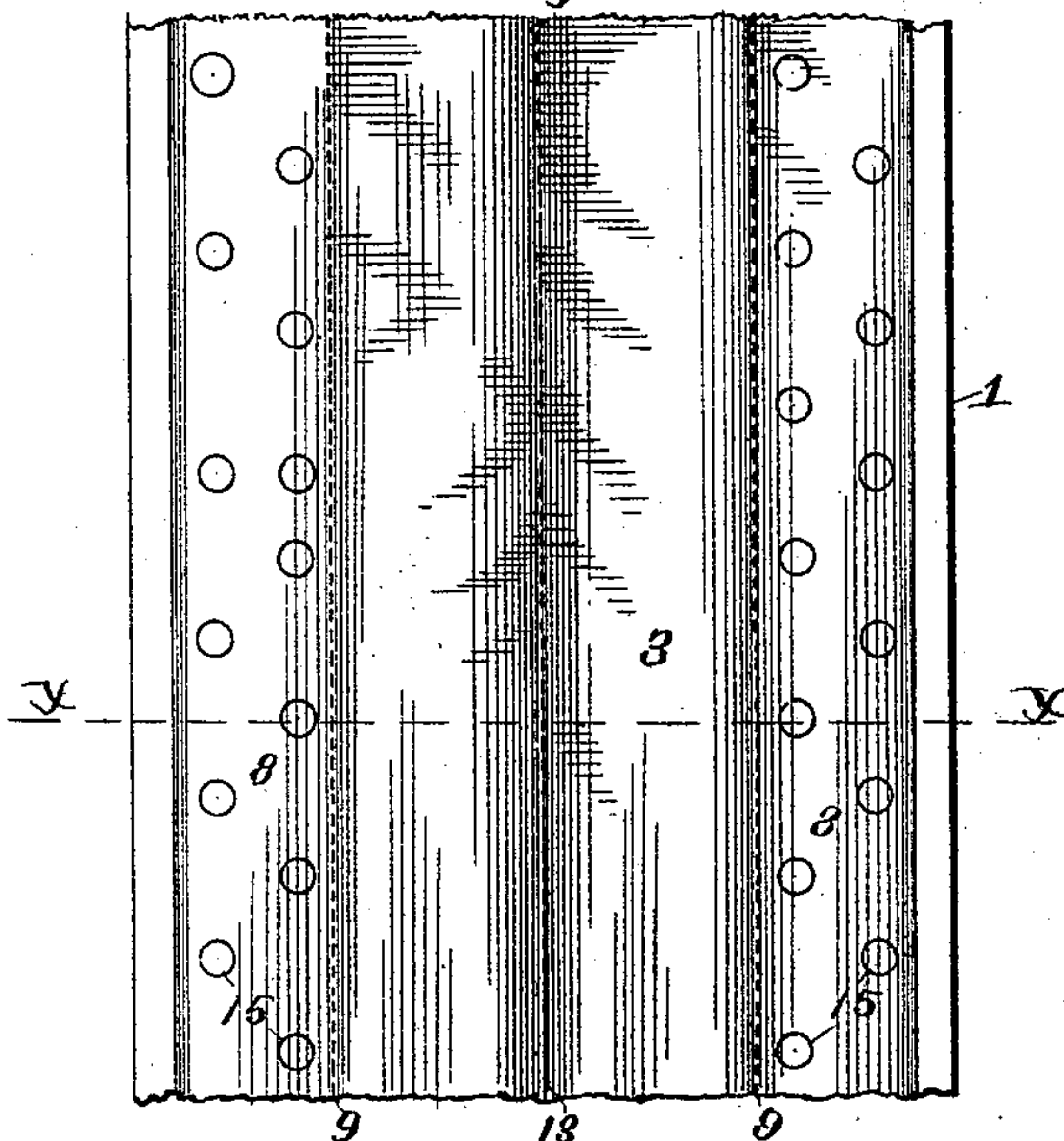
(No Model.)

H. W. FRENCH.
CUSHIONING AND PADDING FOR JAMBS.

No. 455,791.

Patented July 14, 1891.

Fig 1



Witnesses
C. C. Burdine
Geo. L. Wheelock

Inventor
Hiram W. French
per *R. L. Davis*
his Attorney

UNITED STATES PATENT OFFICE.

HIRAM W. FRENCH, OF ALLEGHENY, PENNSYLVANIA.

CUSHIONING AND PADDING FOR JAMBS.

SPECIFICATION forming part of Letters Patent No. 455,791, dated July 14, 1891.

Application filed October 30, 1890. Serial No. 369,767. (No model.)

To all whom it may concern:

Be it known that I, HIRAM W. FRENCH, a citizen of the United States, residing at Allegheny city, in the county of Allegheny and State of Pennsylvania, have invented certain new and useful Improvements in Cushioning and Padding for Jambs; and I do hereby declare the following to be a full, clear, and exact description of the invention, such as will enable others skilled in the art to which it appertains to make and use the same.

My invention relates to cushioning or padding for forming air-tight joints in doors, hatches, &c., of refrigerator-cars, cooling-rooms, cold-storage houses, refrigerators, &c.; and it consists in the manner of combining hair felt or its equivalent in elasticity with canvas or other material that will produce the same result and in its manner of application to the door posts or jambs or like bearing-surfaces, all of which is described hereinafter, and then particularly pointed out in the claims.

In order that my invention may be fully understood, I will now describe the same with reference to the accompanying drawings, in which—

Figure 1 is an inner face view of a portion of the jamb, showing the cushioning or padding. Fig. 2 is a section on line *xx*, Fig. 1. Figs. 3, 4, and 5 are various modifications.

The jamb is indicated by 1, the hair felt or equivalent by 2, and the canvas or equivalent covering by 3.

As shown clearly in Fig. 2, the jamb is provided with a longitudinal recess 4, at the sides of which are shallow rabbit-grooves 5. The padding consists of the longitudinal filling of hair felt 2 and a covering of canvas 3, the filling being on the back of the front or facing 6 of the strip of canvas. The back of the padding is formed by turning or folding the sides of the canvas strip under, as shown at 7, forming side flaps or ears 8 to the padding, and securing the sides to the front 6 by longitudinal lines of stitching 9 and passing them around the sides of the filling at 10 and the back of the filling at 11, their edges lapping over at 12 midway of the back of the filling. The filling is secured in the strip by forming a longitudinal line of stitching 14 or passing suitable fastenings through the front 6 of the strip, the filling 2 and the overlapping edges 12 of

the strip forming a longitudinal depression or air-chamber 13, producing bulges at each side. If desired, the cover may be so folded around the filling as to provide more than two thicknesses of fabric or canvas in the flap at the edge against which the door first closes. Any number of depressions or air-chambers may be formed by making any desired number of lines of stitching or by using any other equivalent and well-known fastenings—such as tacks, &c.—and thus increasing the bearing or bulge surface, which I regulate in accordance with the width of the padding. In some cases it may be preferable to omit the air-chambers.

A padding made as above described will consist of a longitudinal central cushioning having side attachment ears or flaps extending the whole length of its front.

When applied to jamb 1, the hair felt and the parts of the canvas at its sides and back fill the recess 4, and the flaps or ears 8 are secured neatly in the rabbit-grooves 5 by means of suitable tacks or other fastenings 15, the heads of which must not project in practice so as to engage the door or hatch.

As shown in Fig. 3, the recess 4 in the jamb is dispensed with, the hair-felt filling in this case not being as thick as before.

I do not confine myself to surrounding the entire surface of the felt or other elastic material used by the covering; but I may regulate the amount of surface covered in accordance with the width of the pad and requirements. The width will determine whether necessary to fully surround the filling with canvas or omit part of the canvas at back, as shown in Fig. 4, in which latter case the number of air-chambers is increased. I may also employ as a facing a length of flattened cotton or other fabric tubing or hose as a substitute for canvas, as shown in Fig. 5, or, as shown in Fig. 3, the tubing may be stuffed. In this case a row of tacks is put in through the center of the tubing 16 through the filling and close together, forming an air-passage. The tacks serve to hold the tubing in position.

Having thus described my invention, what I claim as new therein, and desire to secure by Letters Patent, is—

1. A padding for jambs and like bearing-surfaces, the same comprising an elastic fill-

ing of hair felt and a covering of canvas or the like, said filling being secured to said covering by longitudinal lines of stitching or equivalent fastening, forming an air-chamber with bulges at each side, substantially as and for the purpose described.

2. A padding for jambs and like bearing-surfaces, the same comprising an elastic filling of suitable material and a covering of canvas or the like providing side attachment flaps or ears at each side, said filling being secured in said covering by a longitudinal line of stitching, forming an air-chamber with bulges at each side, substantially as and for the purpose set forth.

3. The herein-described padding for jambs and like bearing-surfaces, the same consisting of a strip of canvas folded longitudinally at

its sides, longitudinal lines of stitching securing the sides to the front or part between them, forming flaps or ears, a filling of suitable elastic material, around which the parts of the sides of the strip beyond the lines of stitching are passed, so that their edges will overlap, and a longitudinal line of stitching securing the front of the strip, the filling, and the overlapping edges of the strip together, forming an air-chamber at front with bulges at each side, substantially as and for the purposes set forth.

In testimony whereof I affix my signature in presence of two witnesses.

HIRAM W. FRENCH.

Witnesses:

JAMES S. MCCREARY,
J. A. KAUTZ.