

(No Model.)

J. A. HUNT.
BLAST CARTRIDGE.

No. 455,332.

Patented July 7, 1891.

Fig. 1.

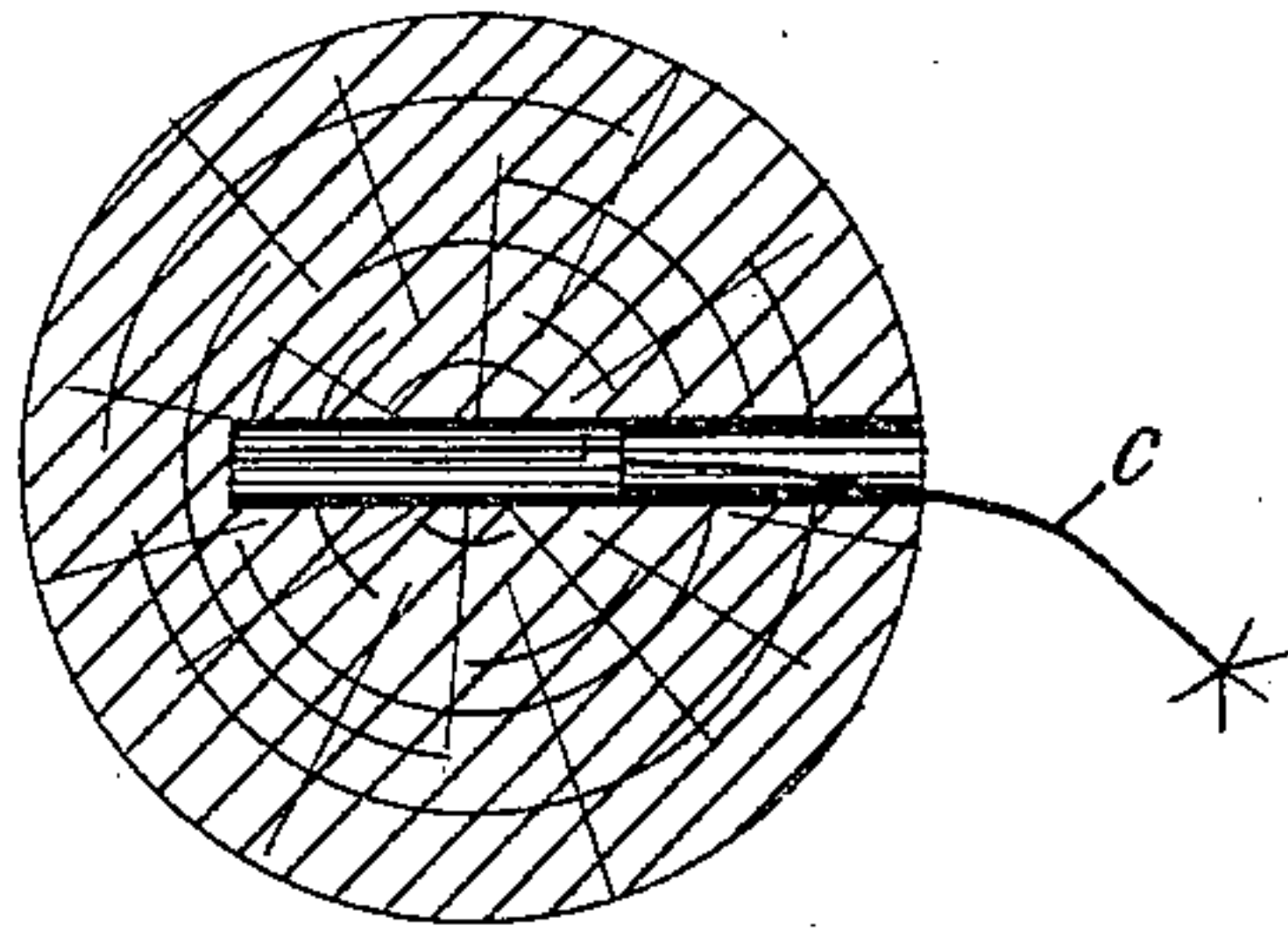


Fig. 2.

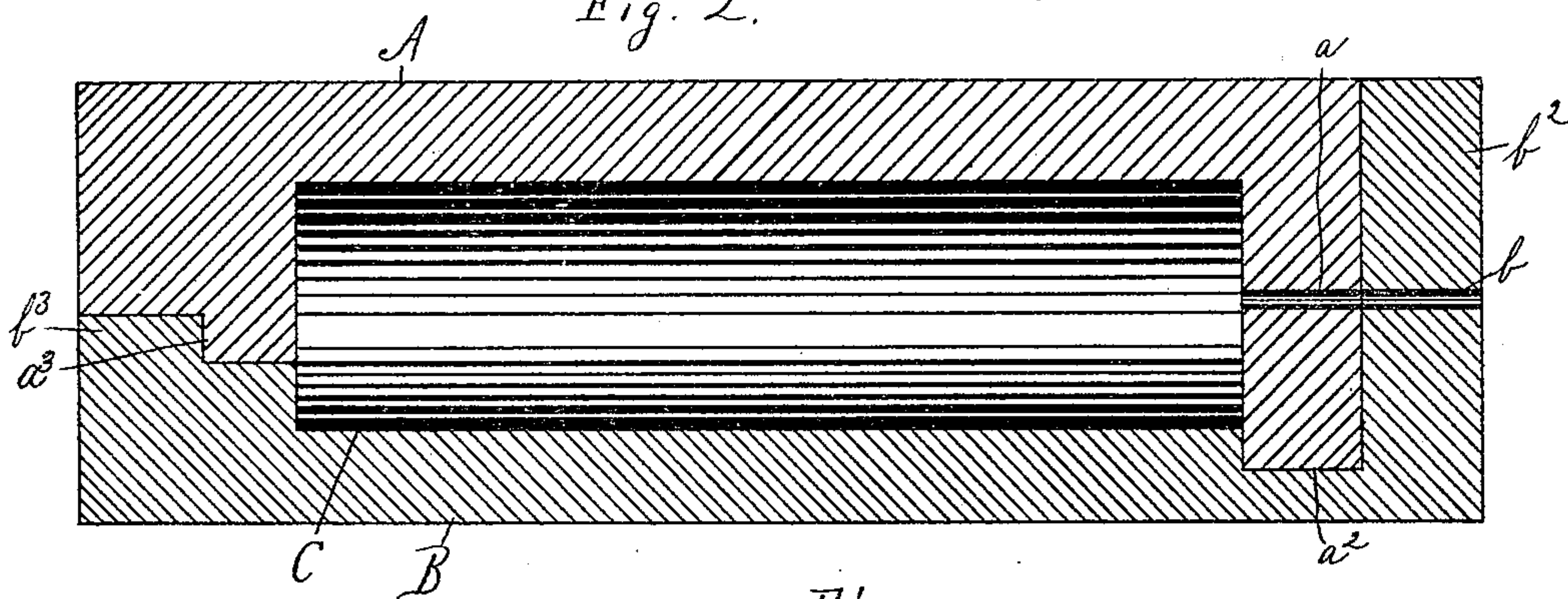
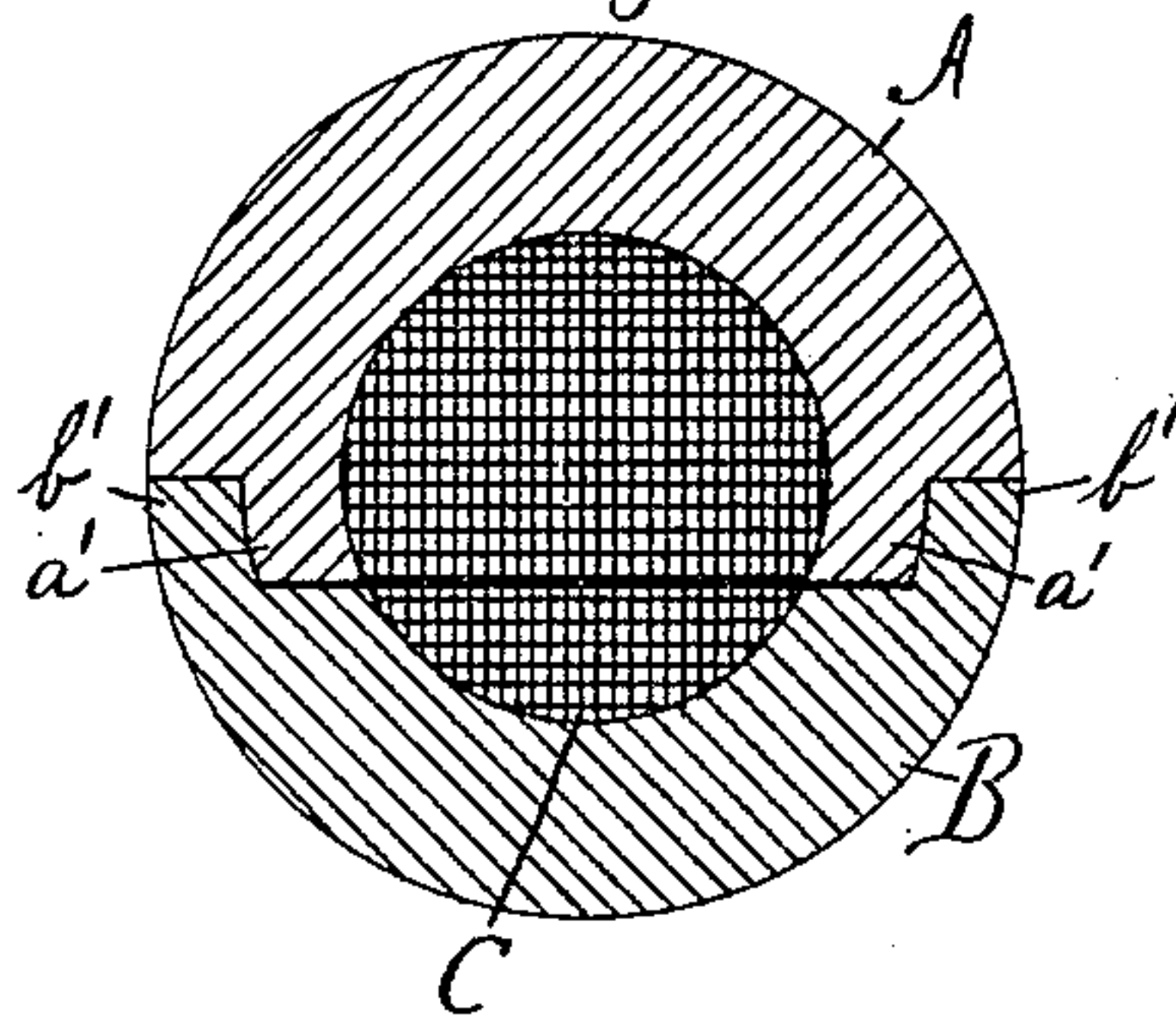


Fig. 3.



Witnesses

A. E. Glascock.
M. E. Lansdale.

Inventor

J. A. Hunt.
John S. Duxie
Attorney

UNITED STATES PATENT OFFICE.

JOSEPH A. HUNT, OF SEARCY, ARKANSAS.

BLAST-CARTRIDGE.

SPECIFICATION forming part of Letters Patent No. 455,332, dated July 7, 1891.

Application filed March 9, 1891. Serial No. 384,283. (No model.)

To all whom it may concern:

Be it known that I, JOSEPH A. HUNT, a citizen of the United States, residing at Searcy, in the county of White and State of Arkansas, have invented certain new and useful Improvements in Blast-Cartridges; and I do declare the following to be a full, clear, and exact description of the invention, such as will enable others skilled in the art to which it appertains to make and use the same, reference being had to the accompanying drawings, and to the letters of reference marked thereon, which form a part of this specification.

My invention has relation to blasting-cartridges; and it consists in the novel construction and arrangement of its parts.

In the accompanying drawings, Figure 1 is a cross-sectional view of a log with my invention located therein. Fig. 2 is a longitudinal sectional view of my invention, and Fig. 3 is a cross-sectional view of my invention.

My invention is described as follows: It consists of two parts A and B, each having in one end a perforation *a* and *b*, respectively. The part A is provided with the longitudinal flanges *a'* and the abutting flanges *a*² and *a*³, and the part B is provided with the longitudinal flanges *b'* and the abutting flanges *b*² and *b*³. The part A is also provided with suitable sockets to receive the flanges *b'*, *b*², and *b*³ of part B, and part B is provided with sockets to receive the flanges *a'*, *a*², and *a*³ of part A. Both of said parts are hollowed out in their middles, and when they are put together they form a recess C, into which the powder or other explosive is placed and ignited by a fuse *c*, passing the perforations *a* and *b*.

My invention is operated as follows: The recess is loaded with an explosive and a fuse of sufficient length is connected with said explosive through the perforations *a* and *b*. Then the cartridge is placed in an auger-hole in a log. Said hole may be bored either cross-wise or lengthwise. The cartridge is placed in said hole, as shown in Fig. 1, with the part A over the part B, or vice versa, so that when the explosive is ignited the two parts will fly away from each other in opposite directions and split the log asunder.

This cartridge may be made any size and may be used also to blast rock or other analogous substance.

It will be observed that in using this cartridge no tamping is necessary, and a wet log can be blasted as easily as a dry one, and this method of blasting is less dangerous than the old methods, because the cartridge will not jump out of the log when fired.

Having described my invention, what I claim as new, and desire to secure by Letters Patent, is—

A blast-cartridge consisting of the part A, having the longitudinal flanges *a'*, abutting flanges *a*² and *a*³, one at each end, and perforation *a'*, and part B, provided with the perforation *b*, longitudinal flanges *b'*, and the abutting flanges *b*² and *b*³, one at each end, substantially as described.

In testimony whereof I affix my signature in presence of two witnesses.

JOSEPH A. HUNT.

Witnesses:

W. E. BATTLE,
J. M. BATTLE.