

(No Model.)

P. H. THOMPSON.
WHIFFLETREE HOOK.

No. 455,259.

Patented June 30, 1891.

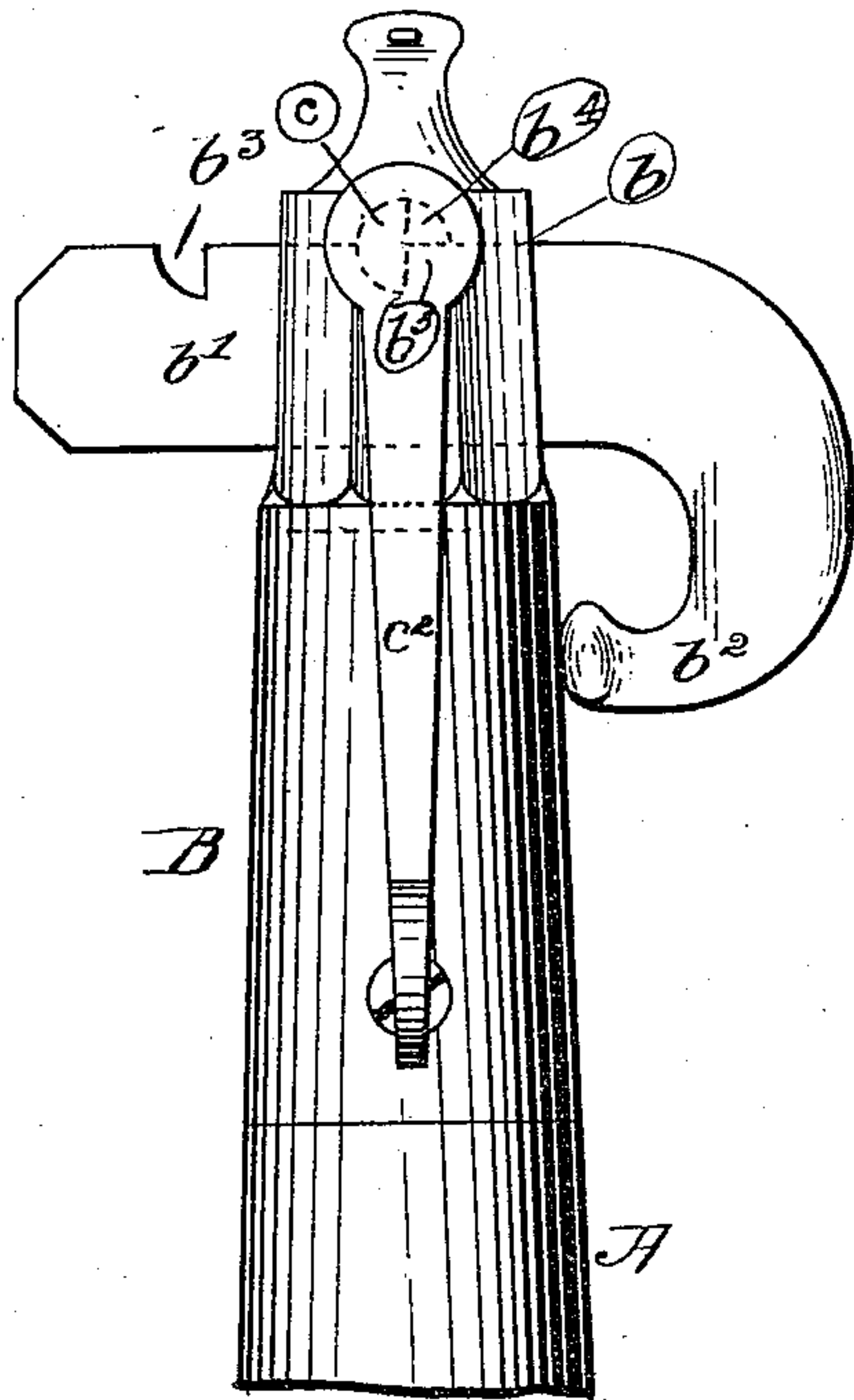


Fig. 1.

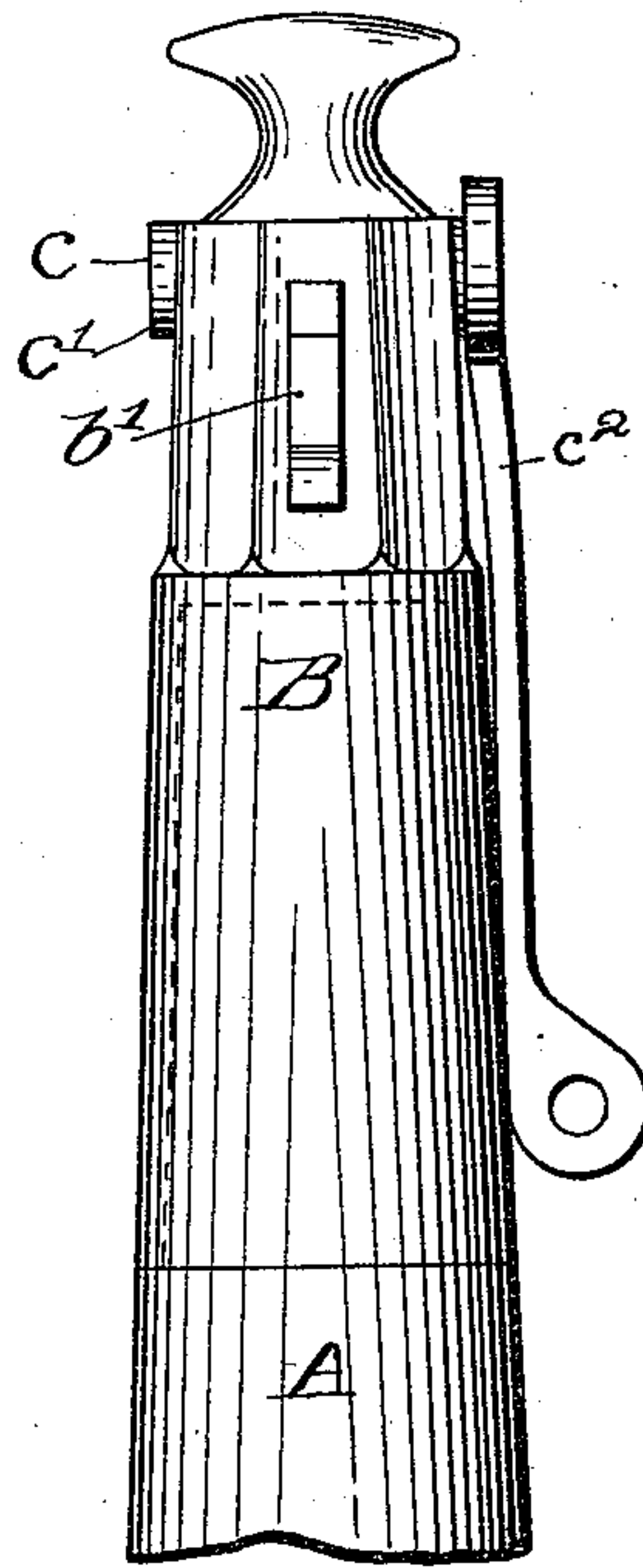


Fig. 2.




Fig. 3.

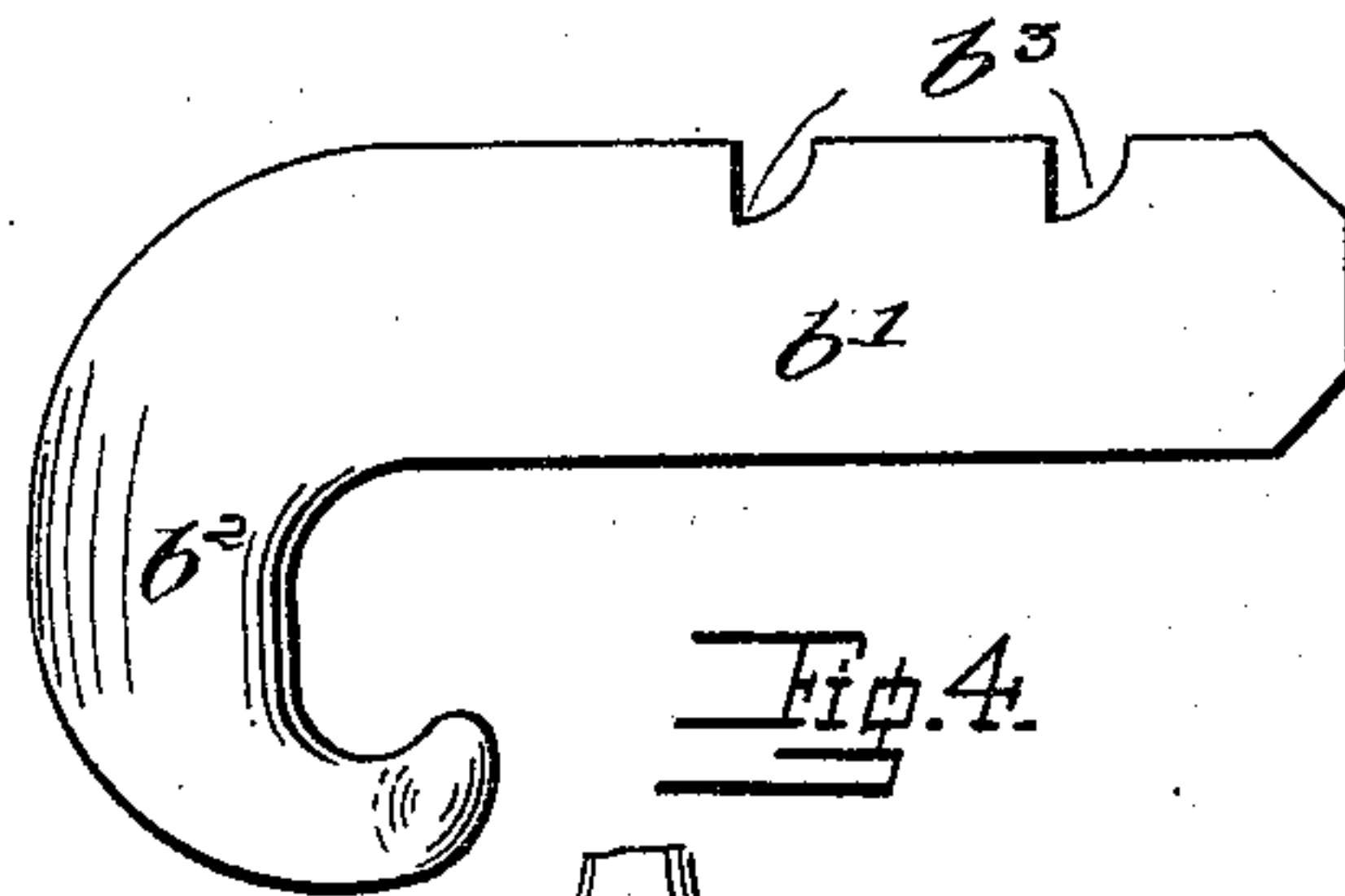


Fig. 4.

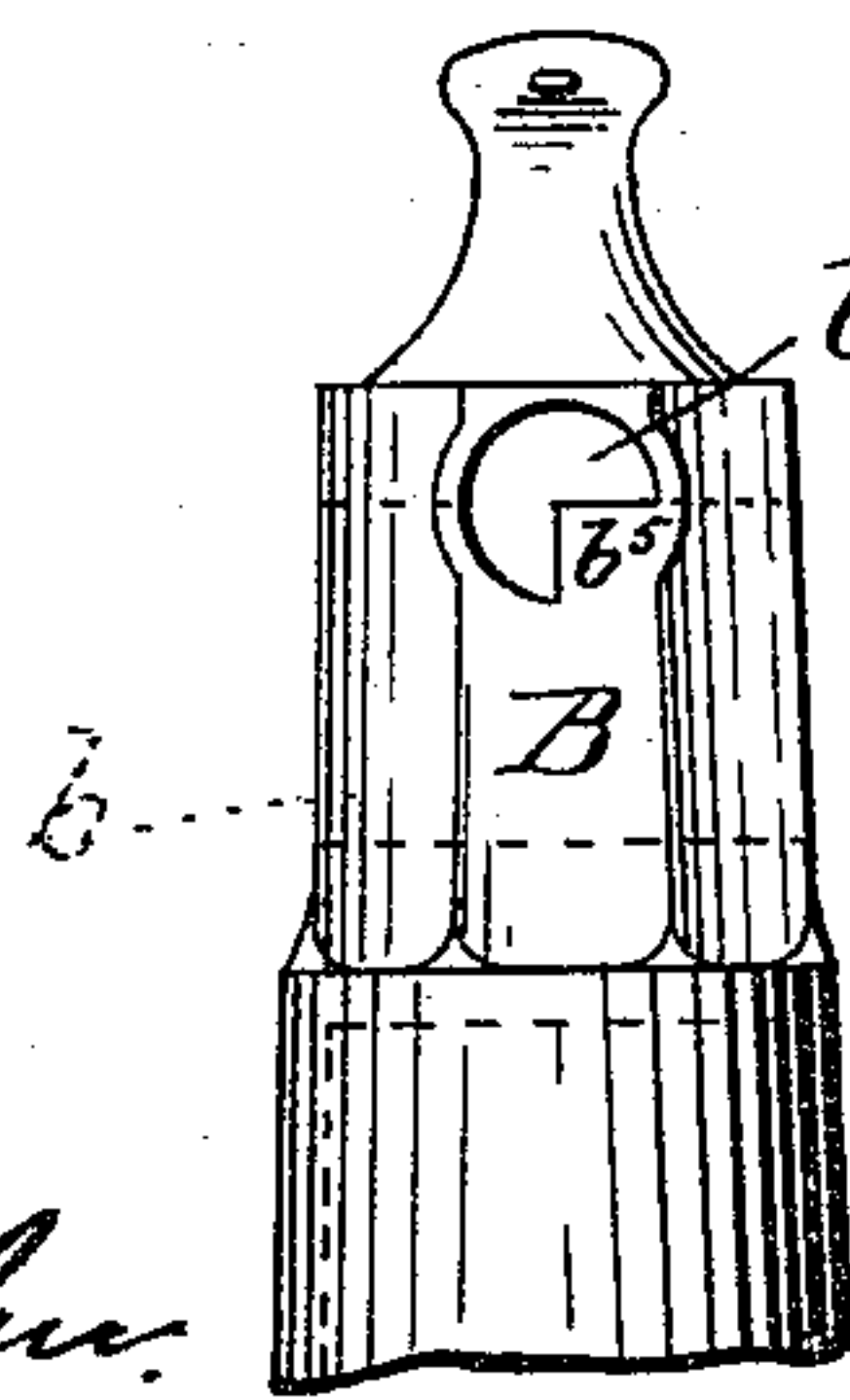


Fig. 5.

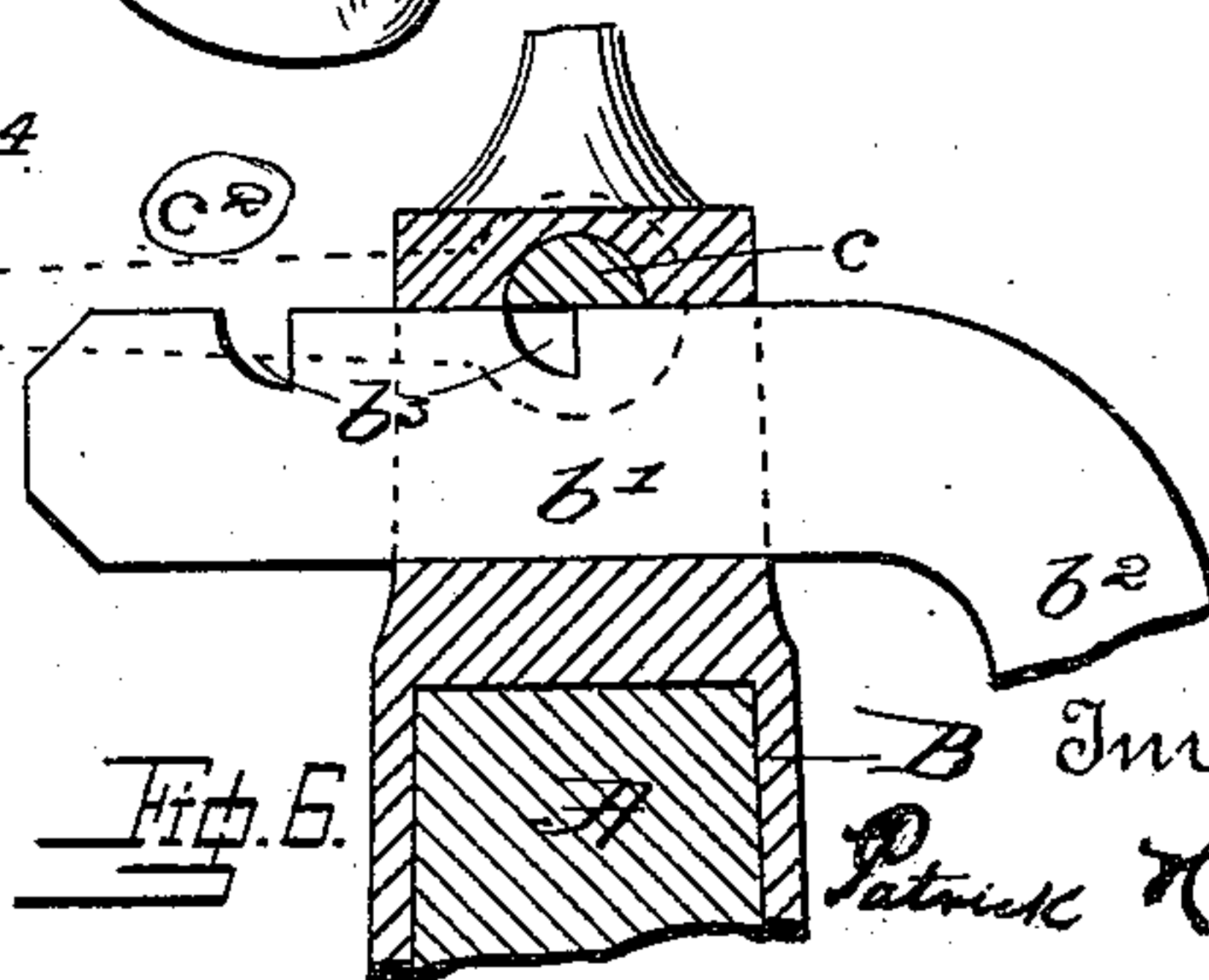


Fig. 6.

Witnesses

L. F. Hayden.
A. E. Green

Inventor
Patrick H. Thompson

Attorneys

Adams & Son

UNITED STATES PATENT OFFICE.

PATRICK HENRY THOMPSON, OF BLUFFTON, GEORGIA.

WHIFFLETREE-HOOK.

SPECIFICATION forming part of Letters Patent No. 455,259, dated June 30, 1891.

Application filed February 24, 1891. Serial No. 382,665. (No model.)

To all whom it may concern:

Be it known that I, PATRICK HENRY THOMPSON, a citizen of the United States, and a resident of Bluffton, in the county of Clay and State of Georgia, have invented certain new and useful Improvements in Whiffletree-Hooks; and I do hereby declare the following to be a full, clear, and exact description of the invention, such as will enable others skilled in the art to which it appertains to make and use the same, reference being had to the accompanying drawings, and to letters and figures of reference marked thereon, which form a part of this specification.

This invention relates to whiffletree-hooks, having for its object the construction of an inexpensive device which is capable of easy and convenient operation to attach and release the traces or tugs to and from a vehicle, the details of all which will be hereinafter fully described.

In the accompanying drawings, Figure 1 is a plan of the device attached to one end of a whiffletree, showing the parts in the positions they would assume when the trace was attached, said trace, however, not being shown. Fig. 2 is a back view of the parts shown in Fig. 1. Fig. 3 is a perspective view of the key and handle thereof. Fig. 4 is a plan view of the notched bars, showing the construction thereof in which it is provided with a hook for attachment to the trace. Fig. 5 is a plan of the thimble with the key and bar removed, showing the form of the key-seat therein. Fig. 6 is a sectional view with the bar and key in place, said key being turned to allow the removal of said bar.

Like reference-marks are employed in the designation of corresponding elements in all the views.

The whiffletree A may be of any form, as may also the socket B, provided they are capable of containing the several elements. The construction of socket shown is a tapering piece with a recess to slip over the reduced end of the whiffletree, the end of said socket carrying the usual elliptical button for use in case of accident, said button also forming a strengthening element in the end of the socket. Through the extension of the socket beyond the end of the reduced portion mentioned is a transverse slot *b*, preferably rect-

angular in form. Into this said slot or recess *b* the bar *b'* will enter, said bar being provided with a hook *b²* or other means for attachment thereof to the trace, such as a snap-hook, loop, or rivets. Notches *b³* are cut into the edges of said bar, and may be of any number desired, as the bar *b'* will be of sufficient length to slide in the recess *b* to adjust the length of traces from whiffletree to hames. At right angles to and cutting partially into the said slot *b* is a hole *b⁴*, which is of such shape as will allow the half-round pin *c* to revolve therein, which motion should be limited by suitable construction, for which purpose, as shown, the hole *b⁴* is made to comprise only about three-fourths of a circle, which, leaving a projection *b⁵*, has the advantage of simplicity, as the hole may be cast in the socket, and also provides a bearing-point for the pin *c* at a right angle to the line of strain when the vehicle is being drawn, which will prevent the bending of the pin *c*, and said pin may be made much smaller. The pin *c* turns into one of the notches *b³*, as best shown in Fig. 6. In order that the pin *c* may not be by any jar turned around or moved from its place, a lip *c'* is formed on one end, operating to prevent its withdrawal from the hole when turned in the position shown in Fig. 1, and the handle *c²* is secured to the upper end and contacts, when in the position shown in Fig. 1, forcibly with the metal of the socket, and by said contact causing sufficient friction to prevent the turning of said pin *c* within the hole *b⁴*, the lip *c'* preventing the pin from rising in the hole and relieving said frictional contact. The lever *c²* may be provided with a hole or other means for the attachment of a cord or chain and the device so be used as a horse-detacher.

Having thus described my invention, what I claim as new, and desire to secure by Letters Patent of the United States, is—

1. In a device of the class specified, the combination of a whiffletree slotted near its end with horizontal and vertical slots, the vertical slot extending half its diameter into the horizontal slot and having a shape of approximately three-quarters of a circle, the notched hook carried in the horizontal slot, and the semicircular-shaped key seated in the vertical slot, substantially as described.

2. In a device of the class specified, the whiffletree having a slot transversely cut in its end, the bar having means for the attachment of the trace, and a notched edge, and a
5 round pin seated in said whiffletree and having the portion near the bar halved, forming corners, substantially as shown, and adapted to be partially revolved in its seat to such a position as will turn one of its corners into
10 one of the notches in said bar, all combined, arranged, and operating substantially as shown and described, and for the purpose specified.

3. In a device of the class specified, a metallic head having a socket to fit on the end

of a whiffletree and a slot to receive the end of a trace, and a hole, of a form comprising three-fourths of a circle, in said head transversely to said slot, and a half-round pin provided with a spring-lever, and the projection, 20 substantially as described, upon its lower end, and adapted to be partially revolved within said hole and press upon said trace, for the purpose specified.

In testimony whereof I hereunto affix my 25 signature in presence of two witnesses.

PATRICK HENRY THOMPSON.

Witnesses:

W. T. GREENE,

B. L. BROWN.