

(No Model.)

C. E. HENNIES.
CUFF HOLDER.

No. 455,208.

Patented June 30, 1891.

Fig I.

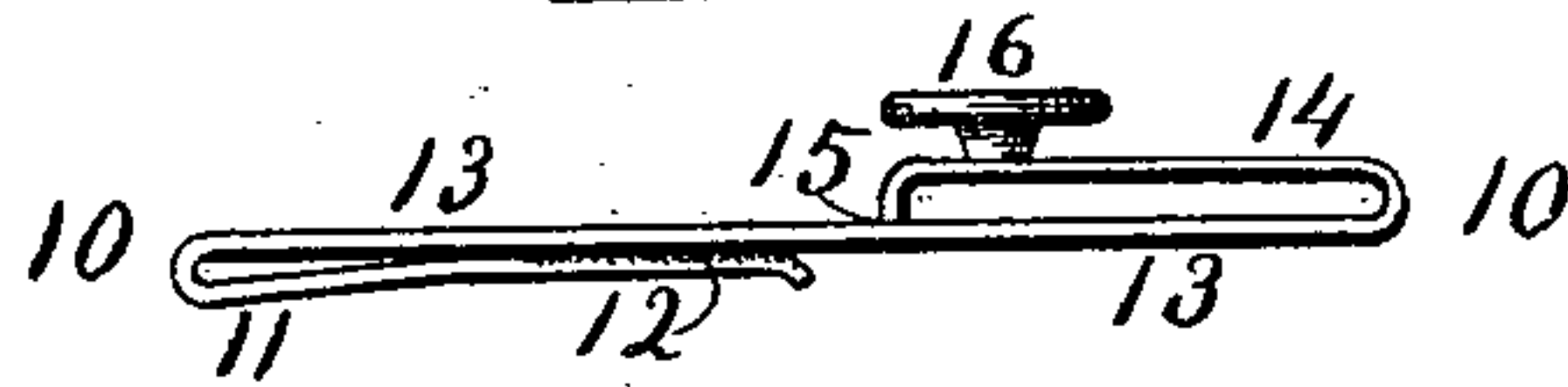


Fig II.

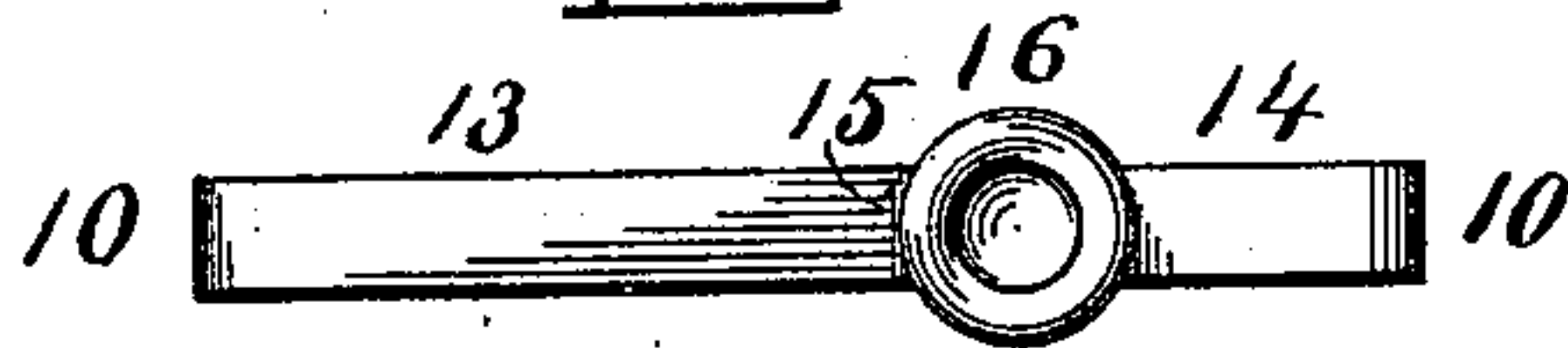


Fig III.

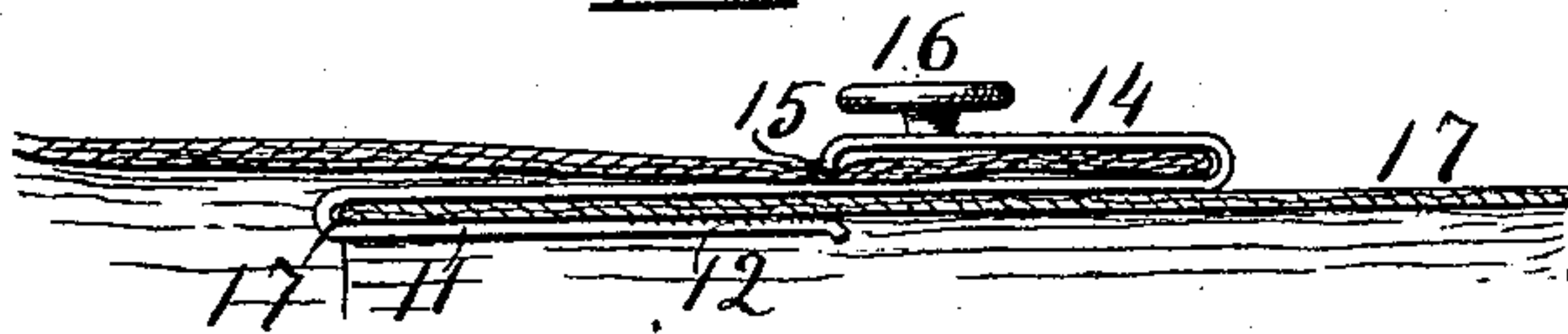


Fig IV.

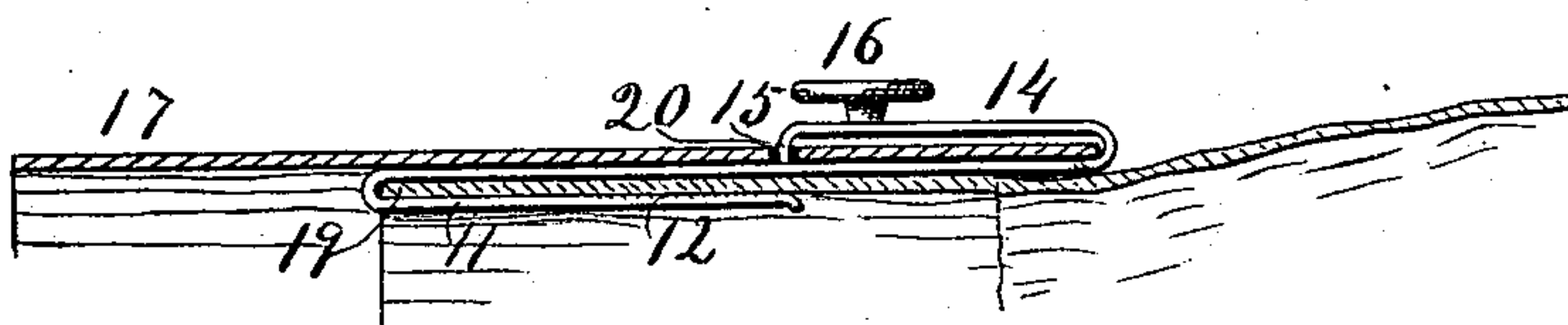



Fig V.



WITNESSES,
J. C. Stevens.
M. C. Hilyard.

INVENTOR.
Charles E. Hennies.
J. C. Stevens, ATT'Y.

UNITED STATES PATENT OFFICE.

CHARLES E. HENNIES, OF ATLANTA, GEORGIA.

CUFF-HOLDER.

SPECIFICATION forming part of Letters Patent No. 455,208, dated June 30, 1891.

Application filed March 27, 1891. Serial No. 386,685. (No model.)

To all whom it may concern:

Be it known that I, CHARLES E. HENNIES, a citizen of the United States, residing at Atlanta, in the county of Fulton and State of Georgia, have invented certain new and useful Improvements in Cuff-Fasteners; and I do hereby declare the following to be a full, clear, and exact description of the invention, such as will enable others skilled in the art to which it appertains to make and use the same.

This invention relates to that class of devices by means of which cuffs may be removably attached to the sleeves of the wearer; and the object of the invention is to provide a cuff-fastener which may be used by ladies to attach a cuff to the dress sleeve above it without bringing into service any button-hole either in the cuff or sleeve, and which cuff-fastener may be used by gentlemen to attach a cuff to the wristband of the shirt by either one of two means.

To this end my invention consists in a "cuff-fastener" constructed or formed as hereinafter described and claimed, reference being had to the accompanying drawings, in which—

Figure I is a side elevation or edgewise view of my cuff-fastener, and Fig. II is a view, looking down upon the top of the same. Fig. III is an edgewise view, the same as Fig. I, and showing in connection therewith a portion of a lady's sleeve and a cuff attached thereto in longitudinal section. Fig. IV is a similar edgewise view of my cuff-fastener, showing one way in which it may attach a gentleman's cuff to the wristband of his shirt. Fig. V. is a similar edgewise view showing another manner in which the same cuff-fastener may serve to attach a gentleman's cuff to his wristband.

10 represents the main portion of the cuff-fastener consisting of a strip of spring sheet metal of an even width throughout its length, as shown in Fig. II, and folded back upon itself at each end, as shown in all the other figures. The fold 11 is provided with teeth at 12, which are sprung with considerable force against the under side of the body portion 13. I shall call the portion 11 a "finger," and at the bend joining this finger with the body 13 the opening between the finger and body is

just enough to admit either a cuff, as shown in Fig. III, or a wristband, as shown in Figs. IV and V. The fold 14 of the main portion 10 has a space between it and the body 13, 55 more open than the space at 11, and the end 15 of the fold 14 is bent downward at right angles upon the body 13. The fold 14 and the body 13 spring forcibly toward each other whereby the end 15 acts as the jaw of a clamp. 60

16 represents a knob rigidly secured to or formed as a part of the fold 14. This knob serves the double purpose of, first, a handle, whereby the jaw 15 may be raised to admit the edge of any article of apparel into the 65 clamp or to release such articles therefrom; second, to serve as a button, whereby the fastener may be attached to a cuff, as shown in Fig. V.

For ladies' use the body portion 10 may be 70 made of gold or silver and the knob 16 may be to any degree ornamental, because it is to be worn in sight, as shown in Fig. III, in which 17 represents a lady's cuff held beneath the finger 11, and 18 represents a lady's dress- 75 sleeve, over which the clamp-jaw 15 springs, firmly bedding itself into the goods, so that it cannot be removed without a little effort on the part of the wearer applied to the knob 16, and the teeth 12 hold the cuff in a secure 80 position. It will be seen that the folds 14 and 11 limit the amount to which the cuff and the sleeve may respectively enter the clamps of this cuff-fastener, thus holding a certain fixed amount of the cuff neatly exposed to view at 85 all times.

In the service above described the fastener holds itself to both portions by its clamping action independent of any button-hole.

In Fig. IV the position of the fastener is 90 reversed relative to the sleeve, which is here represented as a gentleman's wristband 19 inserted beneath the finger 11, and the cuff 17 may be held either by the jaw 15 acting as a clamp thereon, or the said jaw may pass di- 95 rectly through a button-hole 20 in the cuff to hold it.

In Fig. V the wristband 19 is held as described of Fig. IV, beneath the finger 11, but the cuff 17 in this instance is engaged by the 100 knob 16 passing through a button-hole 20 in the cuff.

21 represents the position of the coat-sleeve outside of the cuff and fastener. It is therefore evident that this cuff-holder may serve either for ladies' or gentlemen's use to secure
5 a cuff to a sleeve above it or to a sleeve under it by its clamping action, without the aid of button-holes, or it may serve to hold a cuff either beneath the fold 14 with the jaw 15 in the button-hole or above the jaw 14
10 with the knob 16 in the button-hole.

It is also evident that this device would perform its service in most of the above-named positions without the aid of the knob 16, but it could not be so easily applied, and
15 I prefer it with the knob.

Having thus fully described my invention,

what I believe to be new, and desire to secure by Letters Patent, is the following:

A cuff-fastener comprising a strip of spring sheet metal with the two ends folded back 20 upon the body portion in reverse directions, one of the said ends being bent at a right angle toward the body portion and provided with a knob on its outer face and the other end roughened or corrugated, substantially 25 as described.

In testimony whereof I affix my signature in presence of two witnesses.

CHARLES E. HENNIES.

Witnesses:

G. C. ELFE;

WALTER JONES.