

(No Model.)

J. J. McBRIDE.
CLEVIS.

No. 455,108.

Patented June 30, 1891.

Fig. 1.

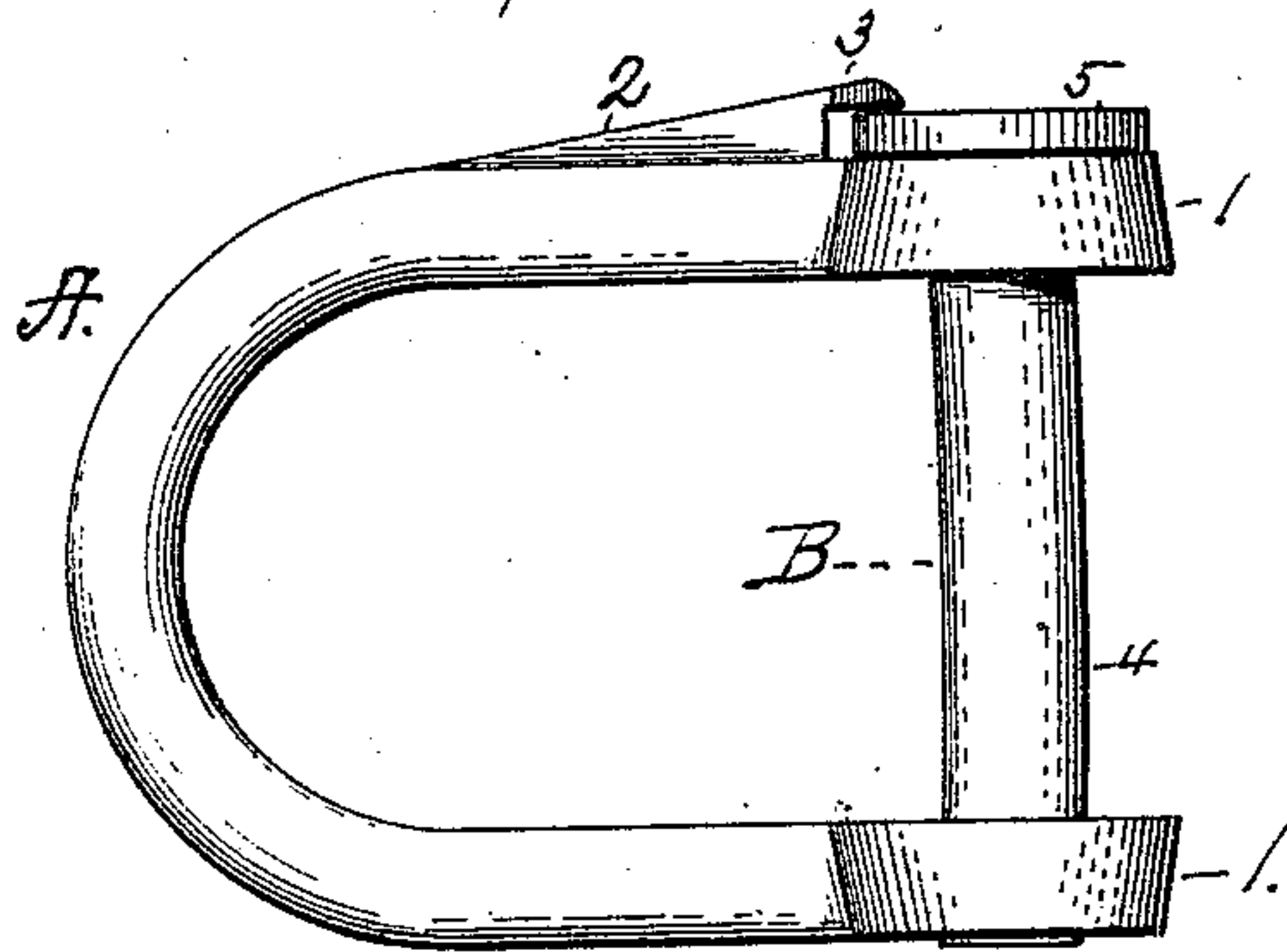


Fig. 2.




Fig. 3.

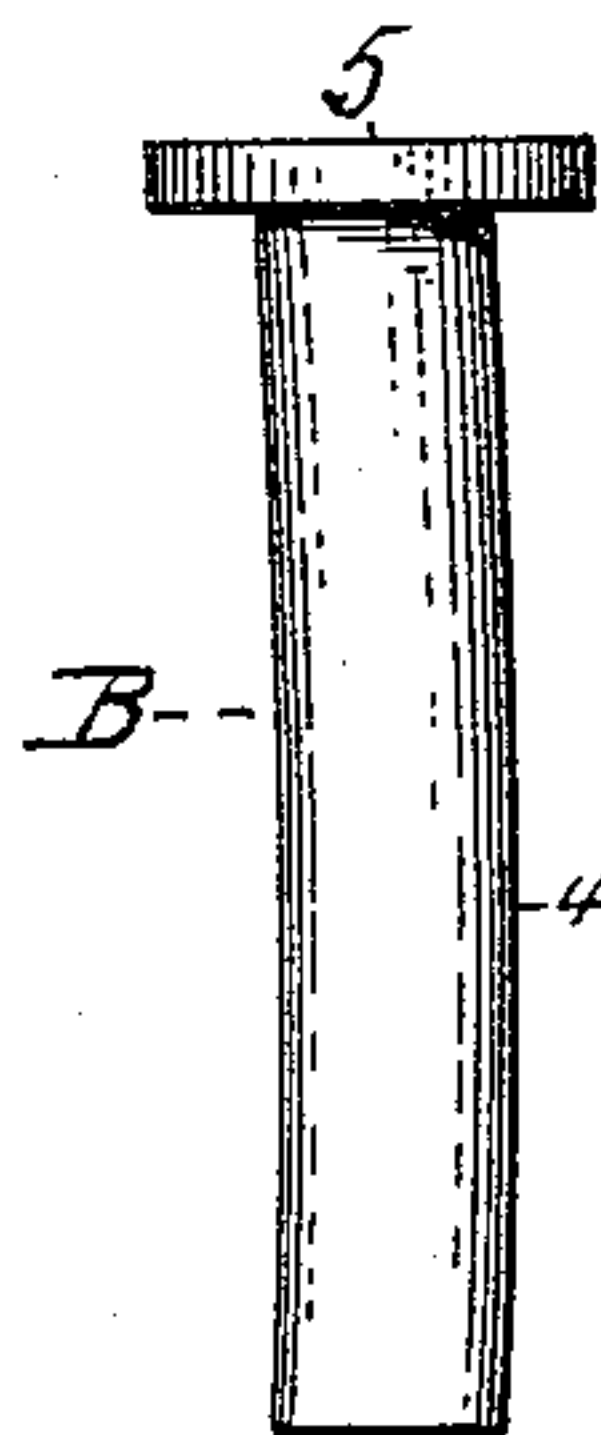
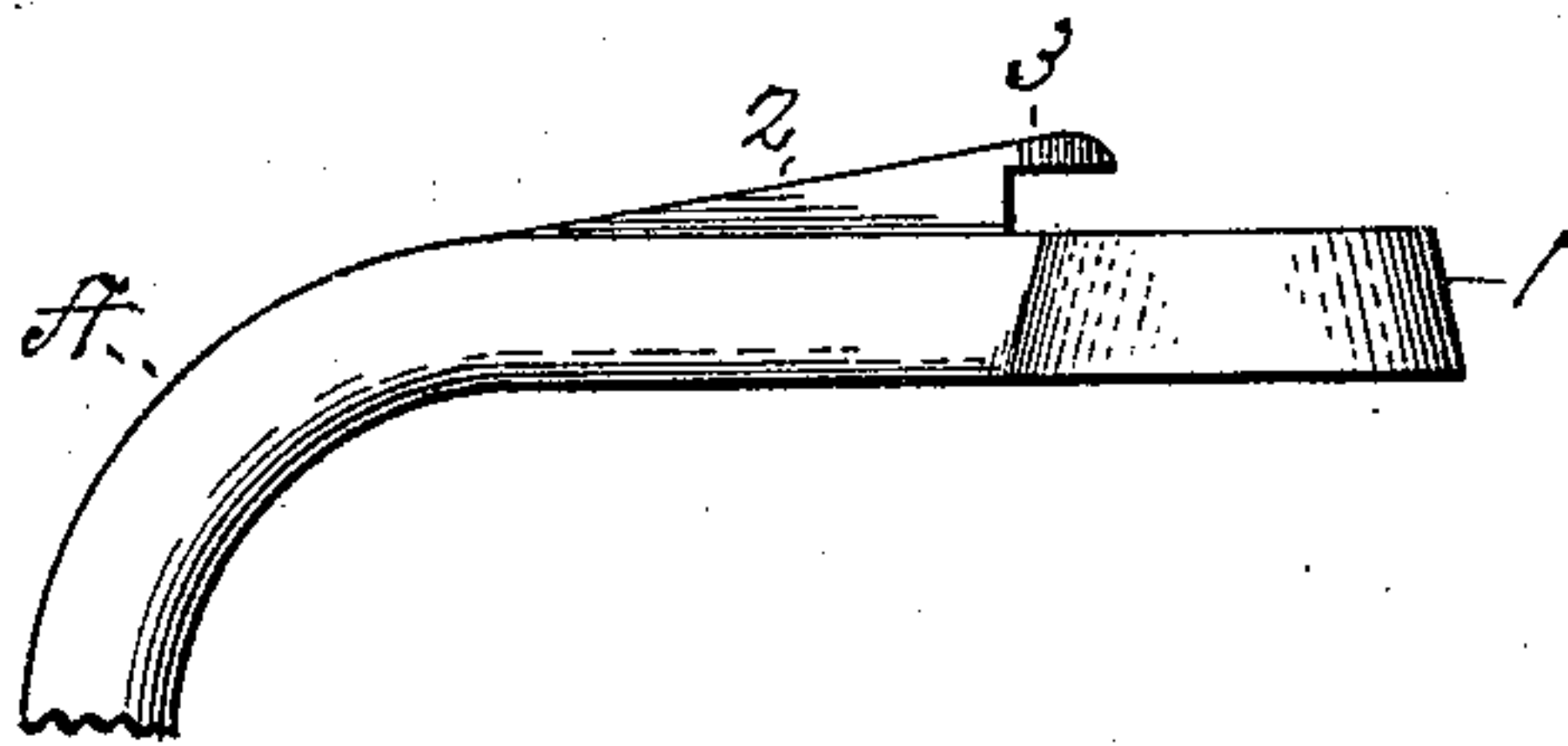


Fig. 4.



Witnesses
Jas H Blackwood
M H Bates

Inventor
James J. McBride
by Simonds & Russell, Jr.
Attorneys

UNITED STATES PATENT OFFICE.

JAMES J. McBRIDE, OF STORM LAKE, IOWA.

CLEVIS.

SPECIFICATION forming part of Letters Patent No. 455,108, dated June 30, 1891.

Application filed January 12, 1891. Serial No. 377,441. (No model.)

To all whom it may concern:

Be it known that I, JAMES J. McBRIDE, a citizen of the United States of America, residing at Storm Lake, in the county of Buena Vista and State of Iowa, have invented certain new and useful Improvements in Clevises, of which the following is a specification.

My invention has relation to improvements in clevises and the object is to provide a clevis in which the bolt is held against accidental removal by simple and new means.

My invention consists in the details of construction, as hereinafter specified, and particularly pointed out in the claim.

I have fully and clearly illustrated my improvements in the accompanying drawings, wherein—

Figure 1 is a side view of the clevis and the bolt therein. Fig. 2 is a top view of the clevis, showing the bolt turned into locked position. Fig. 3 is a perspective of the bolt, the curved or bent construction being exaggerated to more distinctly show the form. Fig. 4 is a side view of the catch-arm of the clevis with the bolt removed.

A designates the clevis, which in general construction and shape is as usual, having the enlarged rounded ends 1, provided with bolt-holes to receive the bolt. On one of the arms of the clevis is formed a ridge or flange 2, terminating in an overhanging extension or tongue 3, which extends well over the face of the metal adjacent to the bolt-hole. This tongue constitutes a keeper for holding the bolt in the clevis, and is preferably formed angular or pointed, as shown. The under face of the tongue is arranged above the surface of the bolt-seat at a height equal to the thickness of the head of the bolt.

B designates the clevis-bolt, having a plain shank 4 and flat head 5, the rim or flange of the head extending well over the face of the bolt-seat, so as to reach under the tongue 3. In the head of the bolt is cut a notch 6 of the same contour as that of the tongue 3, and so as to easily slide over the tongue when brought in alignment therewith. In order that the notch in the head of the bolt may be held opposite to the tongue on the clevis, the bolt is slightly bent, so that the force on the neck and the end of the bolt will tend to keep the bolt in position with the notch constantly opposite the tongue or keeper on the clevis.

I am aware that it is not broadly new to provide a clevis with a flange for retaining a bolt. My improvement, however, is distinguished from the prior art, in that I may utilize the ordinary bolt by forming the same with the notch 6.

Having thus described my invention, what I claim is—

In a clevis, the combination of the clevis having bolt-holes through the ends of its arms and formed with a flange 2 on one of the arms, terminating in an overhanging tongue 3, extending partially over the bolt head seat, and the clevis-bolt B, formed with a flat-head having a notch 6 in its edge to slip over the tongue on the clevis, substantially as and for the purpose specified.

In testimony whereof I affix my signature in presence of two witnesses.

JAMES J. McBRIDE.

Witnesses:

L. E. HAY,
A. D. ELLIS.