

(No Model.)

H. J. BREEZE.
CASKET SUPPORT.

No. 455,093.

Patented June 30, 1891.

Fig. 1.

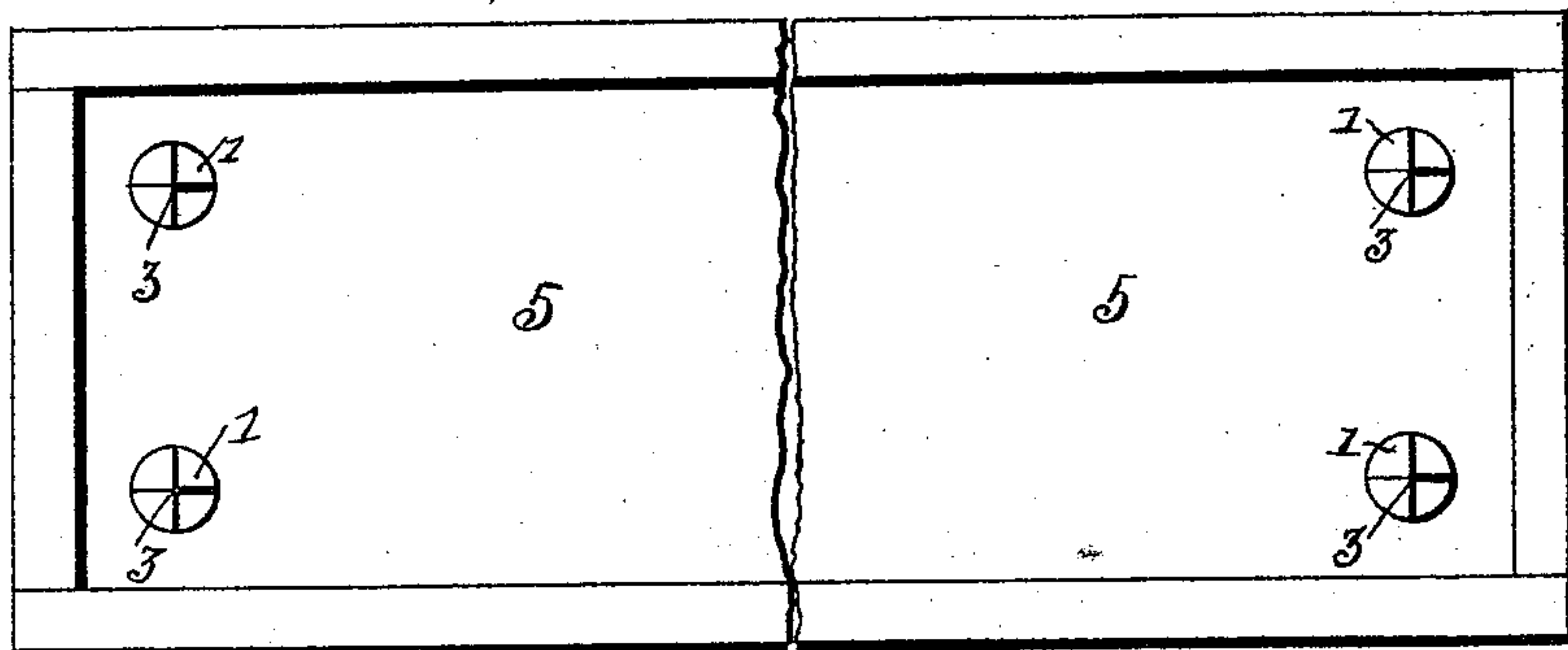


Fig. 2.

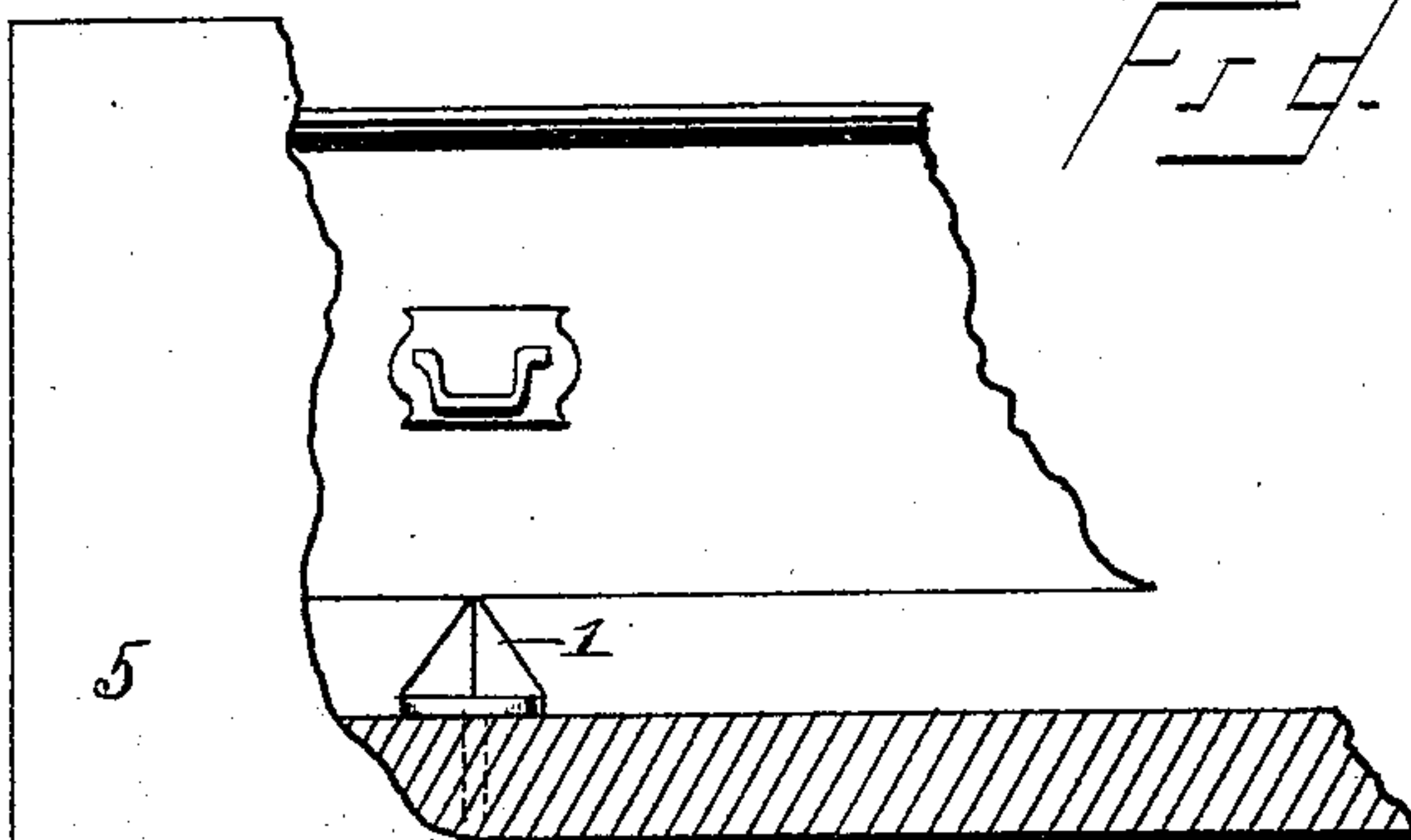


Fig. 3.

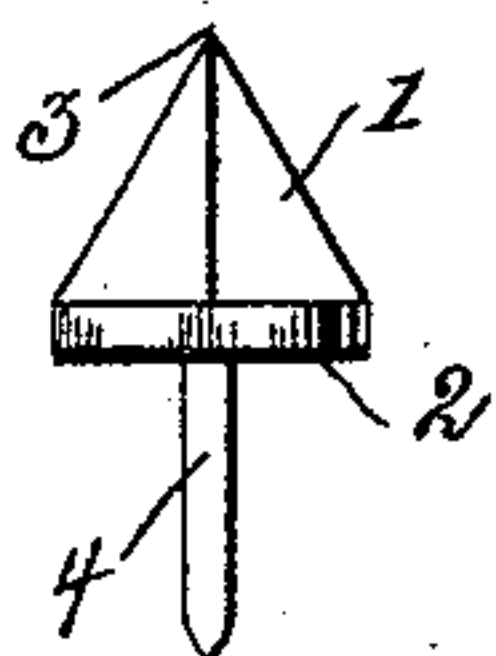
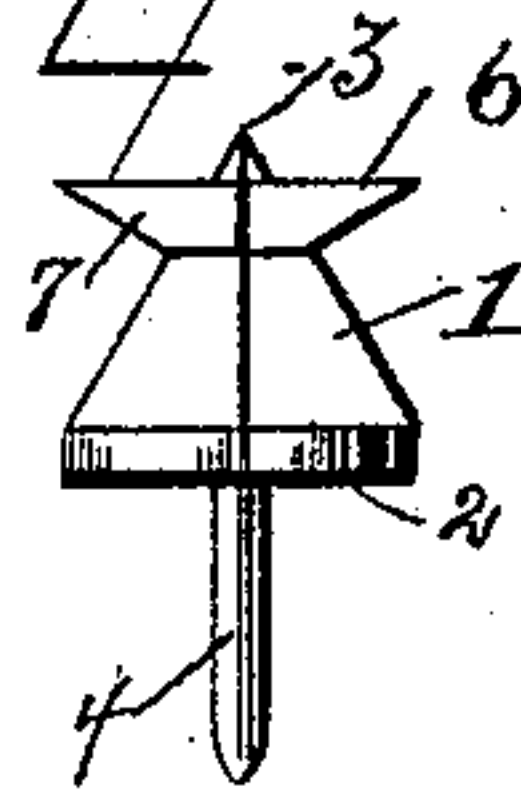


Fig. 4.



WITNESSES

Ed. Frye.

J. F. Reilly.

Herbert J. Breeze
INVENTOR

By W. F. Fitzgerald & Co.,
Attorneys

UNITED STATES PATENT OFFICE.

HERBERT J. BREEZE, OF OLEAN, NEW YORK.

CASKET-SUPPORT.

SPECIFICATION forming part of Letters Patent No. 455,093, dated June 30, 1891.

Application filed March 20, 1891. Serial No. 385,753. (No model.)

To all whom it may concern:

Be it known that I, HERBERT J. BREEZE, a citizen of the United States, residing at Olean, in the county of Cattaraugus and State of New York, have invented certain new and useful Improvements in Casket-Supports; and I do hereby declare the following to be a full, clear, and exact description of the invention, such as will enable others skilled in the art to which it appertains to make and use the same.

My invention consists in certain new and useful improvements in the outside boxes for coffins or caskets, consisting more particularly in a supporting-button, several of which (usually four) are secured in the bottom of the outside box in which a coffin or casket is placed for the purpose of preventing the casket from moving or sliding when being shipped from one point to another, and for holding the casket sufficiently above the bottom of the outside box to permit of the straps being withdrawn from under the casket without binding, and the invention will be hereinafter fully described and claimed.

Referring to the accompanying drawings, Figure is a top plan view of an outside casket-box provided with my invention. Fig. 2 is a sectional view of the same, taken on line *a a*, Fig. 1. Fig. 3 shows in detail one of the full-sized buttons; and Fig. 4 illustrates a slightly-varied form of the button, which may be employed, if desired.

The same numerals of reference indicate corresponding parts in the several figures.

Referring to the several parts by their designating-numerals, 1 indicates the head or body of the support, which is preferably formed with the flat under side 2, and is conical in its general outline, extending up to a reduced point or end 3. This head or body is preferably formed of cast-iron, and in it is secured a wrought-iron nail 4; but the entire

device may be formed of any kind of metal desired, or even of any other material. Four of these supports are usually employed, and are driven in the bottom of the rough outside box 5, about six inches from each corner thereof, which can be done by a few blows of a hammer, when they occupy the position shown in Figs. 1 and 2.

When the casket or coffin is placed in the outside box, it rests upon the supports 1, which, it will be seen, will prevent the casket from moving or sliding in the outer box when being shipped by train or otherwise, and the supports will also hold the casket a short distance above the bottom of the outer box, allowing straps or ropes to be readily passed under the said coffin or casket or withdrawn from the same without binding.

In Fig. 4 I have shown a slight modification in the shape of the head of the supports 1, which is there formed with the broad base 6 and with the inverted conical upper part 7, giving a broad flat upper surface for the casket to rest upon. This form may be used when it is desired to prevent the supports from penetrating the bottom of the casket.

Having thus described my invention, what I claim, and desire to secure by Letters Patent, is—

The herein-described casket-support, consisting of a conical body 1, having a retaining-point 4 at its lower end and tapering up to a sharpened point, and formed immediately below this point with the inverted conical bearing 7, substantially as set forth.

In testimony whereof I affix my signature in presence of two witnesses.

HERBERT J. BREEZE.

Witnesses:

W. M. ABRAMS, Jr.,
CHAS. WORDEN.