

(No Model.)

A. J. HOYT.  
SHAWL STRAP.

No. 454,944.

Patented June 30, 1891.

FIG. 1

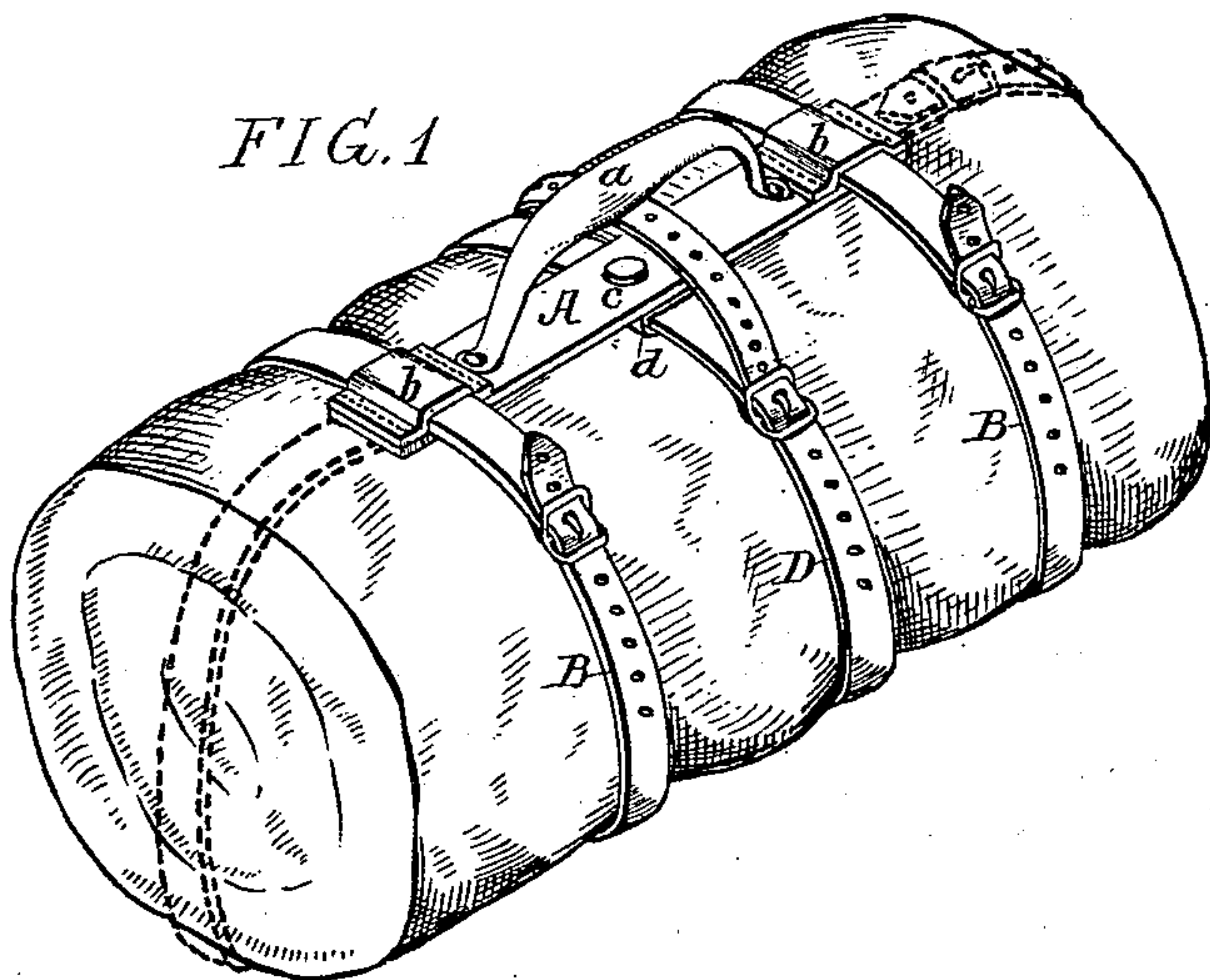


FIG. 2.

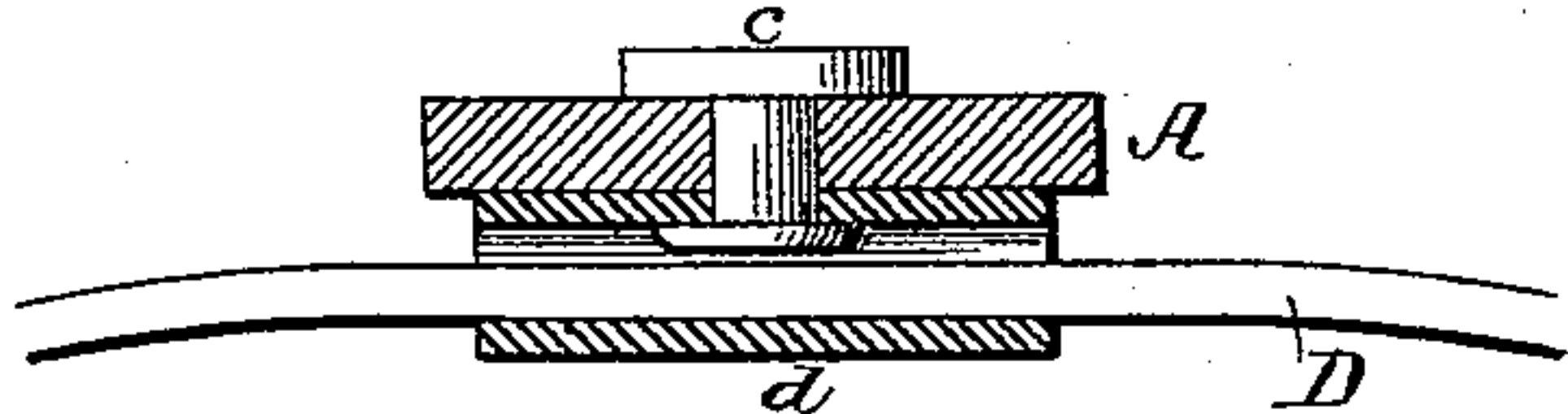
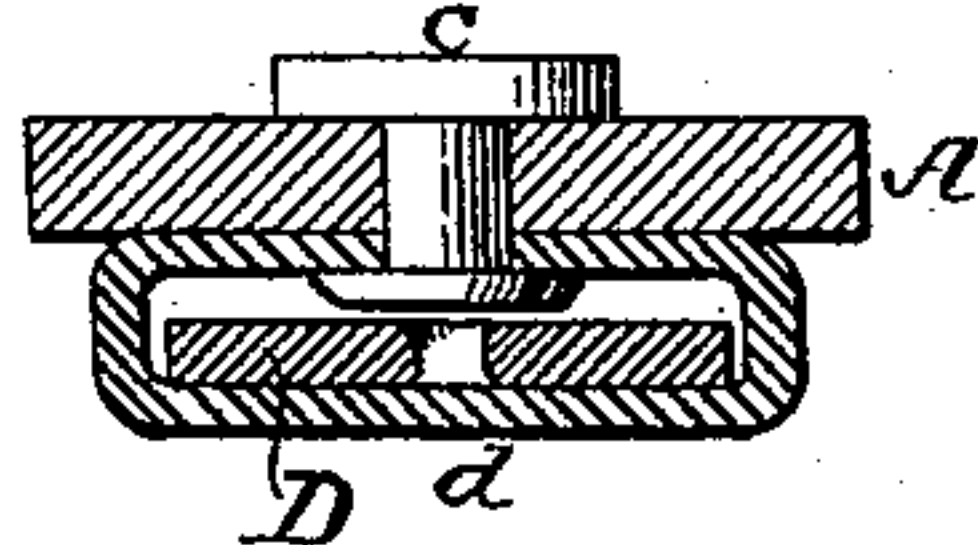


FIG. 3.



Witnesses  
John J. Keary  
Harry Smith

Inventor  
Andrew J. Hoyt  
by his Attorneys  
Howson & Howson

# UNITED STATES PATENT OFFICE.

ANDREW J. HOYT, OF PHILADELPHIA, PENNSYLVANIA.

## SHAWL-STRAP.

SPECIFICATION forming part of Letters Patent No. 454,944, dated June 30, 1891.

Application filed June 3, 1889. Serial No. 312,971. (No model.)

*To all whom it may concern:*

Be it known that I, ANDREW J. HOYT, a citizen of the United States, and a resident of Philadelphia, Pennsylvania, have invented certain Improvements in Shawl-Straps, of which the following is a specification.

The object of my invention is to so combine a binding-strap with the carrying-bar of a shawl-strap as to permit of the confinement of a package or bundle longitudinally as well as transversely, if desired, and this object I attain in the manner hereinafter set forth, reference being had to the accompanying drawings, in which—

Figure 1 is a perspective view showing a package or bundle with my improved shawl-strap applied thereto, the longitudinal position of one of the straps being shown by dotted lines. Fig. 2 is an enlarged transverse section through the carrying-bar and through the retaining loop or holder for the central strap, showing said holder in position for a strap passing transversely around the bundle; and Fig. 3 is a similar view showing the strap-holder in position for a strap passing longitudinally around the bundle.

A represents the carrying-bar of a shawl-strap provided with the usual handle *a*, and having on the top near each end loops *b* for the reception and retention of the straps B, which are provided with the usual buckles or other fastenings, and which pass transversely around the bundle, so as to confine the latter within the proper limits and retain the carrying-bar in proper position thereon, this construction being similar to that of an ordinary shawl-strap. To the under side of the carrying-bar A, however, and at or about the center of the bar, is pivoted by means of a pin *c* a supplementary retaining loop or holder *d* for the reception of a strap D, this strap, when the holder is in the position shown in Fig. 2 or in that shown by full lines in Fig. 1, pass-

ing transversely around the bundle at or about the center of the same. In many cases, however, it is desirable to confine the bundle longitudinally as well as transversely, and this object can be attained with my improved shawl-strap by simply turning the strap-holder *d* in respect to the bar A until the opening of said holder is in line with said bar, as shown in Fig. 3, the strap D then extending longitudinally beneath the bar and around the ends of the bundle, as shown by dotted lines in Fig. 1, and the strap can be adjusted longitudinally in the holder, so as to bring the buckle into proper position beyond the end of the carrying-bar. The pivot may also constitute the strap-holder, if desired, in the cheaper forms of the device.

Having thus described my invention, I claim and desire to secure by Letters Patent—

1. The combination, in a shawl-strap, of the carrying-bar and its end straps, with an intermediate strap-holder pivoted to the bar, whereby the strap is capable of adjustment to either a longitudinal or transverse position relatively to the bar, substantially as specified.

2. The combination of the carrying-bar of the shawl-strap, having the usual straps at the opposite ends of the same, with a strap-holding loop occupying a position midway, or thereabout, on the bar, and a pivot-pin, whereby said loop is hung to the bar, so as to be free to turn either to a position in line with the bar or to a position at right angles thereto, substantially as specified.

In testimony whereof I have signed my name to this specification in the presence of two subscribing witnesses.

ANDREW J. HOYT.

Witnesses:

WILLIAM D. CONNER,  
HARRY SMITH.