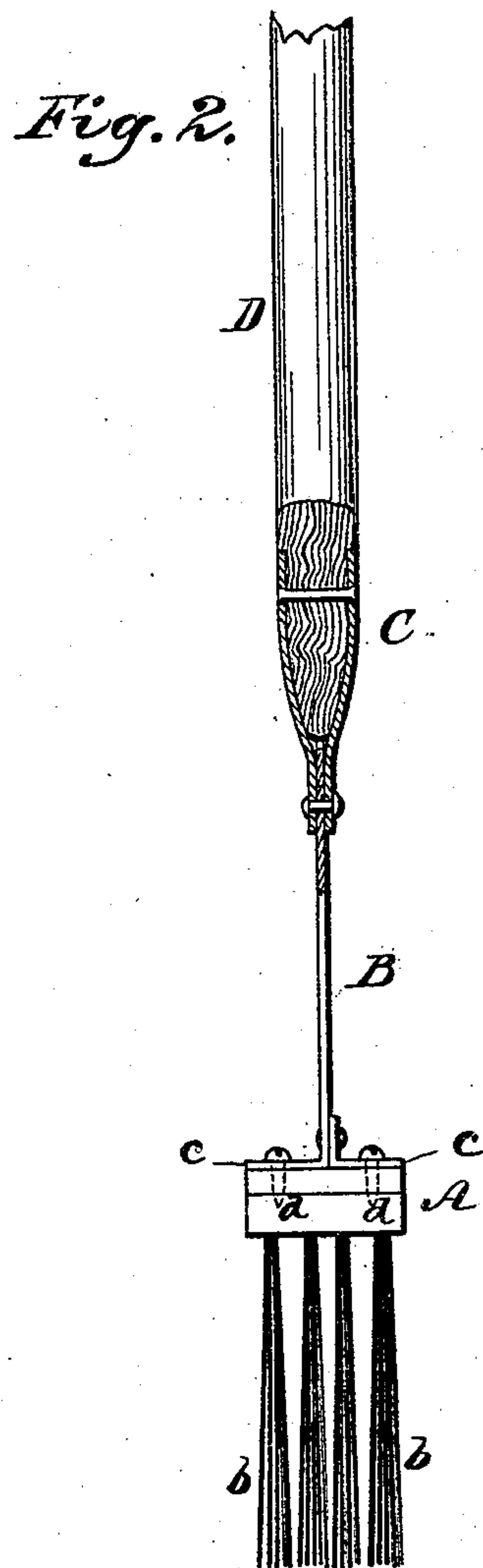
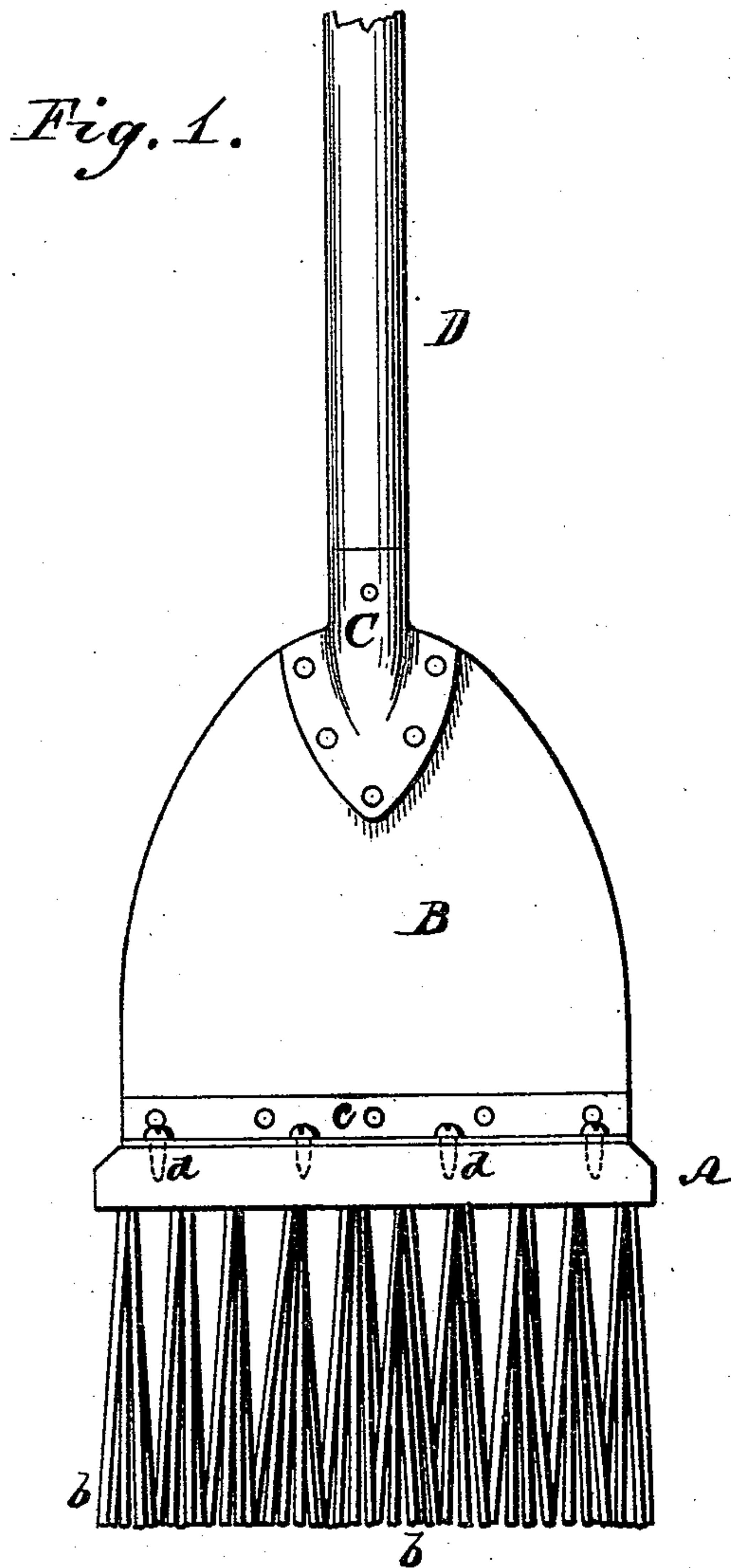


(No Model.)

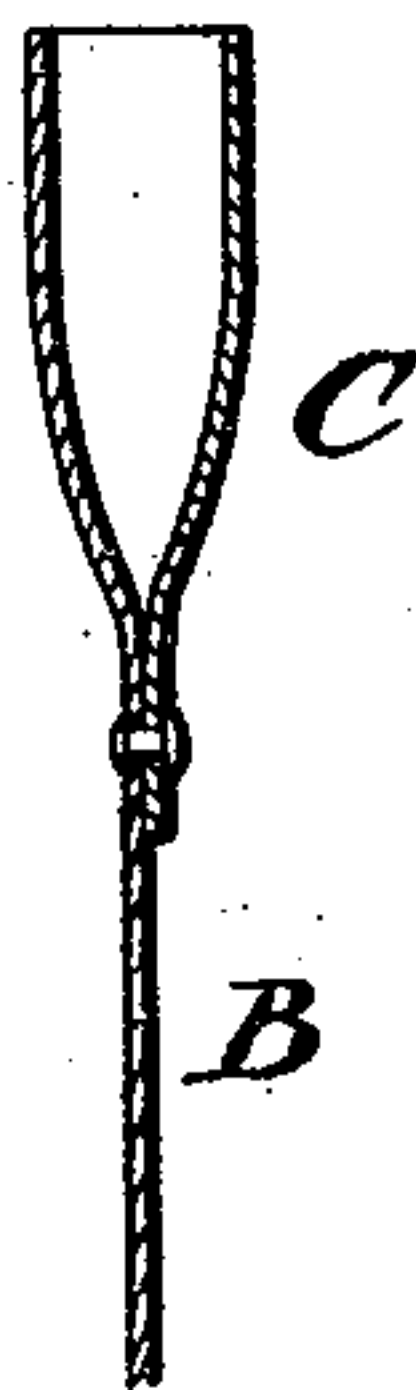
P. C. NEWBAKER.  
BROOM.

No. 454,757.

Patented June 23, 1891.



*Fig. 3.*



WITNESSES:  
*John W. Deemer*  
*C. Sedgwick*

INVENTOR:  
*P. C. Newbaker*  
BY *Munn & Co*  
ATTORNEYS

# UNITED STATES PATENT OFFICE.

PHILIP CHARLES NEWBAKER, OF DANVILLE, PENNSYLVANIA.

## BROOM.

SPECIFICATION forming part of Letters Patent No. 454,757, dated June 23, 1891.

Application filed September 25, 1890. Serial No. 366,100. (No model.)

*To all whom it may concern:*

Be it known that I, PHILIP CHARLES NEWBAKER, of Danville, in the county of Montour and State of Pennsylvania, have invented a new and useful Improvement in Brooms, of which the following is a full, clear, and exact description.

This invention relates to brushes or brooms having splints of wire, fiber, or other suitable material, and in which the brush or broom head has interposed between it and the handle a spring to give elasticity to the broom.

The invention consists in a novel construction of a broom of this description, substantially as hereinafter described, and more particularly pointed out in the claim, the broom being applicable, among other purposes or uses, for sweeping livery stables, factories, camps, streets, pavements, alleys, or lawns, for sweeping off snow, or wherever it may be found available.

The more particular feature of the invention is the peculiar elastic connection between the brush or broom head and the handle and manner of attaching said parts together.

Reference is to be had to the accompanying drawings, forming a part of this specification, in which similar letters of reference indicate corresponding parts in all the figures.

Figure 1 represents a side view of a broom embodying my invention, the stick or handle only being shown in part. Fig. 2 is a partly sectional edge view of the same, and Fig. 3 is a longitudinal section of a modified construction of the socket that receives the handle within it.

A is the brush or broom head, of any desired size, and having the wire or other splints *b* secured to it in the ordinary or any approved manner.

Attached to the top of the broom-head or block forming the same is a broad central sheet or plate of steel or other elastic metal B, extending throughout the length of the broom-head, or thereabout, and attached to the broom-head by opposite side flanges *c c*, arranged at the lower end of said plate and made to cover the upper surface of the wooden block or head, and fastened to the latter by screws *d*, the one of said flanges being formed by bending the lower end of said spring-plate B and the other by bending a separate piece at right angles and riveting it to the plate opposite the other flange.

Riveted or otherwise secured to the upper part of the elastic plate or spring B in the center of its length is the socket C, by which the stick or handle D of the broom is secured to the broom-head, or rather to the spring-plate B. This socket may be made either by stamping two pieces of plate metal arranged opposite each other and secured to the spring-plate B, from which plate a piece the size of the handle has previously been cut at its upper end, as shown in Fig. 2, or one half of the socket can be stamped in the upper end of the spring-plate and the other half of the socket formed in a separate piece of metal, which, when riveted to the plate, will form therewith the socket, as shown in Fig. 3. The socket thus made in or attached to the upper part of the spring-plate B stiffens and makes said part of the broom rigid and permits of or distributes elasticity and flexibility from the lower end of the socket downward to the attachment of the spring-plate B to the broom-head, which effect, by means of the broad steel or elastic plate B and its spread connection with the broom-head, greatly facilitates or eases the working of the broom, and all the parts of the broom are strengthened, made durable, and free from complication.

The broad elastic metal plate or spring B equally distributes the elasticity over the whole surface of the broom-head, no matter which side of the broom when in use is in front. Of course this elastic metal plate or spring B may be more or less varied in shape from that shown in the drawings.

Having thus fully described my invention, I claim as new and desire to secure by Letters Patent—

As a new article of manufacture, the elastic plate B, the lower edge of which is the wider and provided with the oppositely-projecting attaching-flanges *c c*, lying in the same plane, and the tubular socket C, rigidly secured on the upper end or apex of the said plate, the breadth of the plate being about as great as the length of the brush-head to which it is to be secured, substantially as set forth.

PHILIP CHARLES NEWBAKER.

Witnesses:

ROBERT ADAMS,  
ALEX. H. GROVE.