

(No Model.)

E. BARKER.
GAME ATTACHMENT.

No. 454,700.

Patented June 23, 1891.

Fig. 1.

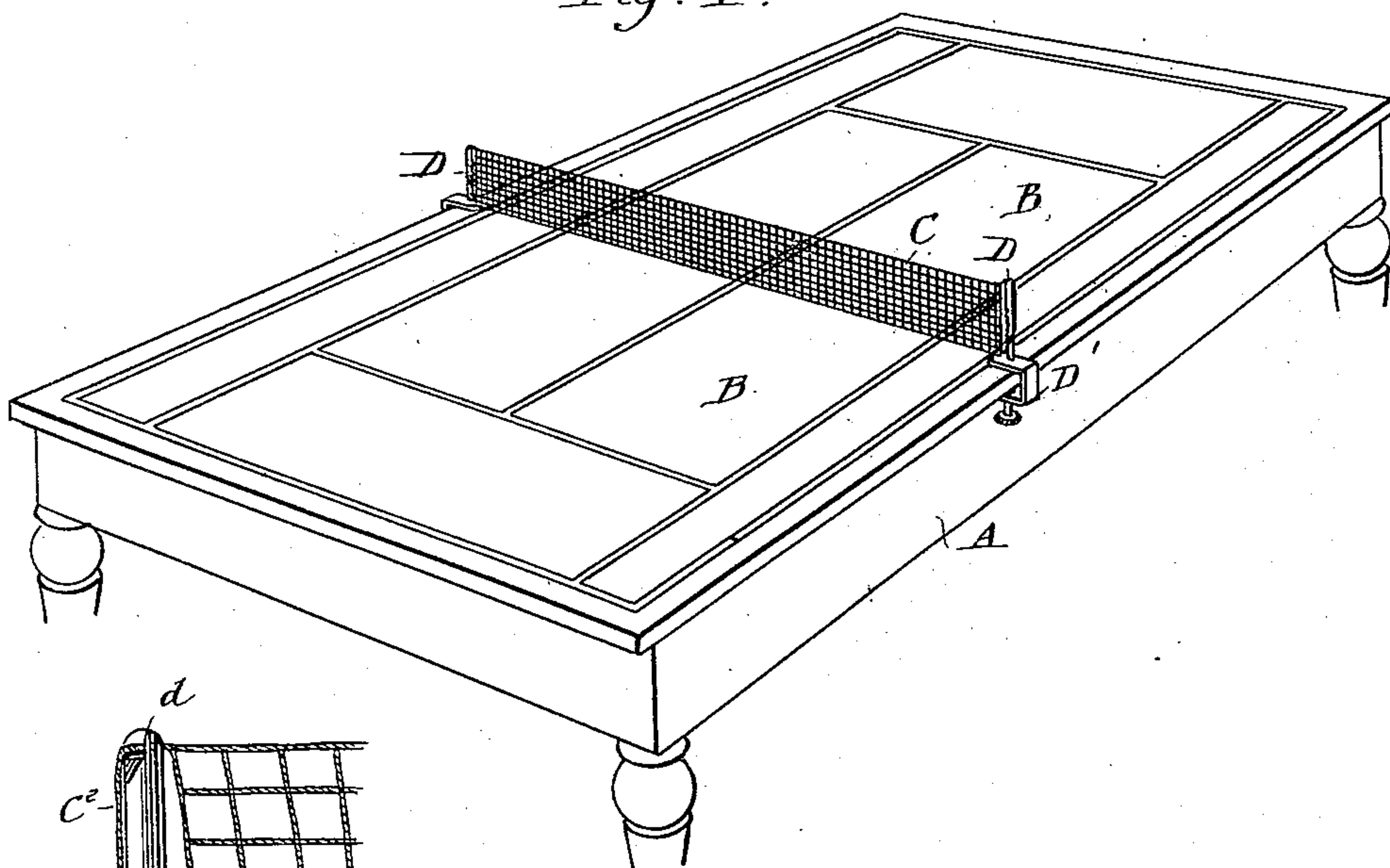
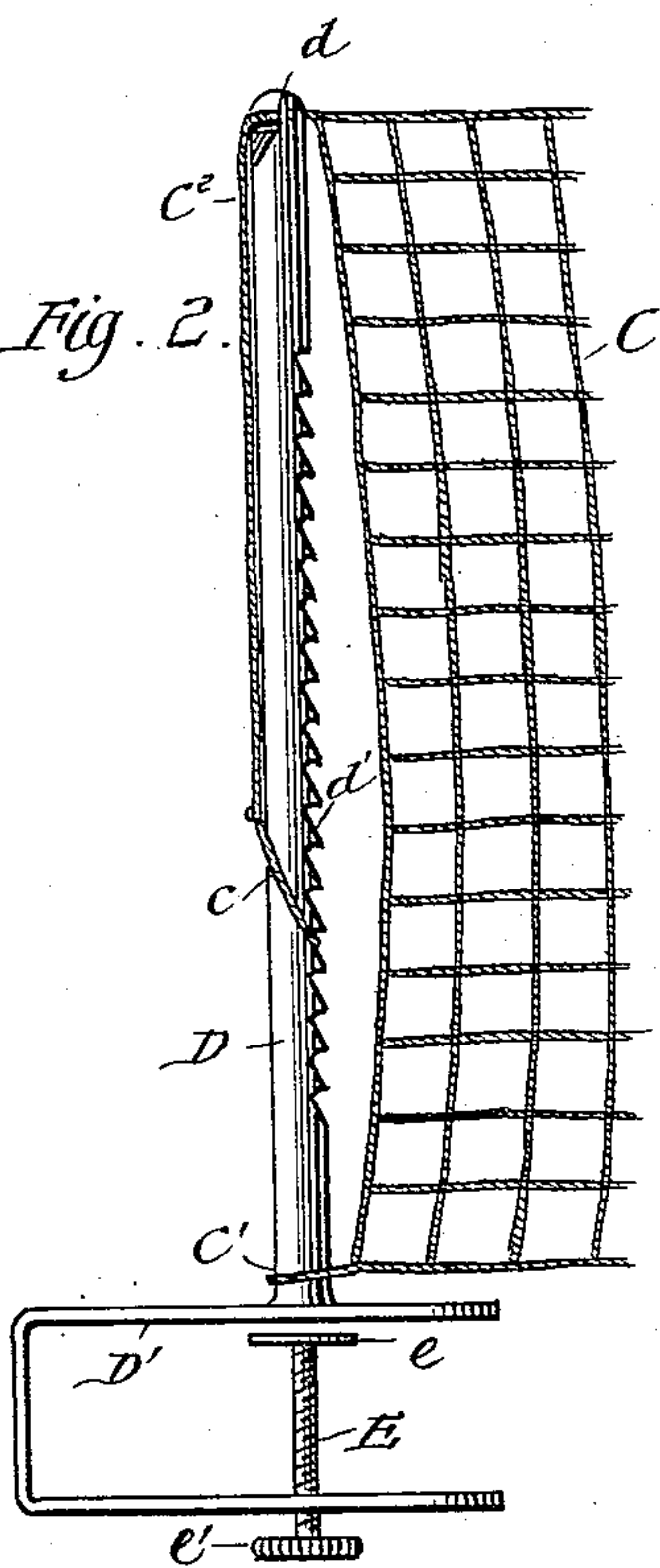


Fig. 2.



WITNESSES:

J. E. Clark.
C. Sedgwick

Fig. 3.

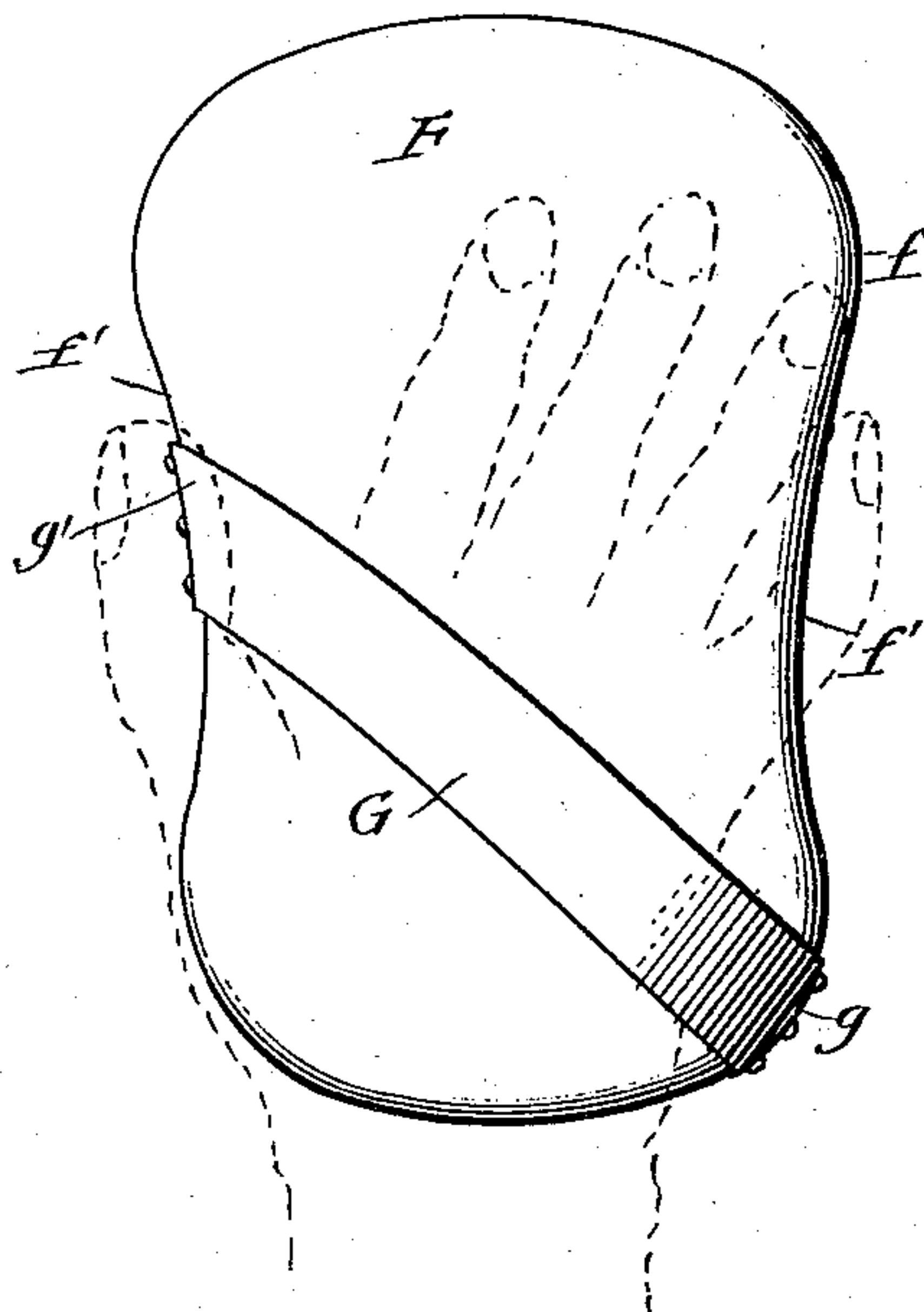
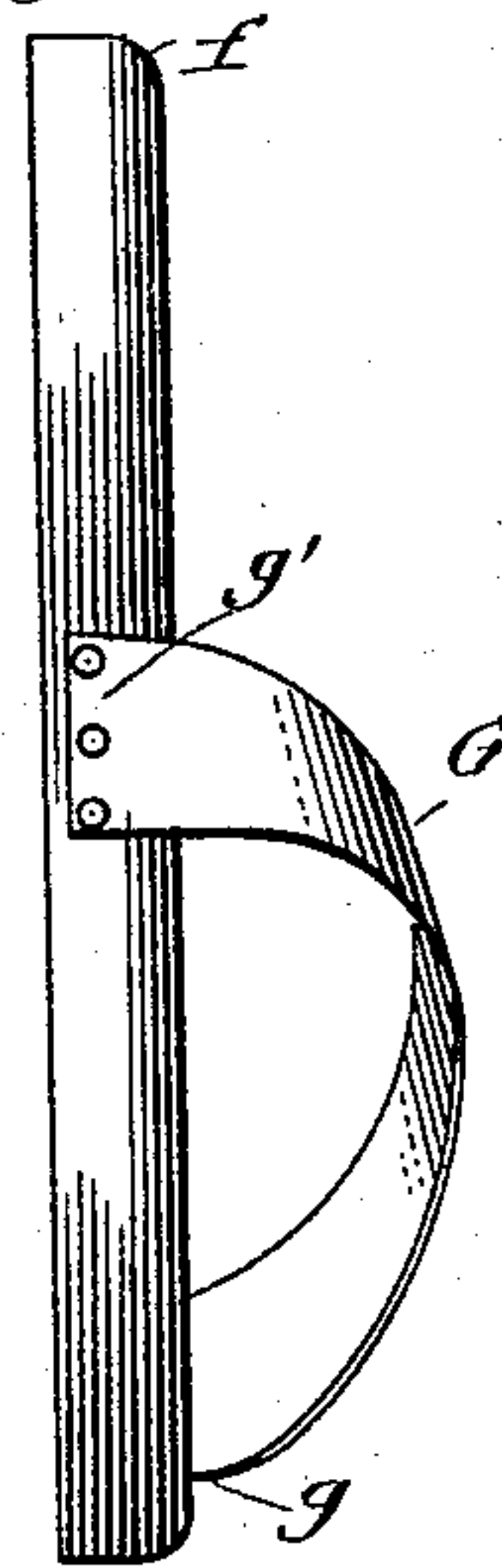


Fig. 4.



INVENTOR:

E. Barker
BY Munn & Co
ATTORNEYS

UNITED STATES PATENT OFFICE.

EMMA BARKER, OF LONDON, ENGLAND.

GAME ATTACHMENT.

SPECIFICATION forming part of Letters Patent No. 454,700, dated June 23, 1891.

Application filed January 21, 1891. Serial No. 378,501. (No model.)

To all whom it may concern:

Be it known that I, EMMA BARKER, of London, England, have invented certain new and useful Improvements in Game Attachments, of which the following is a full, clear, and exact description.

My invention relates to improvements in game attachments; and the object of my invention is to provide means for playing an indoor game which is substantially like lawn-tennis, and to produce certain attachments whereby the net may be conveniently supported upon an ordinary dining-table, and also to provide a convenient racket adapted for indoor use.

To this end my invention consists in certain features of construction and combination of parts, which will be hereinafter described and claimed.

Reference is to be had to the accompanying drawings, forming a part of this specification, in which similar letters of reference indicate corresponding parts in all the figures.

Figure 1 is a perspective view of an ordinary table marked off into courts and provided with a net. Fig. 2 is an enlarged detail view showing the post and clamping device by means of which the net is supported upon the table. Fig. 3 is a plan view of the racket used in playing the game, the position of the hand on the racket being indicated by dotted lines; and Fig. 4 is a side elevation of the racket.

In the accompanying drawings, A represents an ordinary dining-table, although the game may be played upon any suitable table, and the table is laid off into courts B in the same manner that the courts are marked upon the lawn for playing lawn-tennis, although the courts are produced upon the table by the use of tape or chalk. The net C is stretched transversely across the center of the table, so as to divide the courts in the usual manner, and the net is provided at its lower corners with cords C', and at its upper corners with cords C², which terminate in loops or stirrups c.

The net C is supported at each end upon a post D, which is split at the top, as shown at d, and which is provided on its inner edge with a series of serrations d', which are slightly hook-shaped to enable them to easily hold the cord-loop, as described below, and the bot-

tom of the post is rigidly attached to or formed integrally with the clamping-piece D', which is preferably of a U shape, and which is open at one end, so that it may be easily placed upon the edge of the table, one arm of the clamping-piece being placed above the table and the other one beneath.

A screw E extends vertically through the lower member of the clamping-piece D', the clamping-piece being suitably threaded to receive it, and the upper end of the screw is provided with a flattened head e, which is adapted to press against the table-top, thus affording a good bearing, and also on account of its great surface affording means of attaching the clamping-piece without injury to the table, and the lower end of the screw is provided with a suitable thumb-piece e', by means of which it may be tightened. The clamping-pieces with the posts thereon, are fastened to opposite sides of the table.

The cords C' of the nets are fastened to the lower ends of the posts D, and the cords C² are carried through the slotted upper ends of the posts, the loops or stirrups c being first placed over the posts, and the cords C² are tightened and the loops c hooked into suitable serrations d', so as to hold the cords and net taut.

In Figs. 3 and 4 I have shown a racket F, adapted to be used in playing the game, which racket is rounded at the corners and at its back edges, as shown at f, and the opposite side edges f' of which are curved inwardly, as best shown in Fig. 3, to enable it to be conveniently grasped by the fingers. A strap G has one end fixed to a corner of the racket, as shown at g, and the strap extends diagonally over the back of the racket and has its opposite end attached to one side thereof, as shown at g', thus forming a loop through which the hand is thrust when the racket is to be used.

The game is played substantially like lawn-tennis, a soft-rubber ball being preferably used, and the ball is knocked over the net so as to strike in the courts, the exception to the tennis rules being that the service must be delivered underhand—that is, the hand must be below the elbow—and the ball must be struck by a fore-hand stroke at a point beyond the end of the table. A second exception is that a ball which before it bounds

hits the person or racket of the striker-out, provided he is not leaning over the table or does not touch the ball with the racket in an attempt to take it, counts against the striker.

5 The rules may be changed, however, if desired, and the essential features of my invention are the means for attaching the net to the table and the racket for striking the ball.

Having thus described my invention, I
10 claim as new and desire to secure by Letters Patent—

1. In game attachments of the character described, the post having serrations on one edge, as shown, and the clamping device at-
15 tached to one end of the post, substantially as described.

2. In game attachments of the character described, the net-support comprising a post having a slotted upper end and having serrations on one edge, and a clamping device
20 fixed to the lower end of the post to attach it to a table, substantially as described.

3. The net-support comprising a post having serrations on one edge, and a U-shaped
25 clamping-piece fixed to the lower end of the post, said clamping-piece being open at one

end and having a screw extending vertically through its lower arm, substantially as described.

4. The combination, with the net having 30 its upper corners provided with cords which terminate in loops or stirrups, of a post having serrations in one edge and having means for attachment to a table, substantially as described.

5. In game attachments of the character described, the racket having rounded corners and back edges and having a loop extending diagonally across its back, substantially as
35 described.

6. In game attachments of the character described, the racket having the inwardly-curved side edges and having a loop extending diagonally across its back, substantially
40 as described.

EMMA BARKER.

Witnesses:

GEORGE C. HITT,
Vice and Deputy U. S. Consul-General, London, England.

A. E. NEUPARD,
U. S. Consulate-General, London.