

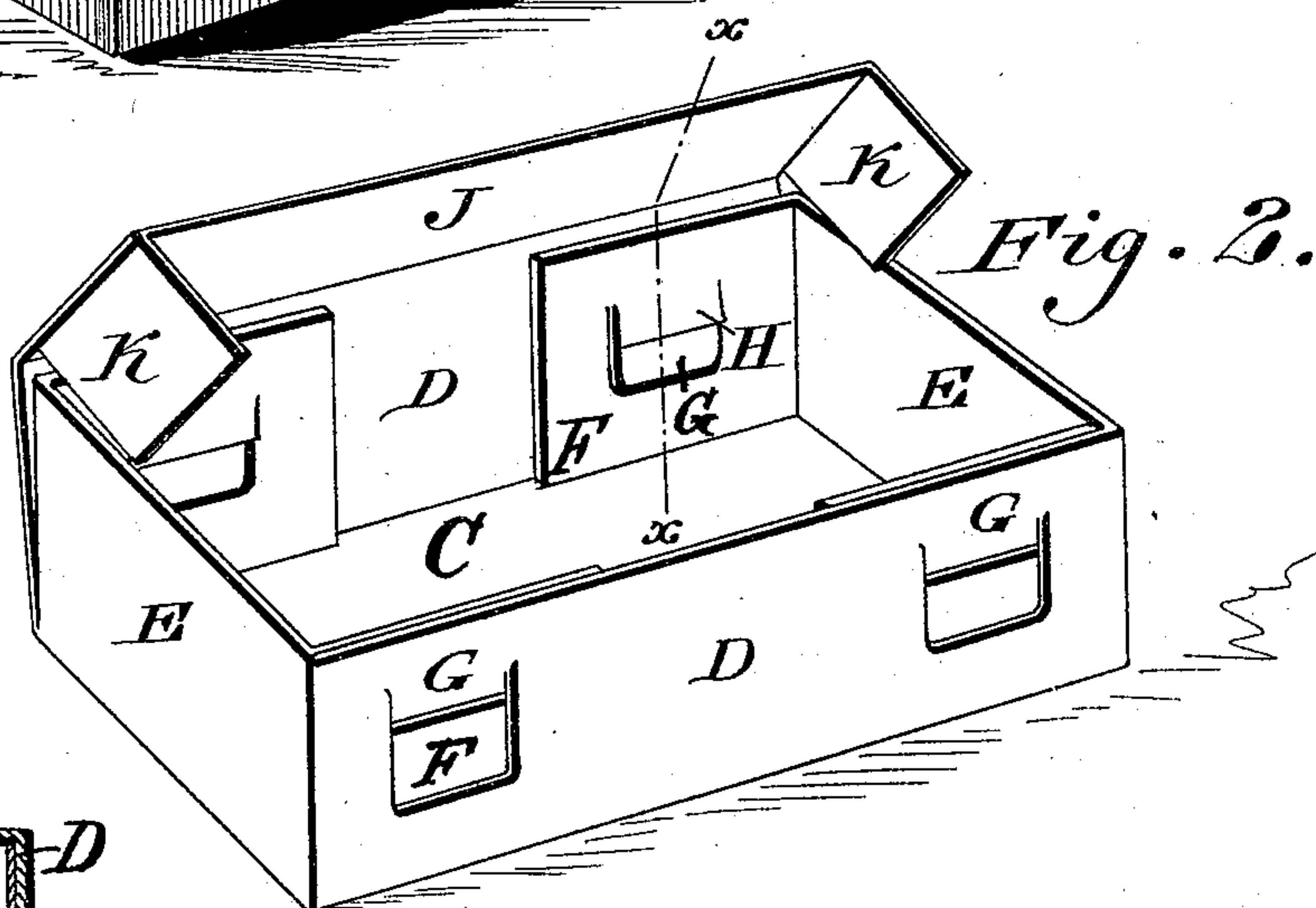
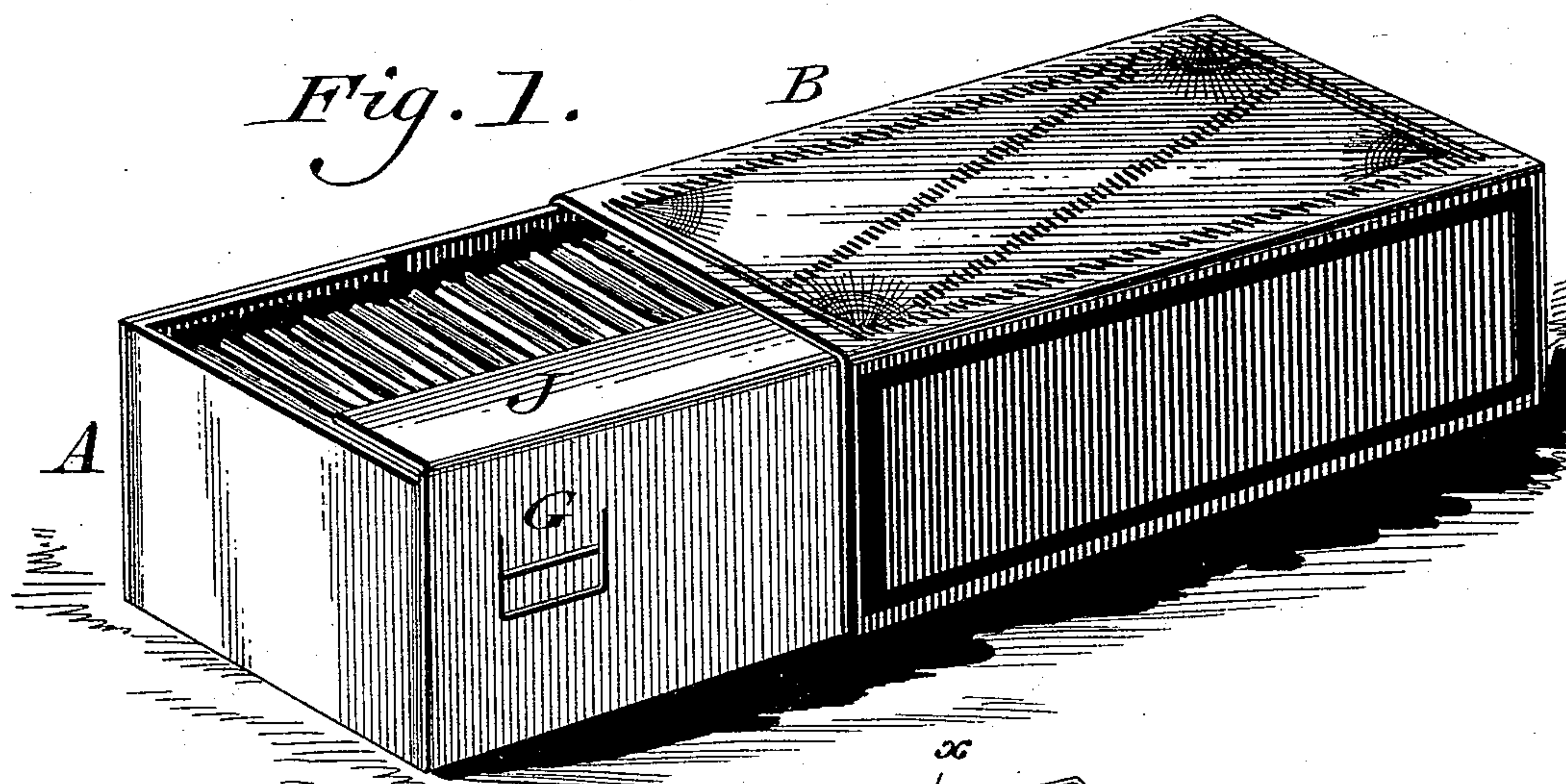
(No Model.)

R. P. BROWN & E. L. BAILEY.

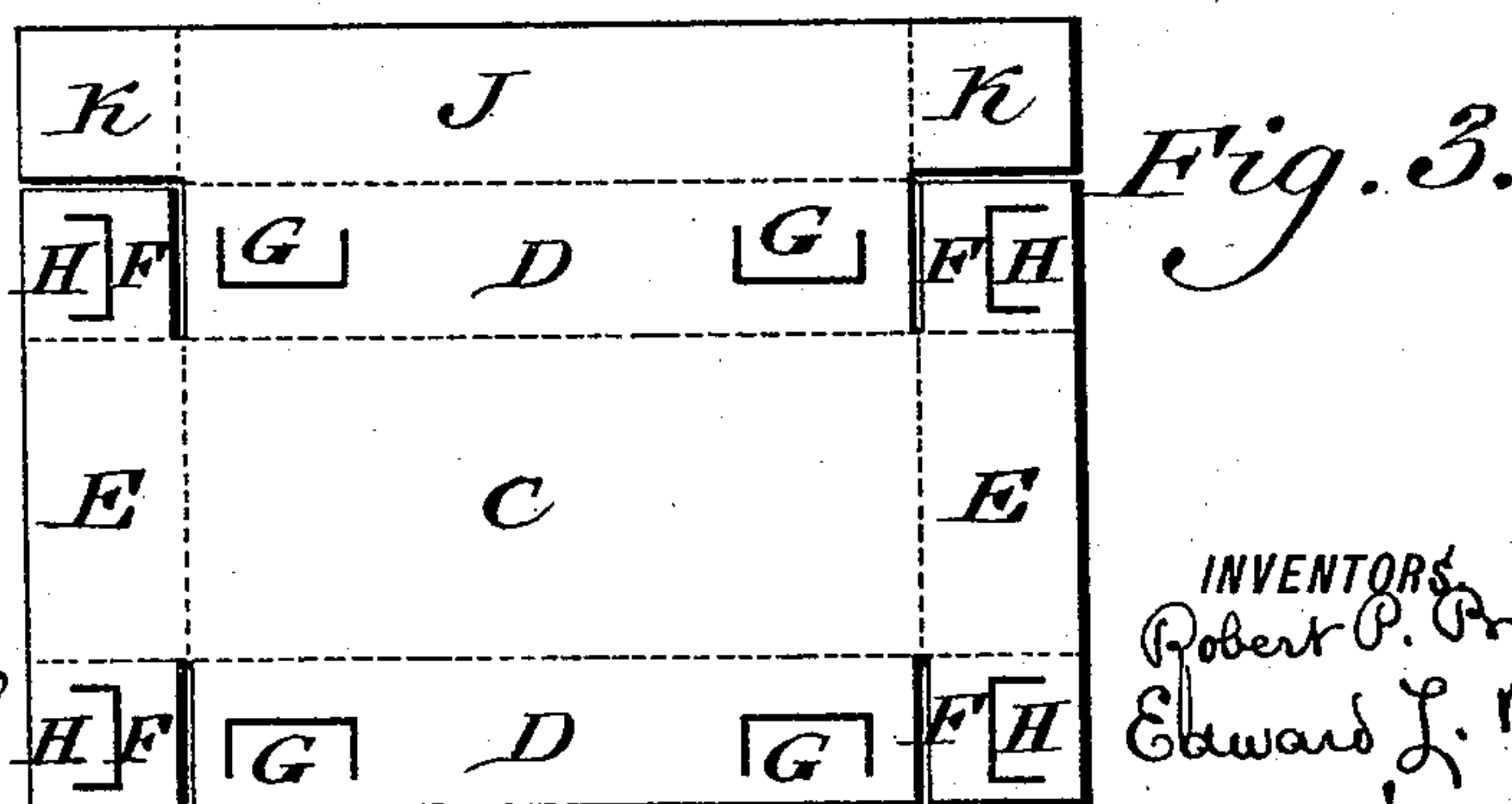
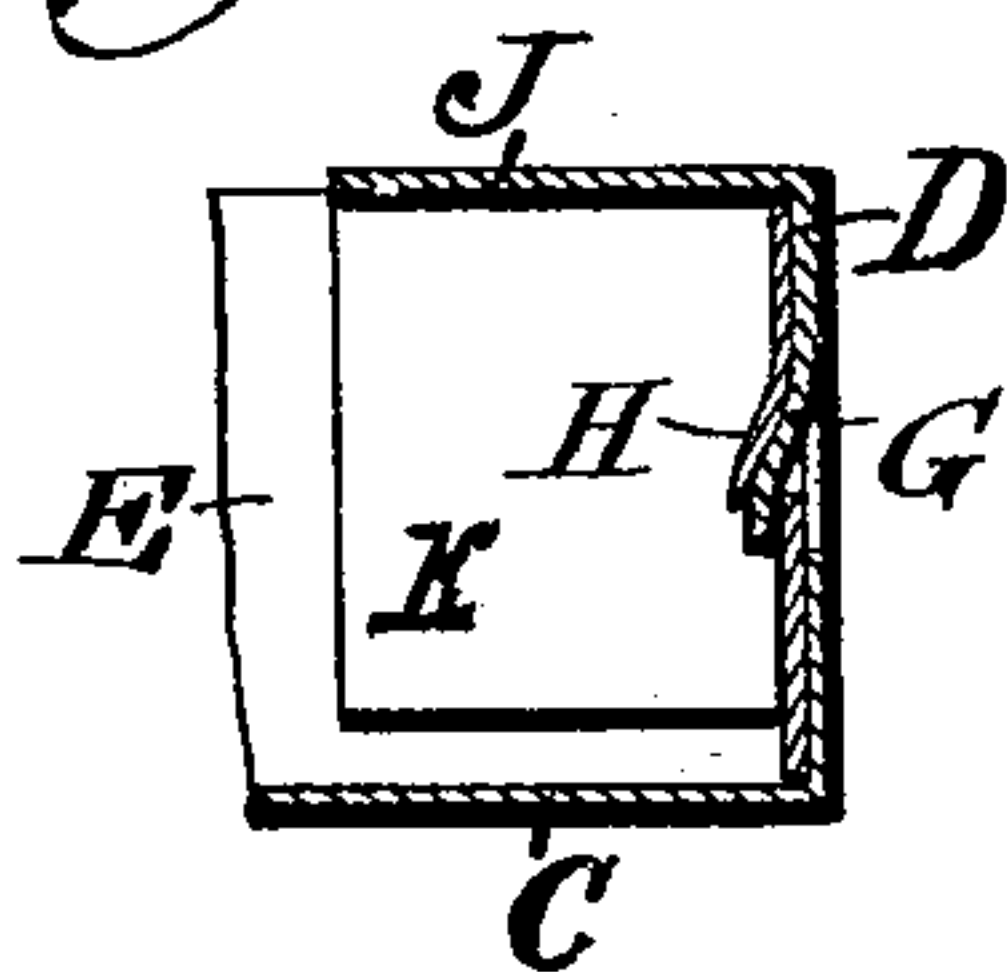
BOX FOR MATCHES.

No. 454,636.

Patented June 23, 1891.



*Fig. 4.*



WITNESSES:

P. H. Bagley.  
L. Douville.

INVENTORS

Robert P. Brown.  
Edward L. Bailey.

BY

John A. Diederichsen  
ATTORNEY.



# UNITED STATES PATENT OFFICE.

ROBERT P. BROWN AND EDWARD L. BAILEY, OF PHILADELPHIA,  
PENNSYLVANIA.

## BOX FOR MATCHES.

SPECIFICATION forming part of Letters Patent No. 454,636, dated June 23, 1891.

Application filed January 6, 1891. Serial No. 376,847. (No model.)

*To all whom it may concern:*

Be it known that we, ROBERT P. BROWN and EDWARD L. BAILEY, citizens of the United States, both residing in the city and county of Philadelphia, State of Pennsylvania, have invented a new and useful Improvement in Paper Boxes for Matches, &c., which improvement is fully set forth in the following specification and accompanying drawings.

Our invention consists of a paper box adapted more especially for matches, so constructed that the matches are prevented from being removed when the box is withdrawn from its inclosing case.

It also consists of the novel construction of the body of the box, as will be hereinafter set forth.

Figure 1 represents a perspective view of a box partly opened embodying our invention. Fig. 2 represents a perspective view of the body of the box partly separated. Fig. 3 represents a plan view of a cut-out sheet from which the box is set up. Fig. 4 represents a vertical section of a portion on line *xx*, Fig. 2.

Similar letters of reference indicate corresponding parts in the several figures.

Referring to the drawings, A designates the body of a box, and B the cover or casing therefor, said casing being in general respects similar to those heretofore in use in sliding match-boxes.

The body A is formed of a piece of paste-board or other suitable paper or material cut to form the bottom C, sides D, ends E, and corner-flaps F, said sides D having the tongues G and said corner-pieces F having the tongues H. Connected with one of the sides D is a flap J, which is parallel with the bottom C and of less length in the transverse direction thereof and serving to form a partial top for the body of the box. On the ends of the flap J are flaps K, which are adapted to fold into the body inside of the ends E and serving to hold said flap J in position and prevent lateral motion thereof. It will be seen that when the sides and ends are turned up and the corner-pieces F folded inwardly the tongues G and H are interlocked, whereby the sides and ends are connected. The end

flaps K and the flap J are folded so that the flaps K enter the body, and the flap J occupies a position at the top of the same, as will be seen in Fig. 1, it being noticed that a portion of the top of the body is left uncovered.

When matches are placed within the body portions of the same, preferably the head portions are beneath the flap J, whereby the box may be moved in and out of the casing B without liability of the matches being caught on the ends of the casing or jammed between the body and casing. When the body is withdrawn, sufficient portions of the matches are exposed to be grasped by the fingers and taken therefrom.

It is evident that for purposes of transportation, packing, &c., the casing and body may be placed in flat condition after the manner of a knockdown box.

Having thus described our invention, what we claim as new, and desire to secure by Letters Patent, is—

1. A knockdown paper box having its body formed of a single piece of material and consisting of a bottom, sides, ends, and corner flaps or pieces, said sides and corner-flaps having interlocking tongues, and one of the sides having a flap parallel with the said bottom and of less length in the transverse direction thereof, and flaps on the ends of said side flap adapted to fold into the body inside of the ends, said parts being combined substantially as described.

2. A paper box consisting of the bottom C, the sides D, having tongues G, the ends E, with the corner-flaps F, having the tongues H, a flap J, connected with one of the sides and parallel with the bottom C, said flap J forming a partial top for the body of the box, and the flaps K on the ends of the flap J being adapted to fold into the body inside of the ends E, the said tongues G and H interlocking and said parts being combined with an inclosing case, substantially as described.

ROBERT P. BROWN.  
EDWARD L. BAILEY.

Witnesses:

JOHN A. WIEDERSHEIM,  
A. P. JENNINGS.