

(No Model.)

W. N. SHERMAN.
ELECTRICAL PESSARY.

No. 454,573.

Patented June 23, 1891.

Fig-1-

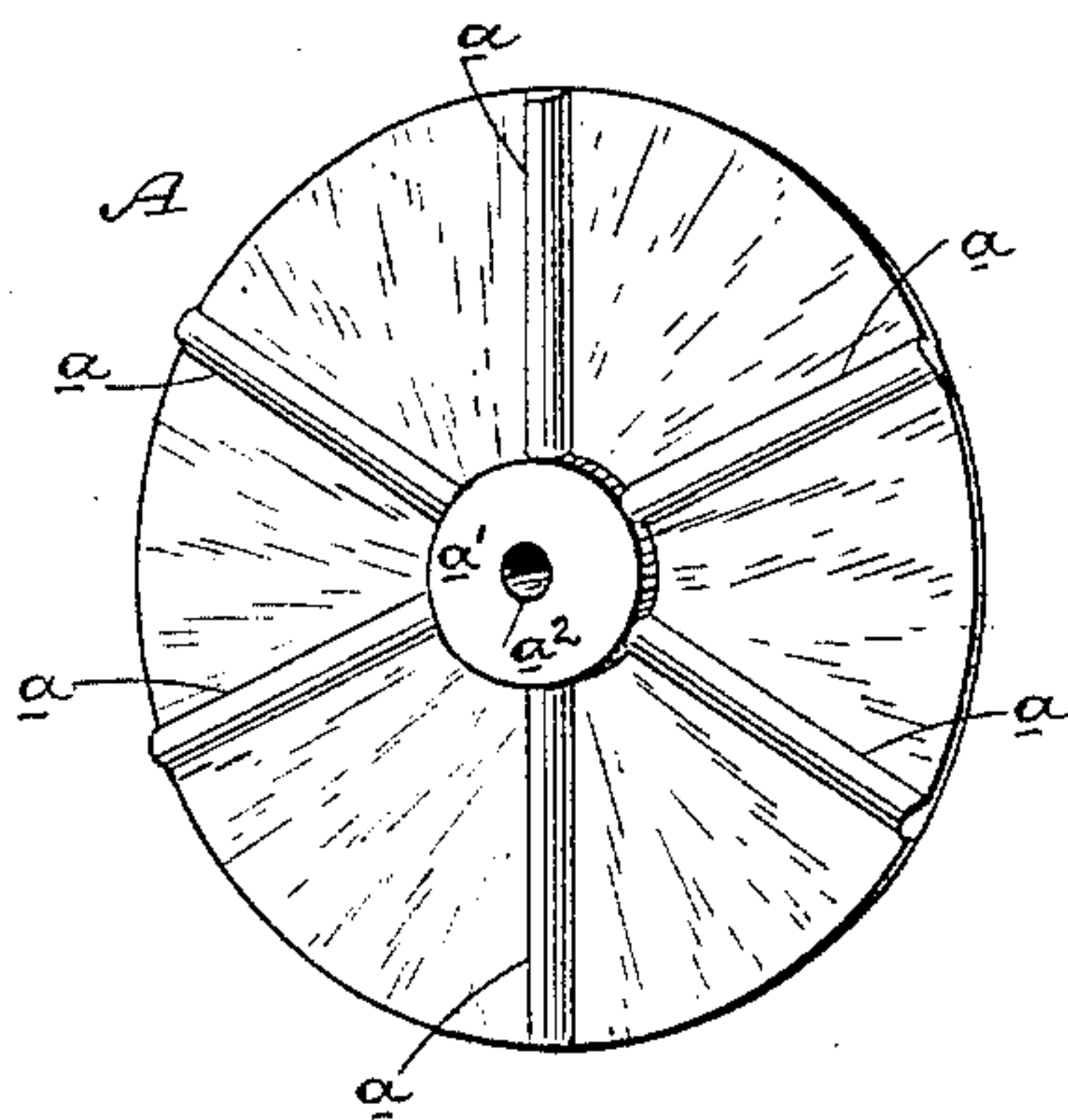


Fig-2

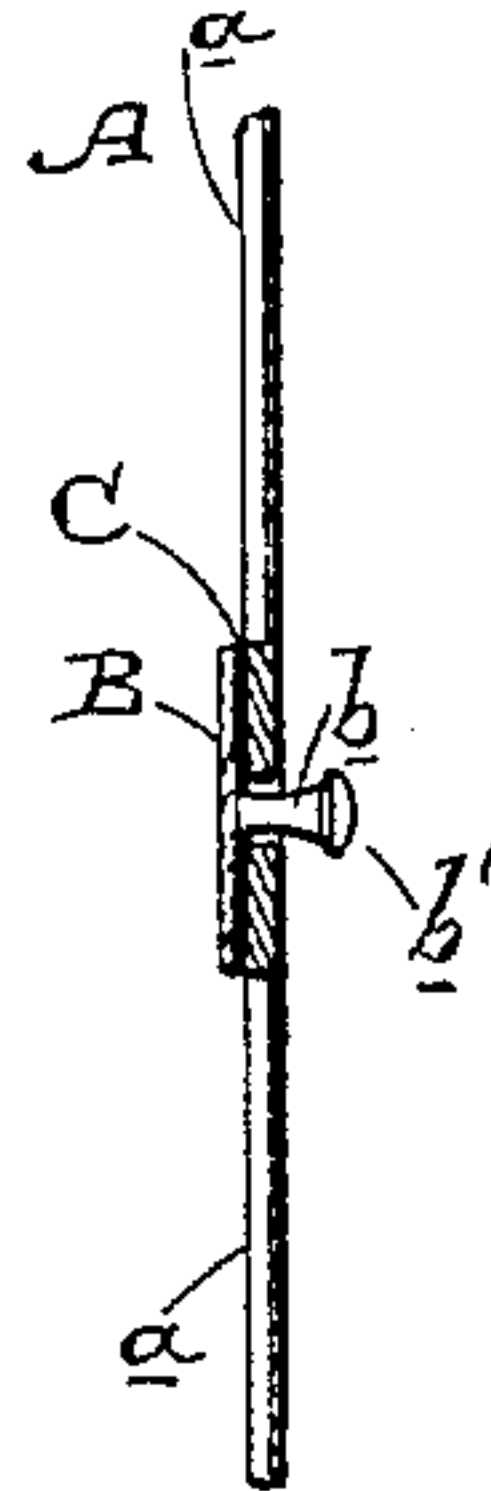


Fig-3-

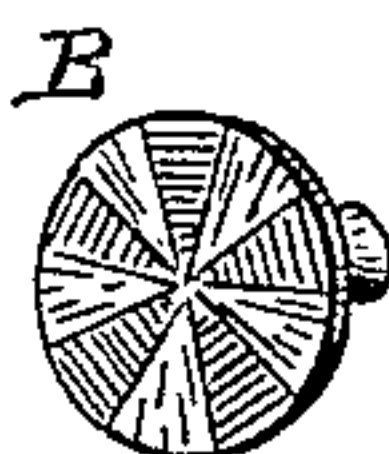
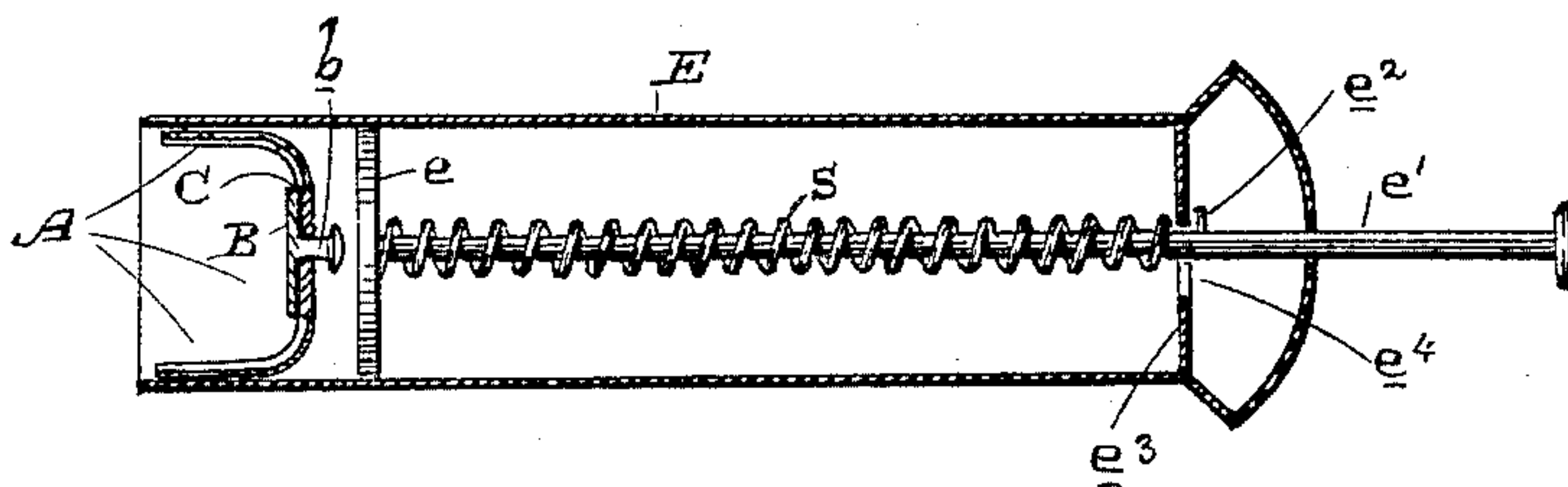


Fig-4-



Fig-5-



Witnesses,
J. A. Bayless

Inventor,
Walter N. Sherman
By Dewey & Co.
attys

UNITED STATES PATENT OFFICE.

WALTER N. SHERMAN, OF MERCED, CALIFORNIA.

ELECTRICAL PESSARY.

SPECIFICATION forming part of Letters Patent No. 454,573, dated June 23, 1891.

Application filed February 18, 1891. Serial No. 381,969. (No model.)

To all whom it may concern:

Be it known that I, WALTER N. SHERMAN, a citizen of the United States, residing at Merced, in the county of Merced, State of California, have invented an Improvement in Pessaries; and I hereby declare the following to be a full, clear, and exact description of the same.

My invention relates to that class of pessaries made of some yielding material and adapted to be carried to and left in place by a tubular carrier or cylinder having a plunger or piston.

My invention consists in a peculiar disk or diaphragm adapted to receive and hold a proper button or cup which is intended for healing purposes.

It also consists, in connection with said disk or diaphragm, of a button constructed to generate a mild current of electricity for therapeutical purposes.

The object of my invention is to provide a simple and readily applicable pessary adapted for the treatment of various womb diseases for which electricity is often recommended by physicians, also for the application of various medicaments, and at the same time providing a useful support for the womb when any tendency to falling of the womb exists.

Referring to the accompanying drawings for a more complete explanation of my invention, Figure 1 is a view of the pessary when expanded. Fig. 2 is a section of the same, showing the electric button in place. Fig. 3 is a front elevation of the button. Fig. 4 is a view of a cup adapted to be substituted for the button when required. Fig. 5 is a section of the cylinder for introducing the pessary, showing the latter in its seat in said cylinder.

The pessary A consists of a disk or diaphragm of soft rubber, made with radial stiffening-ribs a , the material of the disk between the ribs being of soft rubber about the thickness of dentist's rubber dam. It has a stiffening center a' of rubber, about the thickness of the ribs a , and said center has a hole a^2 . The whole disk is flexible to enable it to be carried in the introducing-cylinder, as will be presently described.

B is a button having a head-plate, a shank

b , and a foot b' . The head-plate is made of alternate sections of zinc and copper, the different metals being shown by the shading in Fig. 3. The shank and foot are made of hard rubber. The button is fitted to the disk or diaphragm A with the head-plate on the inner side thereof, the shank passing through the hole a^2 in the center and the foot resting on the back or outer side, whereby the button is held well in place. Between the button-plate and the inner surface of the disk-center is placed a layer or pad C of absorbent material, such as chamois-skin or felt.

D in Fig. 4 is a cup made of a concave plate, a shank, and a foot, as shown. This is to be substituted for the button B when required.

E in Fig. 5 is the introducing-cylinder, to be made of hard rubber. It has an open inner end, as shown. Within it is a piston e having a stem or rod e' , which extends from its outer end and forms a handle. A spring S encircles this stem within the cylinder and tends to force the piston forward. It is, however, held in a retracted position by a small pin e^2 upon it, which engages a bar or plate e^3 , and is adapted, when turned in line with a slot e^4 therein, to pass through it, thus freeing the piston. In this figure is also shown the pessary with its button. It is in a collapsed condition within the open end of the cylinder.

To use the device the layer of chamois or felt is first moistened with vinegar or other acid, whereby by contact with the metal plate of the button a mild constant current of electricity is generated; but the acid secretions of the womb and vagina are often sufficient to generate this current without the use of the acid or the pad or layer. Then the pessary is fitted to its place in the cylinder and the latter is introduced into the vagina until its open end reaches the mouth of the womb. The stem e' is now turned to release its holding-pin, and the spring then forces the plunger forward, thus pushing the pessary out and leaving it firmly and accurately in place at the mouth of the womb in an expanded condition.

When it is desired to medicate the womb, the electric button is removed and is replaced

by the cup D. This cup may contain the medicament and hold cotton, tampons, sponge, tents, medicated pencils, &c., and is a useful support for the womb. The device
5 is easily cleansed and rendered antiseptic.

Having thus described my invention, what I claim as new, and desire to secure by Letters Patent, is—

10 1. A pessary consisting of a disk or diaphragm of soft rubber formed with stiffening-ribs and center and provided with an electric generator, substantially as described.

2. A pessary consisting of a disk or diaphragm of soft rubber formed with a stiffening-center perforated to receive an electric
15 generator, substantially as described.

3. A pessary of flexible material having a metal center piece.

20 4. A pessary of non-metallic material having a metal center plate composed of alternate sections capable of generating an electric current.

5. A pessary consisting of a flexible disk or diaphragm and an electricity-generator carried
25 thereby, substantially as described.

6. A pessary consisting of a flexible disk or diaphragm, and a plate or button carried thereby and made of alternate pieces of zinc and copper, substantially as described.

7. A pessary consisting of a flexible disk
30 or diaphragm, a plate or button carried thereby and made of alternate pieces of zinc and copper, and a layer or pad of absorbent material in contact with said plate, substantially as described. 35

8. A pessary consisting of a disk or diaphragm of soft rubber having a perforated stiffening-center, and a button fitted to said perforated center and having a head-plate made of alternate pieces of zinc and copper,
40 substantially as described. 45

In witness whereof I have hereunto set my hand.

WALTER N. SHERMAN.

Witnesses:

S. H. NOURSE,
J. A. BAYLESS.