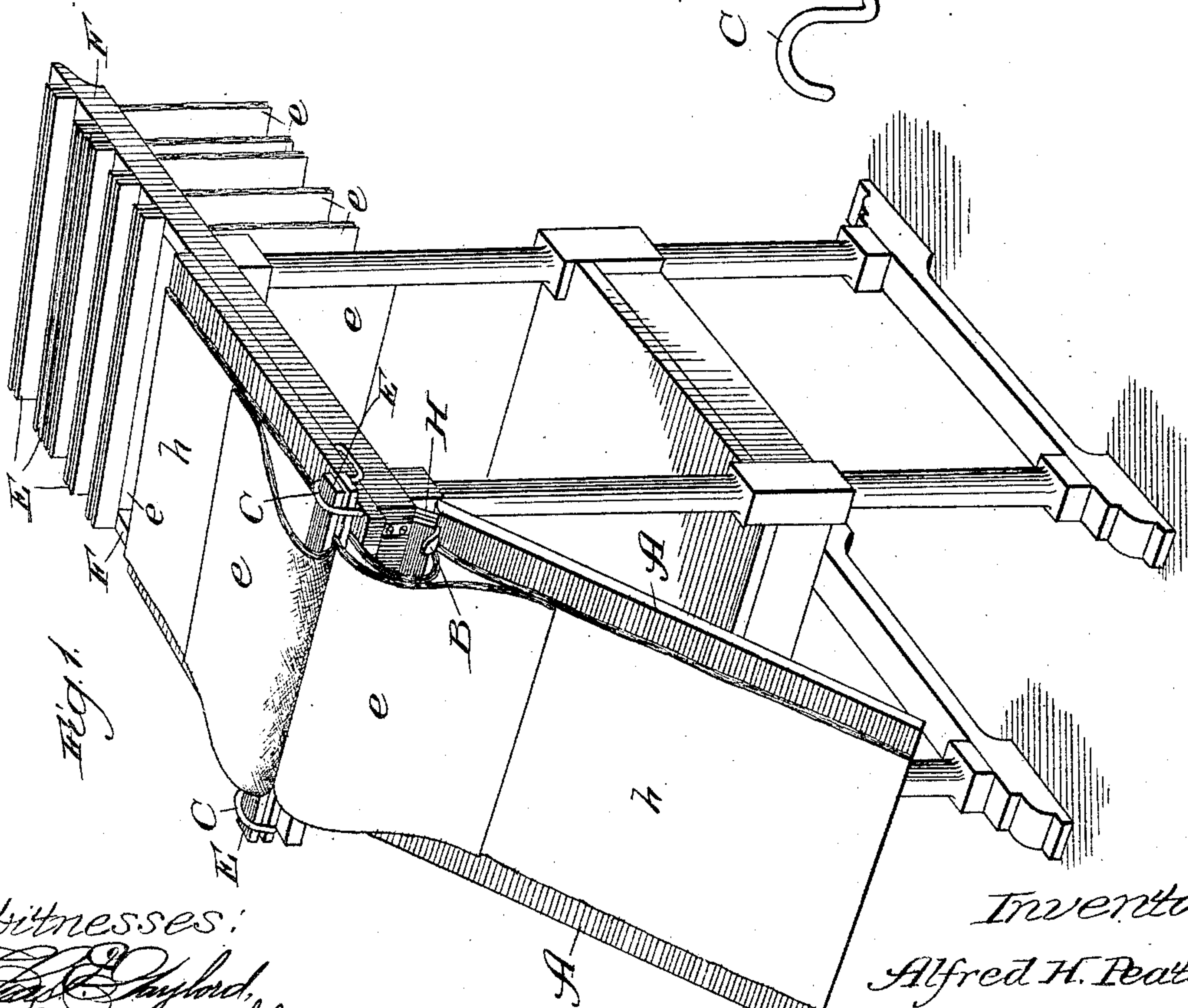
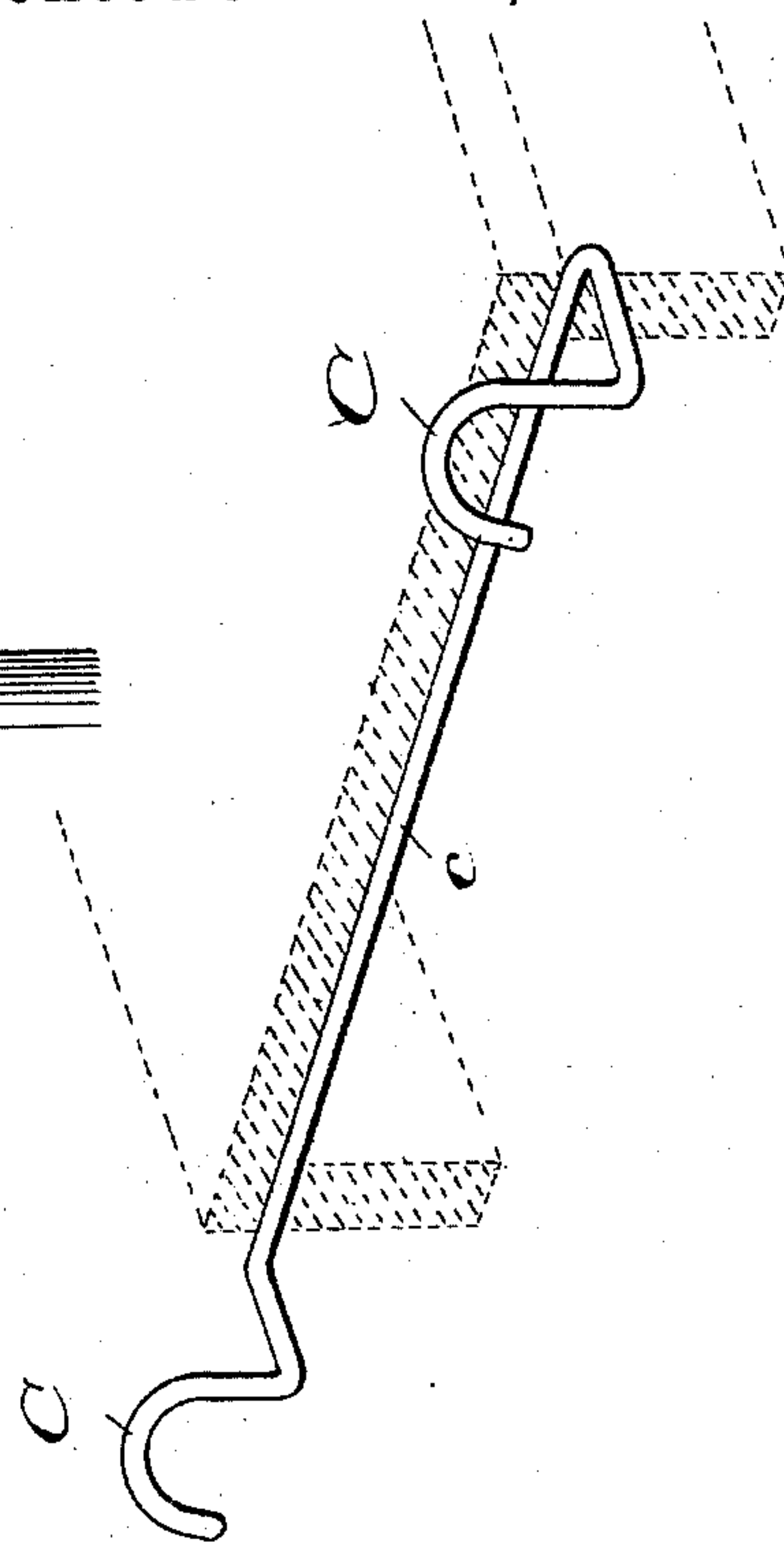
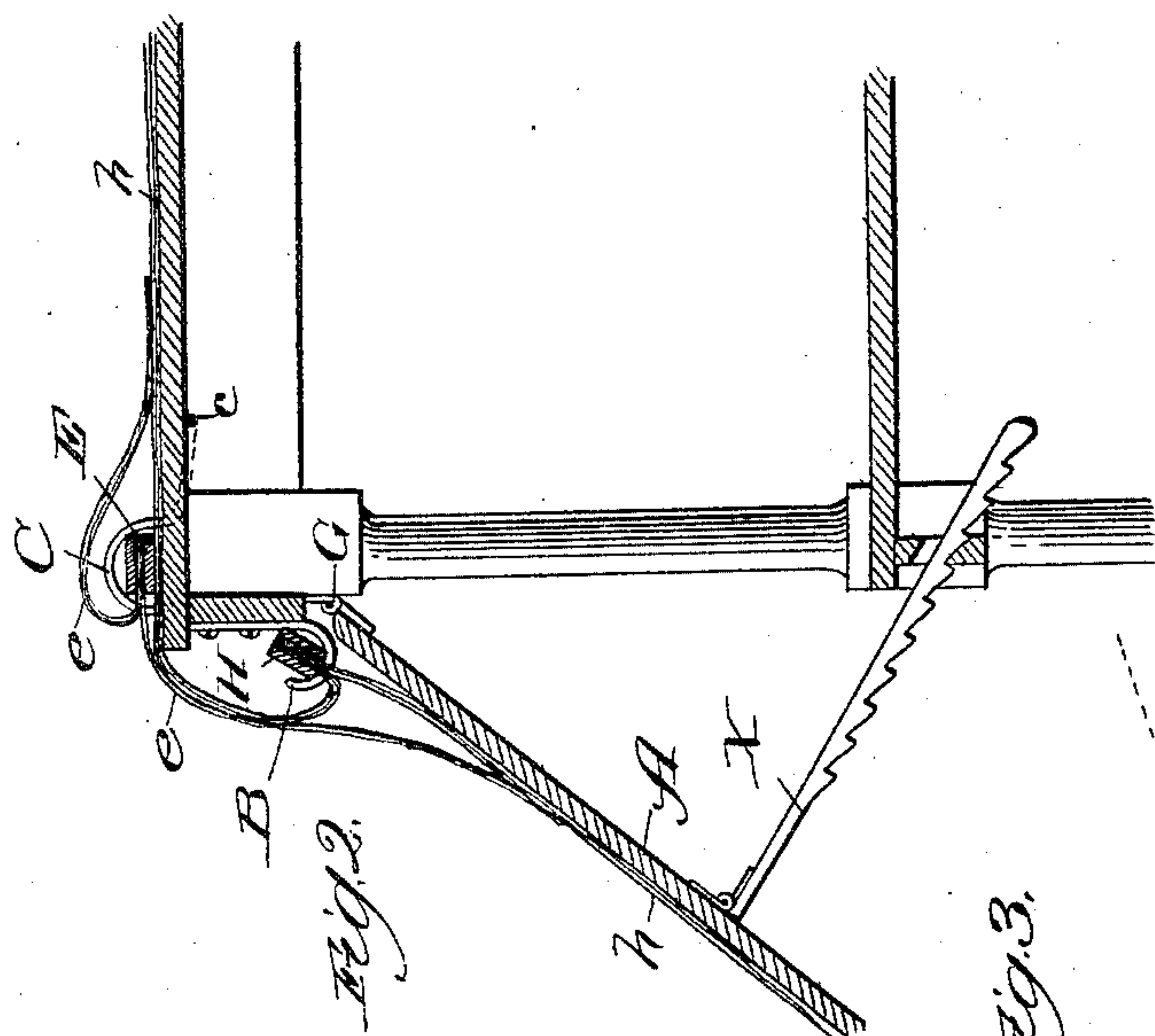


(No Model.)

A. H. PEATS.
WALL PAPER EXHIBITOR.

No. 454,494

Patented June 23, 1891.



Witnesses:

Clifford N. White.

Inventor:

Alfred H. Peat's,

By Joseph W. Munroe
Att'y

UNITED STATES PATENT OFFICE.

ALFRED H. PEATS, OF CHICAGO, ILLINOIS.

WALL-PAPER EXHIBITOR.

SPECIFICATION forming part of Letters Patent No. 454,494, dated June 23, 1891.

Application filed March 13, 1890. Serial No. 343,809. (No model.)

To all whom it may concern:

Be it known that I, ALFRED H. PEATS, of Chicago, in the county of Cook, State of Illinois, have invented certain new and useful
5 Improvements in Devices for Exhibiting Samples of Wall-Paper and Border; and I hereby declare the following to be a full, clear, and exact description thereof.

The object of this invention is to facilitate
10 the exhibition of samples of wall-paper and border at the same time and conjunctively, the border being in its relative place with the paper just as it would appear upon the walls of a house, and also to facilitate the forma-
15 tion of new combinations, changing with ease the paper or border until a combination is found which strikes the fancy of the customer.

In the accompanying drawings, Figure 1 is
20 a perspective view of the device; Fig. 2, a sectional view of the principal part of the same—viz., the part which holds the samples to be exhibited; and Fig. 3, a transverse section through the upper part of the stand, showing
25 a detail.

The apparatus consists of a stand with an ordinary flat top having two arms F F projecting backward from it for the purpose of holding the samples when not in use. At the
30 front of the stand is a wooden leaf A, working upon hinges at G, Fig. 2, and capable of being raised or lowered at will to any desired angle, being adjustable by means of the hinged toothed bar X, which passes through a slot in the frame of the stand, the lower edge of which
35 forms a stop.

The samples of wall-paper and border are fastened to bars H and E, several samples being attached to each bar, and the bars E, to
40 which the samples of border are attached, are somewhat (about one or two inches) longer than the bars H, to which the samples of wall-paper are attached, for reasons which will appear farther on. Each bar is formed, preferably, of two strips of wood or other suitable
45 material secured together in any convenient manner, with the samples held between them, as shown. Immediately above the wooden leaf A, and attached to the stand near the
50 front corners thereof, are two hooks B. Into these hooks the bars H, containing samples of wall-paper, are laid, allowing the paper h

to lie flat upon the leaf A. Near the front of the flat top of the apparatus, and hence above the parts just mentioned, are two other hooks
55 C C, curved in the opposite direction from the hooks B B. The hooks C are pivotally connected to the frame at their inner ends, so that they may be thrown forward and back at will, and by having their pivotal ends joined
60 in a rod c, passing loosely through the frame from side to side below the top, force exerted upon one hook will produce the operation of both.

To use my device a bar of samples (technically called a "book") is placed in the hooks
65 B B, and the sheets are successively turned back over the flat top until a sample is seen that strikes the customer's fancy. A bar containing samples of border e is then placed
70 beneath the hooks C C, which are turned back on their pivots to receive the bar and then lowered over it to retain it in place, and successive sheets are turned back until a combination of paper and border is found which
75 suits. The bars E E, containing the border, being longer than the bars H H, containing the wall-paper, and the hooks C C being farther apart than the hooks B B, the wall-paper from the bars H can be turned back over
80 the flat top and laid between the hooks C C, and when the bar E is put in place it rests upon the turned-back wall-paper, thus holding it against slipping down over the samples exposed. The samples of border can then be
85 turned back leaf by leaf and as often as desired until a selection is made. The distance between the arms F is less than the length of the bars H, so that the latter, as well as the bars E, may, when not in use, be supported
90 on those arms in the manner shown.

What I claim as new, and desire to secure by Letters Patent, is—

1. In a wall-paper exhibitor, the combination, with a stand having a flat top, of bars
95 H and E for carrying samples of wall-paper and border and a support at the front of the stand below the plane of the top to receive and sustain the bar H, substantially as described.
100

2. In a wall-paper exhibitor, the combination, with a stand having a flat top, of bars H and E for carrying samples of wall-paper and border, a support at the front of the stand

below the plane of the top to sustain the bar H, and securing means upon the top of the stand for a bar E, substantially as described.

3. In a wall-paper exhibitor, the combination, with a stand having a flat top, of bars H and E for carrying samples of wall-paper and border, hooks B at the front of the stand below the plane of the top to sustain a bar H, and pivotal hooks C, extending above the top of the stand, for securing a bar E thereon, substantially as described.

4. In a wall-paper exhibitor, the combination, with a stand having a flat top, of a leaf A, hinged to the front of the stand near the top, adjusting means for supporting the leaf at different angles, hooks B, secured to the front of the stand above the leaf A, and pivotal hooks C, extending above the top of the stand, substantially as described.

5. In a wall-paper exhibitor, the stand A, having a flat top and arms F, extending backward from the lateral edges thereof, bars H and E for carrying the samples of wall-paper and border, a support at the front of the stand below the plane of the top to receive and sustain the bar H, and securing means upon the

top of the stand for the bar E, substantially as described.

6. A wall-paper exhibitor comprising the stand having a flat top and arms F, extending backward from the lateral edges thereof, leaf A, hinged to the front of the stand below its top, toothed bar α , hinged to the inner face of the leaf and engaging with a stop on the stand, whereby the leaf may be adjusted to different angles, hooks B upon the front of the stand above the leaf A, and pivotal hooks C, extending above the top of the stand and farther apart than the hooks B, whereby bars H and E, carrying samples of wall-paper and border, may be conveniently stored upon the arms F and severally transferred to the hooks B and C for exhibition of the samples, substantially as described.

In testimony that I claim the foregoing as my invention I affix my signature in presence of two witnesses.

ALFRED H. PEATS.

Witnesses:

CHAS. E. GAYLORD,

OSCAR B. M. GLASSON.