
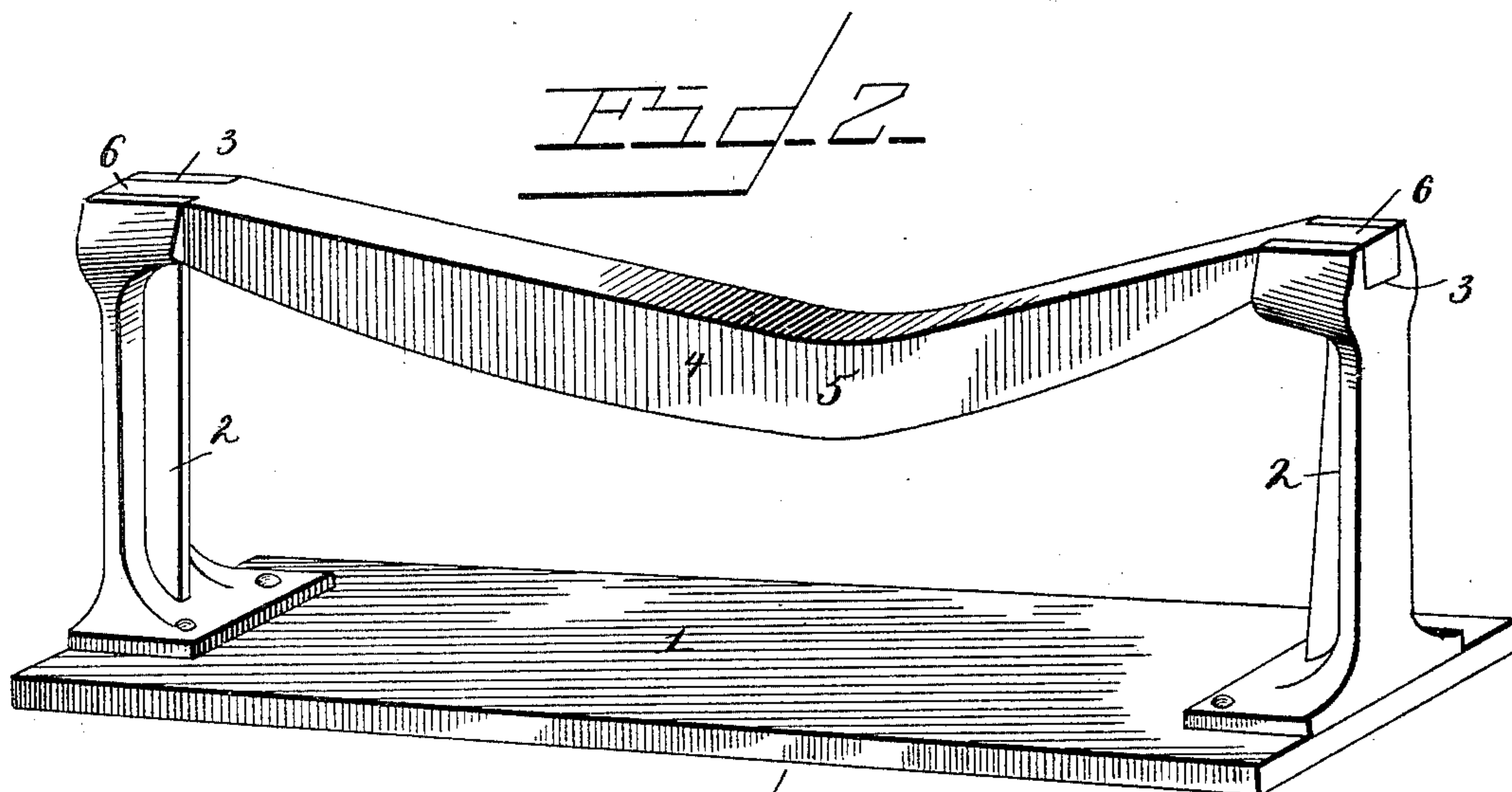
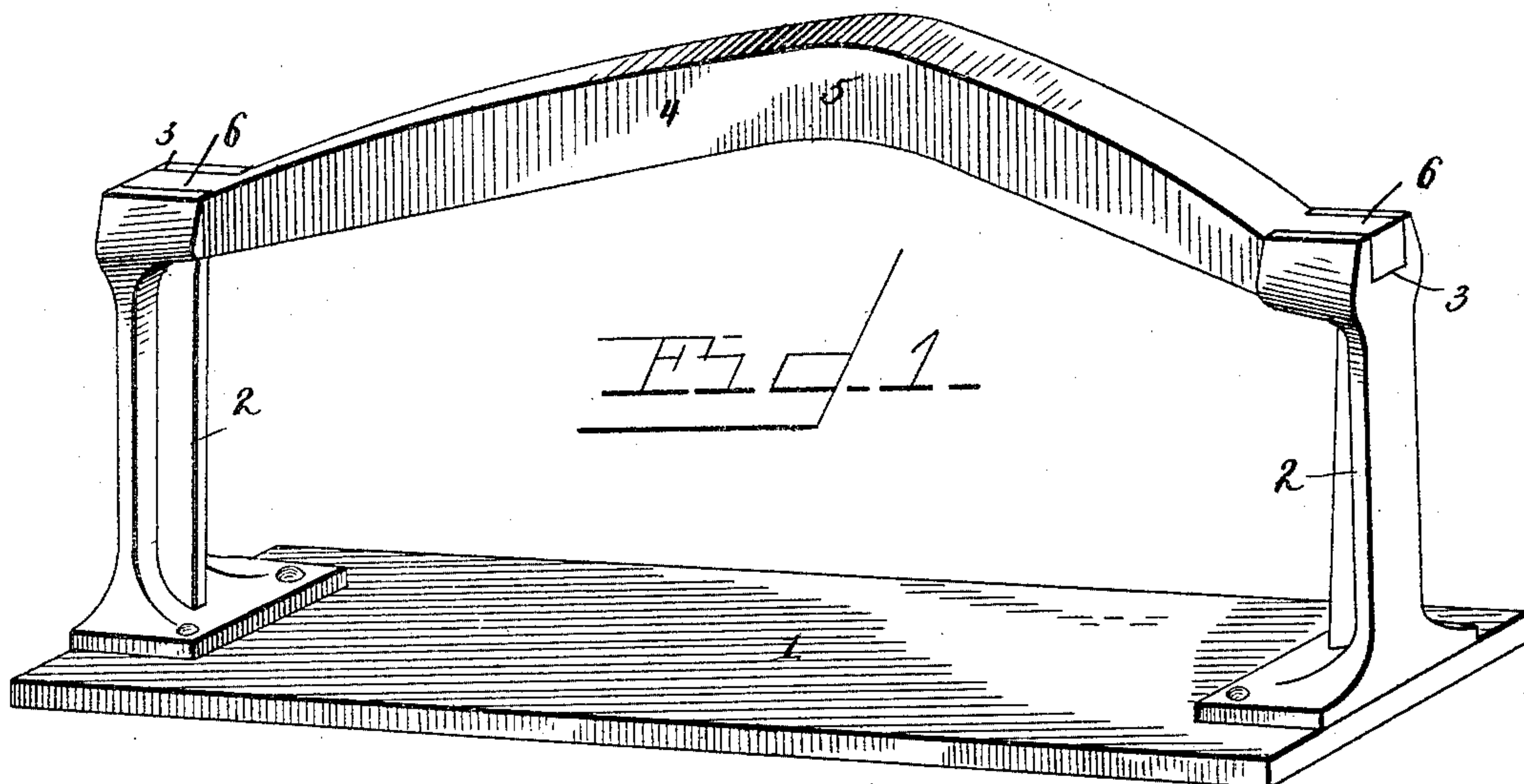


(No Model.)

S. K. HIBLER.
PRESS BOARD.

No. 454,477.

Patented June 23, 1891.



Witnesses:

H. G. Dieterich

W. S. Duval.

By *h* S Attorneys,

S. K. Hibler

C. A. Snow & Co.

Inventor

UNITED STATES PATENT OFFICE.

SARAH KATHERINE HIBLER, OF STAMFORD, CONNECTICUT.

PRESS-BOARD.

SPECIFICATION forming part of Letters Patent No. 454,477, dated June 23, 1891.

Application filed January 21, 1891. Serial No. 378,578. (No model.)

To all whom it may concern:

Be it known that I, SARAH KATHERINE KIBLER, a citizen of the United States, residing at Stamford, in the county of Fairfield and State of Connecticut, have invented a new and useful Press-Board, of which the following is a specification.

This invention relates to press-boards for ironing or pressing the seams of sleeves.

The objects of the invention are to provide a cheap and simple device for ironing or pressing both the inside and outside seams of sleeves, and for ironing the waists at their various seams, whether inwardly or outwardly curved.

Other objects of the invention will appear in the following description, and the novel features thereof will be particularly pointed out in the claim.

Referring to the drawings, Figure 1 is a perspective view of a press-board constructed in accordance with my invention, the same being adapted for supporting sleeves and for presenting the outside seams for the operation of the iron. Fig. 2 is a similar view, the press-board being in position to present the inner seam to the iron. Fig. 3 is a detail in perspective of an attachment whereby the device may be used for presenting the curved seams of waists, basques, &c.

Like numerals of reference indicate like parts in all the figures of the drawings.

In practicing my invention, I provide a base 1, at the opposite ends of which I locate vertical standards 2, the upper ends of which are bifurcated or notched to form seats 3.

4 designates a curved rigid bar, preferably formed of wood, the same being provided with the bend 5 near its center, and terminating at opposite ends in reduced tenons 6, designed to removably fit in the seats 3 of the

standards. The upper and lower edges of the bar 4 are formed upon curves, so that the concaved edge is adapted to approximate in shape the inner seams of sleeves and the convex edge the outer seams thereof.

Taking the parts in the position shown in Fig. 1, it will be seen that by lifting one end of the bar 4 a sleeve may be slid thereover, so as to bring its outer seam into position to be acted upon by the iron. By removing the bar and giving the same a half-rotation the concaved edge is brought uppermost and the inner seam of the sleeve may be ironed.

In Fig. 3 of the drawings I have illustrated a bar 7, having a curved convex upper edge and a concaved lower edge, the curvature being such as to approximate the inner and outer curves usually given to basques, jackets, waists, and other articles of apparel. This bar may be substituted for the one heretofore described, and is used in a similar manner as the same, it terminating in the reduced tenons 8.

Having described my invention, what I claim is—

The herein-described press-board, consisting of a base, opposite standards having their upper ends notched or recessed to form seats, and a rigid press-bar having its opposite sides curved in the same direction and terminating in reduced tenons for removably fitting the seats of the standards, substantially as specified.

In testimony that I claim the foregoing as my own I have hereto affixed my signature in presence of two witnesses.

SARAH KATHERINE HIBLER.

Witnesses:

ADELAIDE L. WARING,
ROBERT L. CASE.