

(No Model.)

3 Sheets—Sheet 1.

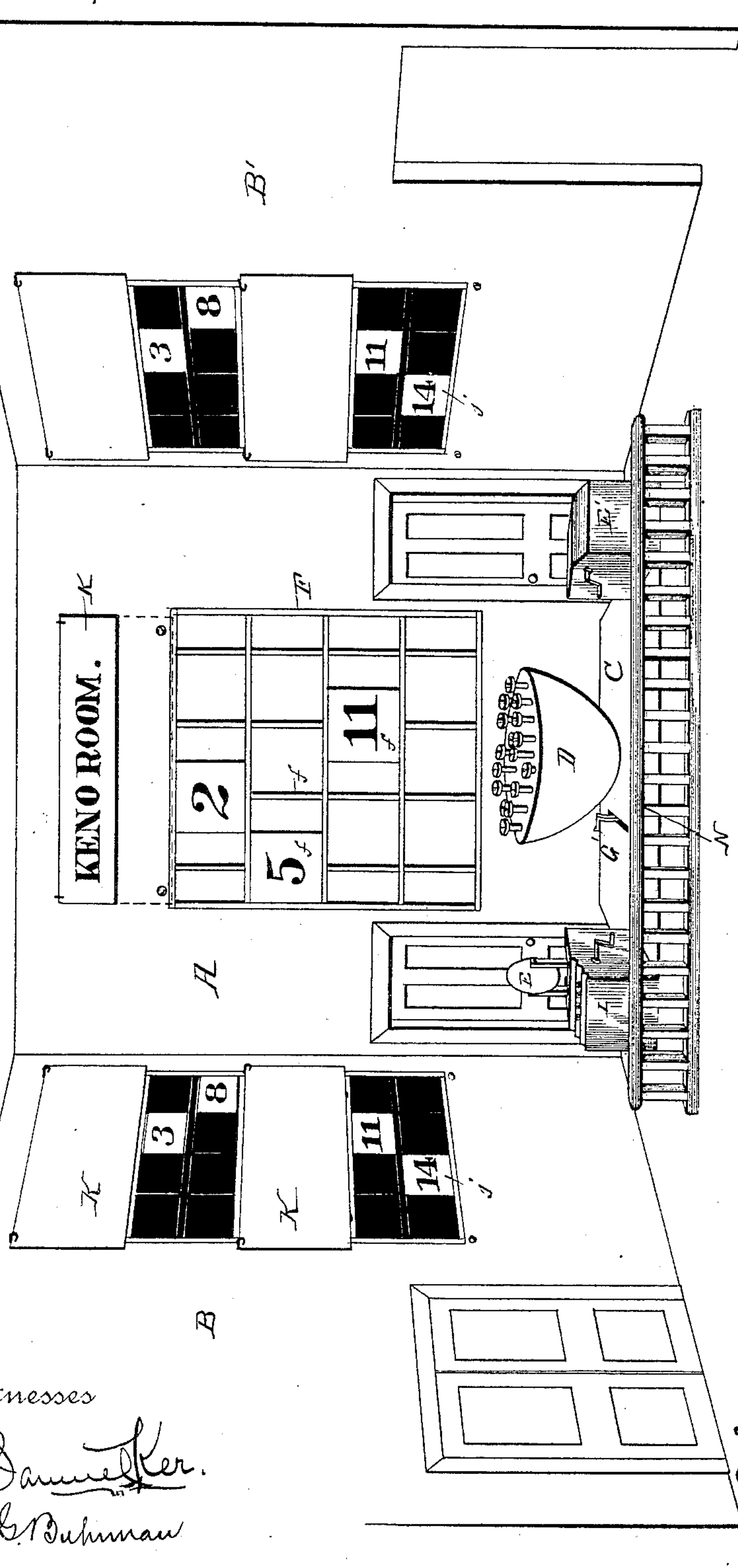
J. HART.

STAGE SETTING FOR THEATRICAL REPRESENTATION OF GAMES.

No. 454,472.

Patented June 23, 1891.

Fig. 1.



Witnesses

Samuel Ker.
A. B. Duhman

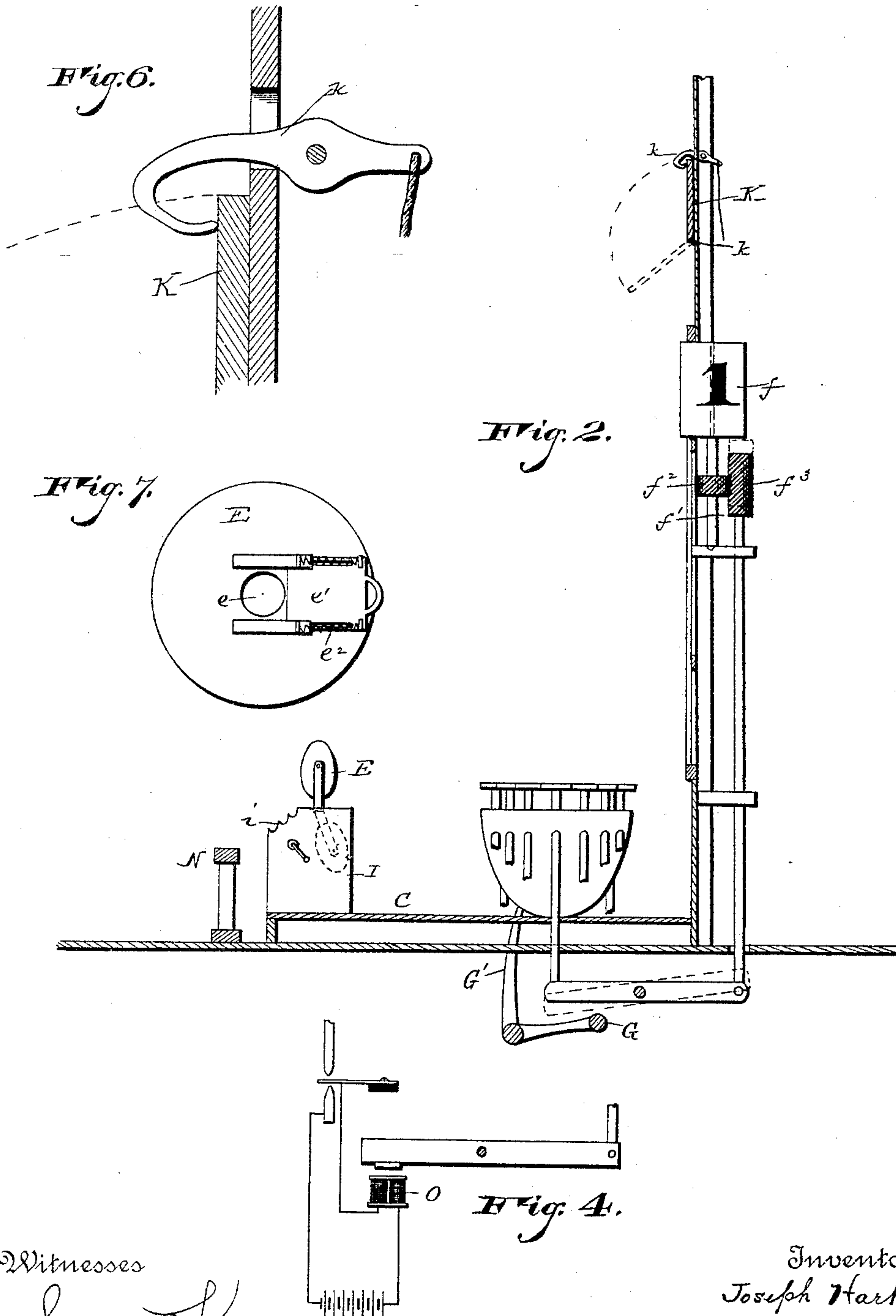
Inventor
Joseph Hart
By J. N. Kaly
Attorney

J. HART.

STAGE SETTING FOR THEATRICAL REPRESENTATION OF GAMES.

No. 454,472.

Patented June 23, 1891.



Witnesses

Samuel Ker.
A. G. Duhman

Inventor
Joseph Hart

By J. M. Kalb
His Attorney

(No Model.)

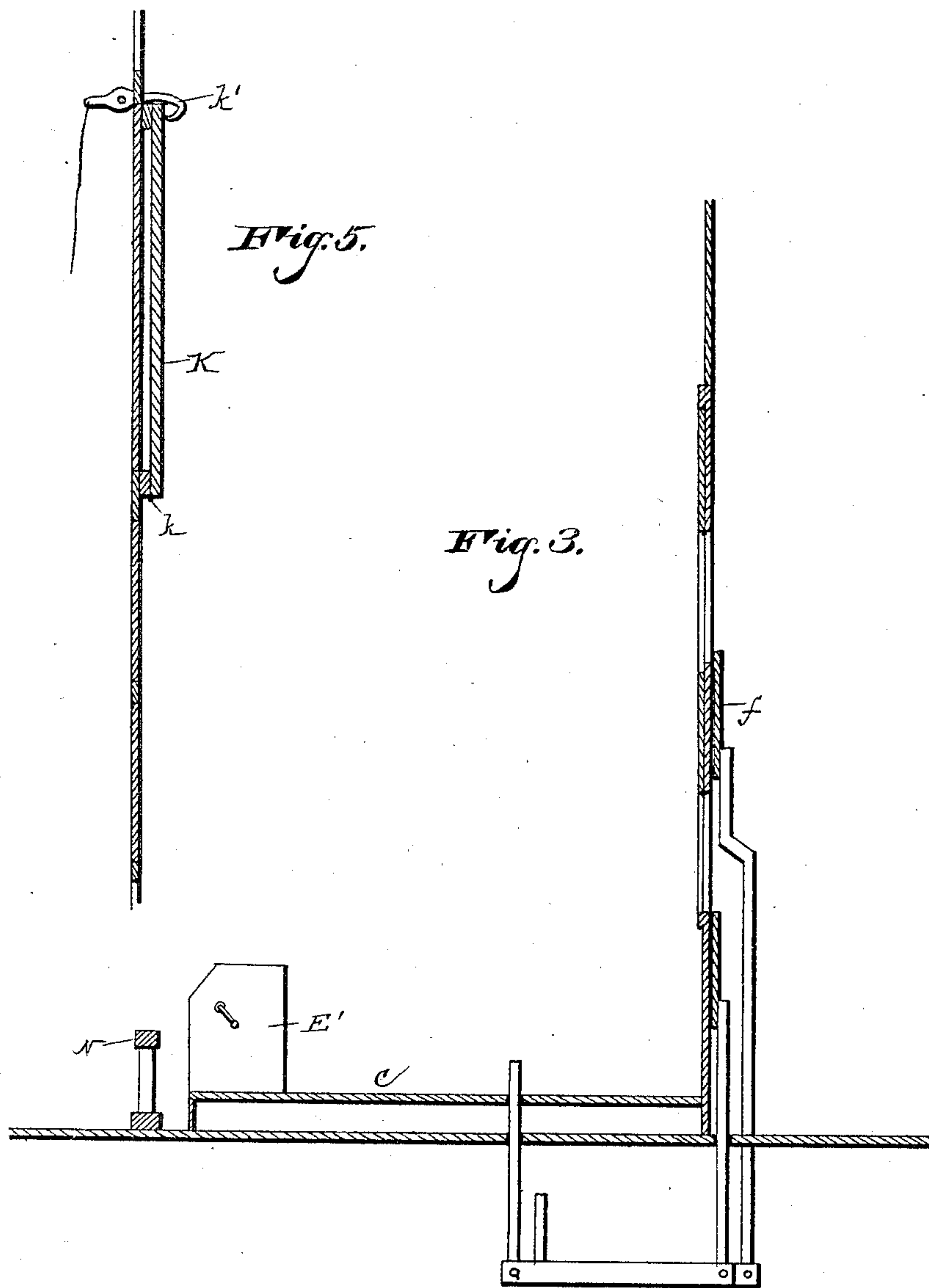
3 Sheets—Sheet 3.

J. HART.

STAGE SETTING FOR THEATRICAL REPRESENTATION OF GAMES.

No. 454,472.

Patented June 23, 1891.



Witnesses

Samuel Ker.

Al. Duhman

Inventor

Joseph Hart

By J. M. Kalb

Attorney

UNITED STATES PATENT OFFICE.

JOSEPH HART, OF NEW YORK, N. Y.

STAGE-SETTING FOR THEATRICAL REPRESENTATION OF GAMES.

SPECIFICATION forming part of Letters Patent No. 454,472, dated June 23, 1891.

Application filed February 20, 1891. Serial No. 382,238. (No model.)

To all whom it may concern:

Be it known that I, JOSEPH HART, a citizen of the United States, residing at New York, in the county of New York and State of New York, have invented certain new and useful Improvements in Stage-Settings for the Theatrical Representation of Games; and I do declare the following to be a full, clear, and exact description of the invention, such as will enable others skilled in the art to which it appertains to make and use the same, reference being had to the accompanying drawings, and to the letters of reference marked thereon, which form a part of this specification.

My invention relates to stage-setting of scenes for theaters, and has for its object the provision of devices of this kind representing a gaming-room for playing the games known as "keno" or "loto" and provisions for hiding and covering the game appliances when desired.

The invention comprehends the provision in scenic and operative representation of a keno or lotto room, having the usual appliances, embracing a key-board or drum, by which the keno or lotto number-cards are manipulated for display and restoration on a bulletin-board placed upon the end of the scene, and means for reversing all the cards at the same time to show other matter of different character upon their backs.

It further comprehends the provision of the usual whirling or rotatable number-box from which the proper operative takes the numbered chips or balls and displays them upon an inclined and transversely-corrugated leaf or board in view of the occupants of the room. The rotatable box is so arranged as to disappear within the stand upon which it is placed, and such stand is provided within it with an organette, which can be played by means of a handle projecting through the side of the stand. A similar stand on the opposite side of the platform is provided for a lookout-man, who stands elevated above the crowd and can give the alarm at the approach of officers, and this stand also has an organette within it; and, in connection with the display with numbered chips or balls taken from the agitator-box, the invention also comprehends the provision

on the sides or wings of blackboards composed of reversible panels having on their opposite faces white or other distinguishing figures corresponding to those on the balls or chips, which are turned to view in conformity with the numbers on the balls or chips released from the box.

The invention further embraces the provision of sign or notice boards hinged at their bottom at suitable positions on the scene and provided with fingers for holding them up and means for tripping the fingers and dropping the boards, so as to present the opposite sides thereof, on which matter of a different character is displayed. Upon the wings where the numbers corresponding to the numbers drawn from the box are displayed these boards may be arranged to drop over and conceal the panels.

The purpose of the whole construction is to present in theatrical scenery a complete keno or lotto room in active operation and then to quickly conceal the entire paraphernalia of the keno or lotto set and transform the room and its appliances to one suitable for any ordinary gathering.

The details of construction so far as are necessary to the understanding of the scenic effects and the manner of operating and concealing the set are given in the following detailed description.

The accompanying drawings illustrate my said invention.

Figure 1 is a front elevation of a keno room. Fig. 2 is a sectional view of the platform and devices for operating the cards. Fig. 3 is a modification of Fig. 2. Fig. 4 shows a simple means for applying electricity to the working of the cards. Fig. 5 is a section of a part of the blackboard and drop therefor. Fig. 6 is an enlarged view of the holding means for the drop. Fig. 7 is a bottom view of the agitator-box.

Similar letters of reference indicate corresponding parts in all the figures where they occur.

A represents the end of a room or scene, and B B' are the wings or sides.

C is a platform, on which are arranged the key-board or drum D, the number-agitator box E on stand I, and lookout-stand E', simi-

lar to stand I, in any suitable relative position.

F is a bulletin rack or board on wall A, in which numbers are displayed corresponding to the manipulation of the keys of drum D. The number-cards f may be arranged to swing on centers, as shown in Figs. 1 and 2, where they are mounted on short shafts f' , provided with worms f^2 , which are operated by worm-heads f^3 to turn the cards from an edge position to a face view, showing the numbers, or to a reverse face view to display other matter on their backs. When such other matter is to be displayed, it is desirable to turn the whole set at once, and for this purpose the bar G is provided to raise the front ends of all the key-levers at the same time and depress the worm-heads farther than their normal position. A foot-lever G', attached to the bar G, is pressed by the operator sitting at the key-drum.

Instead of having the cards f reversible, they may be made vertically movable, as shown in Fig. 3, by mounting them directly on the upright portions of the key-levers and letting them drop behind a suitable screen or plate H, as seen in Fig. 3, and exhibited in the spaces above it. The vertically-movable cards may all be thrown together by the same means employed for the reversible cards. When the vertically-movable cards are employed, drop-boards or screens, as hereinafter described, may be employed to cover the spaces where the cards appear when it is desired to do so.

The manner of mounting and manipulating the cards f may be varied as desired, and I do not confine myself to the constructions herein shown; neither do I confine myself to mechanical means solely for effecting their manipulation, as it may be done by electrical connection. A simple means for using electricity is shown in Fig. 4, where the drum-key is used, as the circuit-closer and magnets O are employed to operate the key-levers, thus reducing the force required to operate the cards. In the electrical arrangement the bar G and foot-lever G' may be employed for reversing or dropping the whole set of cards at once.

The ball or chip operator whirls the box E on the trunions upon its sides, and after thoroughly shaking up the numbered chips or balls within it he withdraws one through an opening e in one end of the box, which is provided with a spring-controlled slide e' , and is restored to close the opening by the spring e^2 as soon as one ball or chip is removed. This ball or chip the operator places in one of the grooves i at the end of his stand, and then proceeds to whirl his box again and removes from it another chip or ball, which he displays as before, and so on. On the display of each numbered chip or ball and the calling of said number in the usual way an attendant displays a card having a corresponding number

in white or other distinguishing color upon it in the blackboards of the wings B and B'. These cards or panels j , composing the blackboards, are arranged to be readily turned to show the numbered sides by an attendant, or may be manipulated by electrical or mechanical connections from the key-board. Such cards j are preferably pivoted centrally; but other means for mounting and manipulating them may be used.

Suitably sign or notice boards designating the name of the room, rules of the game, &c., may be placed at convenient points. Such boards are marked K and are hinged at the bottom, as shown at k , and held up by fingers k' , which are arranged to be tripped in any suitable manner by an attendant or the key-board operator, and drop the boards, so as to show the opposite sides, on which are displayed signs of a different character. Two such boards are shown in the drawings on each wing, which cover the blackboards when dropped.

The agitator-box stand and the lookout-stand are each provided with an organette or other automatic musical instruments, the handles m of which are seen in the drawings, and when the transformation of the room takes place these are operated.

The ball or chip box is set upon upsetting legs or standards, which permit it to be dropped behind or into the stand. The key-drum can be covered in any convenient way when desired. In front of the platform a railing N may be used, as is usual in such rooms.

Rubber stops may be placed on the walls to receive the boards K softly.

Having thus described my invention, what I claim, and desire to secure by Letters Patent, is—

1. A stage setting or scene representing the interior of a keno or lotto room, having movable panels or cards in its walls, as set forth.
2. A stage setting or scene representing the interior of a keno or lotto room, having movable panels or cards in its walls and a drop door or board to cover them, as set forth.
3. A stage setting or scene representing the interior of a keno or lotto room, having a drop door or board on its wall, provided with different display-matter on its opposite sides, and means, as described, for dropping said door or board, as set forth.
4. A stage setting or scene having a raised platform at one end and provided with a key-drum, ball or chip agitator and stand, lookout-stand, and an exhibition-rack at the rear and above it, as set forth.
5. A stage setting or scene having reversible or pivoted cards or panels, keys and levers for setting them separately, and a key for restoring and reversing them all at one time, as set forth.
6. A stage setting or scene having an agitator number-box, a stand upon which it is

mounted, and hinged legs supporting said number-box, whereby it is capable of being dropped and concealed in said stand, and said stand having an organette or similar musical
5 instrument in it, substantially as set forth.

7. A stage setting or scene having an agitator number-box and stand, said box being set upon upsetting legs and capable of being

turned down out of view in or behind the box, as set forth. 10

In testimony whereof I affix my signature in presence of two witnesses.

JOSEPH HART.

Witnesses:

I. N. KALB,

F. T. F. JOHNSON.