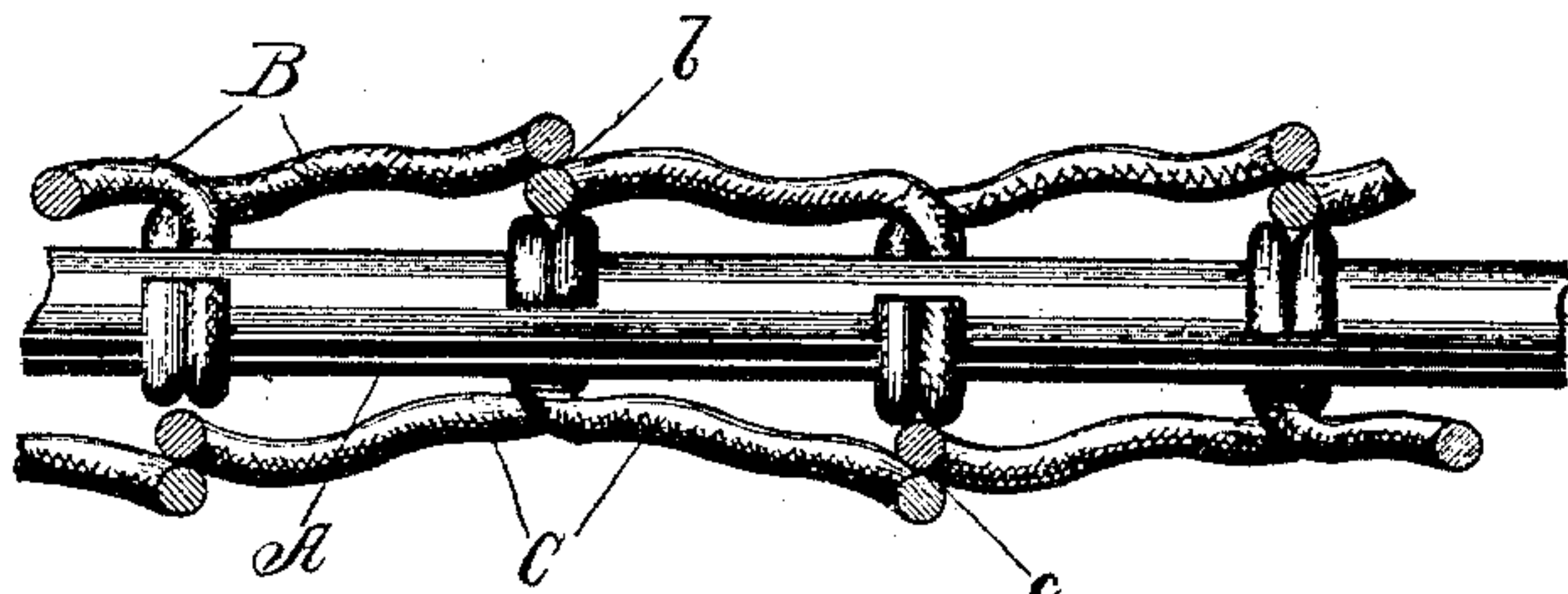
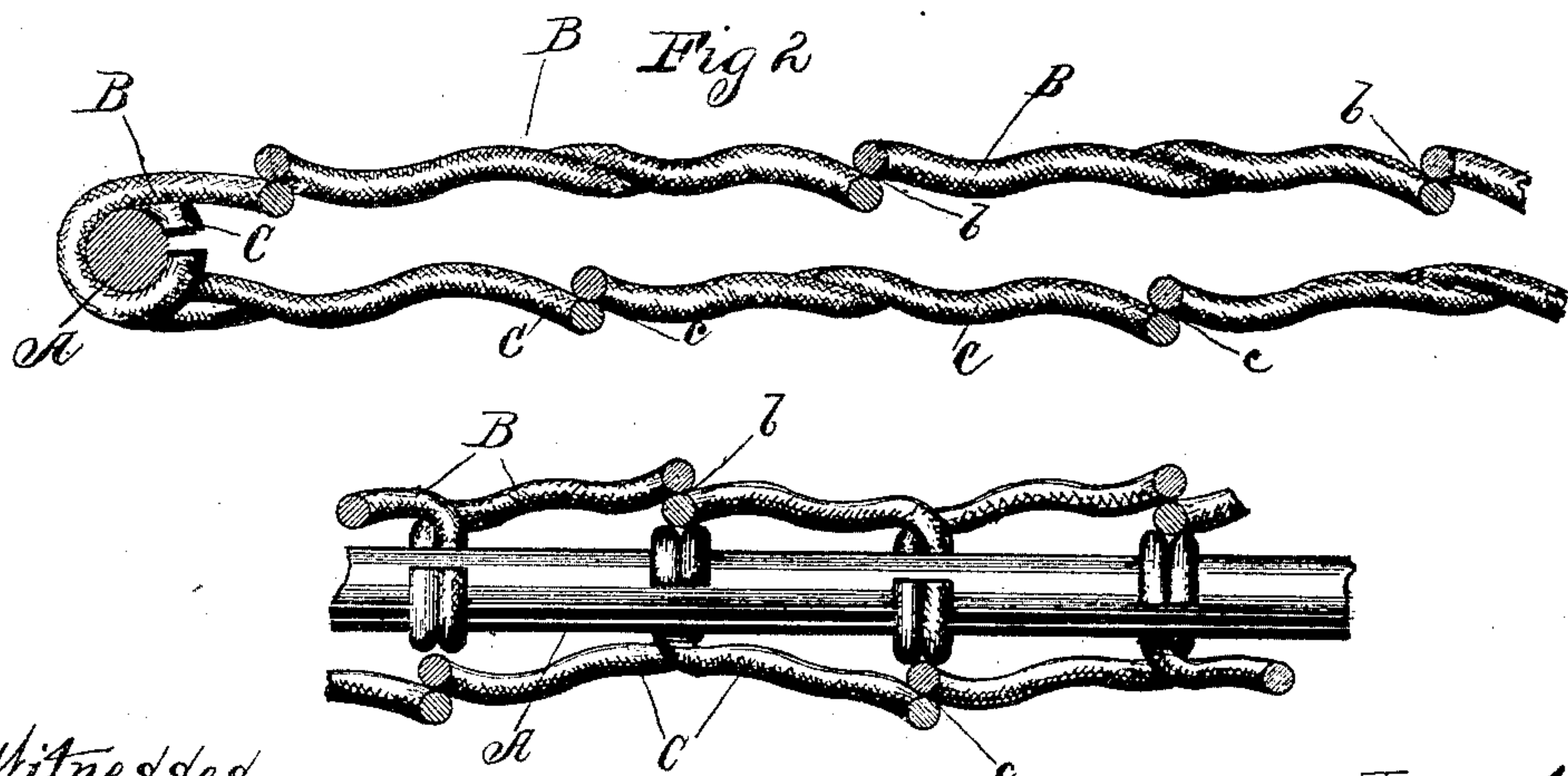
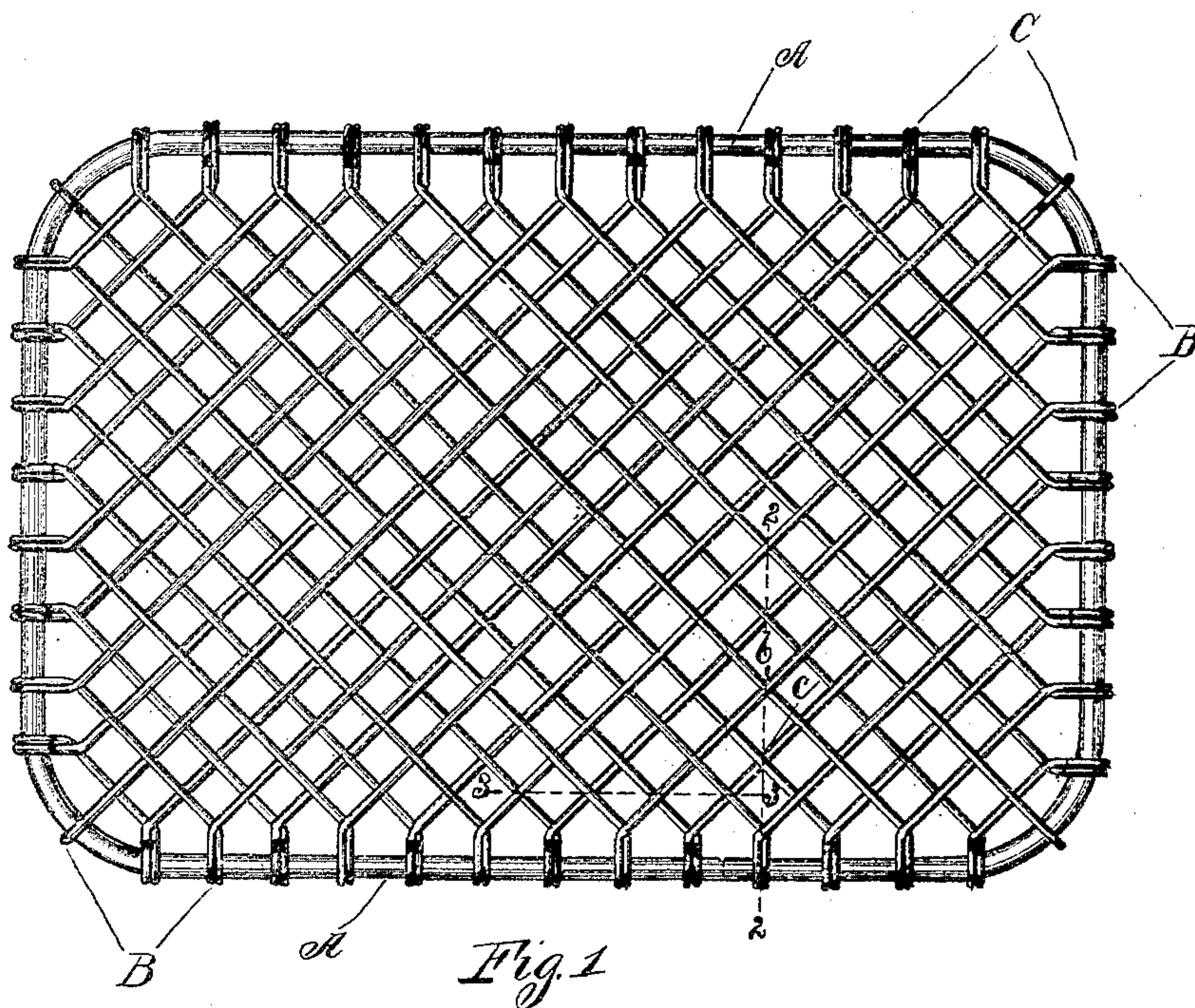


(No Model.)

E. R. LANDON.
METAL DOOR MAT.

No. 454,439.

Patented June 16, 1891.



Witnesses
W. C. Coates
Spencer Ward

Fig. 3. Inventor
Edwin Ruthven Landon
By Gillson & Benjamin Attyss

UNITED STATES PATENT OFFICE.

EDWIN RUTHVEN LANDON, OF CHICAGO, ILLINOIS.

METAL DOOR-MAT.

SPECIFICATION forming part of Letters Patent No. 454,439, dated June 16, 1891.

Application filed December 4, 1890. Serial No. 373,529. (No model.)

To all whom it may concern:

Be it known that I, EDWIN RUTHVEN LANDON, a citizen of the United States, residing at Chicago, in the county of Cook and State of Illinois, have invented certain new and useful Improvements in Metal Door-Mats; and I do declare the following to be a full, clear, and exact description of the invention, such as will enable others skilled in the art to which it ap-
10 pertains to make and use the same, reference being had to the accompanying drawings, and to the letters of reference marked thereon, which form a part of this specification.

My invention relates to wire door-mats.

15 Its object is to form the mat of two thicknesses of wire fabric attached to opposite sides of a frame.

In the accompanying drawings, Figure 1 shows a plan view of my improved mat. Fig. 20 2 is a detail on the line 2 2, Fig. 1. Fig. 3 is a detail on the line 3 3, Fig. 1.

Upon the opposite sides of the rigid metal frame A, preferably rectangular in form, I weave the fabrics B and C, the various strands
25 of which are attached to the sides of the frame and extend obliquely thereto, so that the mesh is square or diamond shape, the ends of the wire being simply bent around the frame.

30 For the purpose of securing uniformity of appearance, as well as to prevent the clogging of the mat, I prefer to locate the ends of the fabric B alternately and midway between the ends of the other fabric C.

35 For the purpose of making the drawings clear I have marked the intersections of the strands of the fabric B as *b* and the strands of the other fabric C as *c*. It will be seen that a space intervenes between the two fab-

rics corresponding to the size of the rod used 40 in the frame.

In use the upper fabric yields to the pressure of the foot until it comes in contact with the lower fabric, and when relieved from pressure returns to its original position. The 45 lower fabric serves the double purpose of preventing the depression of the upper fabric to a sufficient extent to distort it and of preventing the indenting of the floor by diffusing the pressure. 50

The elasticity and flexibility of the mat render it easy to walk upon and are conducive to its cleanliness.

I claim as my invention—

1. As a new article of manufacture, a door 55 or floor mat having a rigid external frame, in combination with two pieces of wire fabric forming opposite surfaces of the mat, both pieces of the fabric being stretched between all of the several sides of the mat, substan- 60 tially as described.

2. In a wire door or floor mat, the combination, with a rigid frame, of a wire fabric, as B, having the ends of its strands bent around the frame, and a second wire fabric, as C, se- 65 cured to the opposite side of the frame in like manner, the point of attachment to the frame of the strands of the one fabric being equidistant from the points of attachment of the two adjacent strands of the other fabric, sub- 70 stantially as described, and for the purposes set forth.

In testimony whereof I affix my signature in presence of two witnesses.

EDWIN RUTHVEN LANDON.

Witnesses:

FRANK G. WARD,
GRACE A. GOOD.