

(No Model.)

Z. RABBY.
SCARF PIN.

No. 454,380.

Patented June 16, 1891.

Fig. 1.

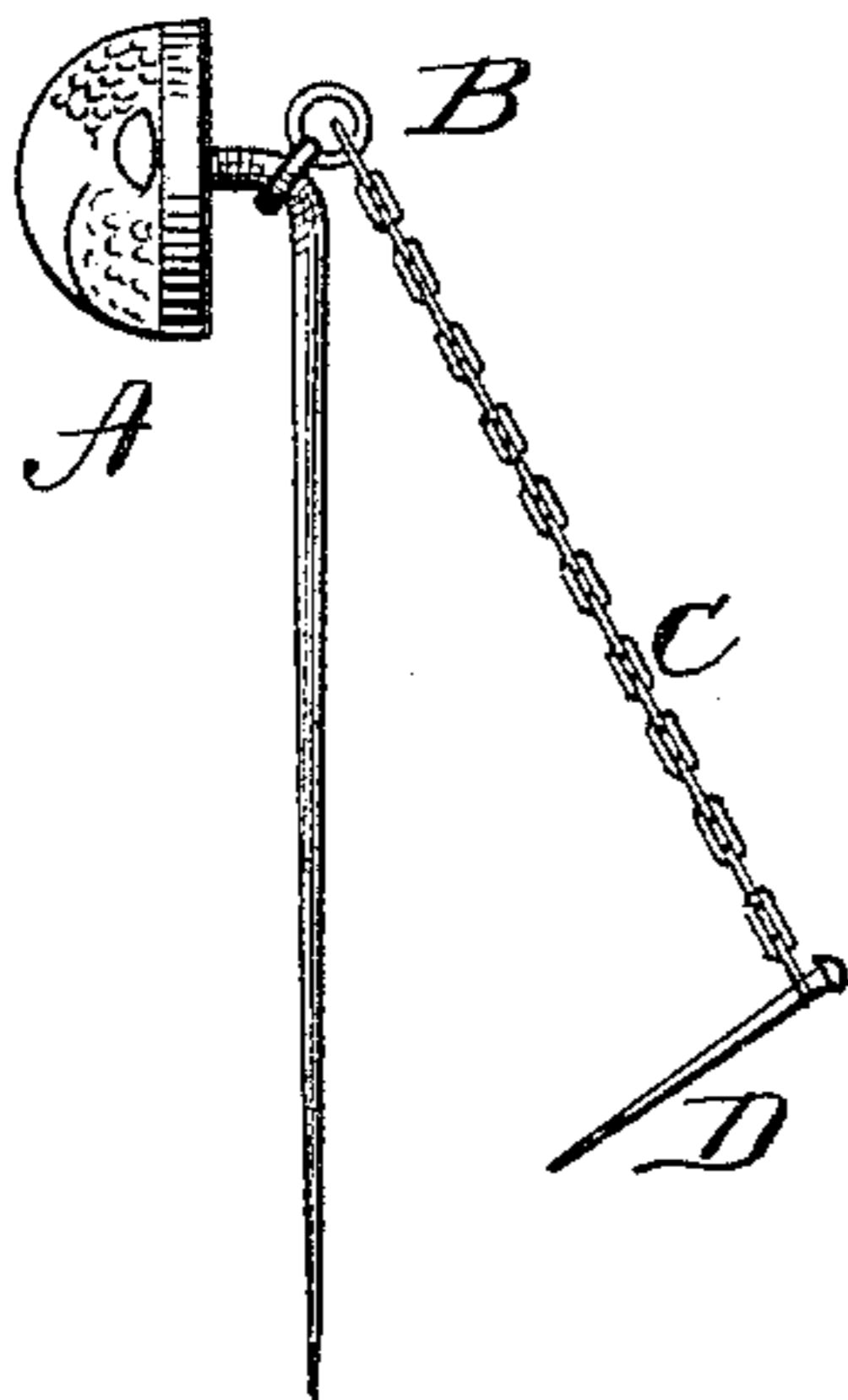


Fig. 2.

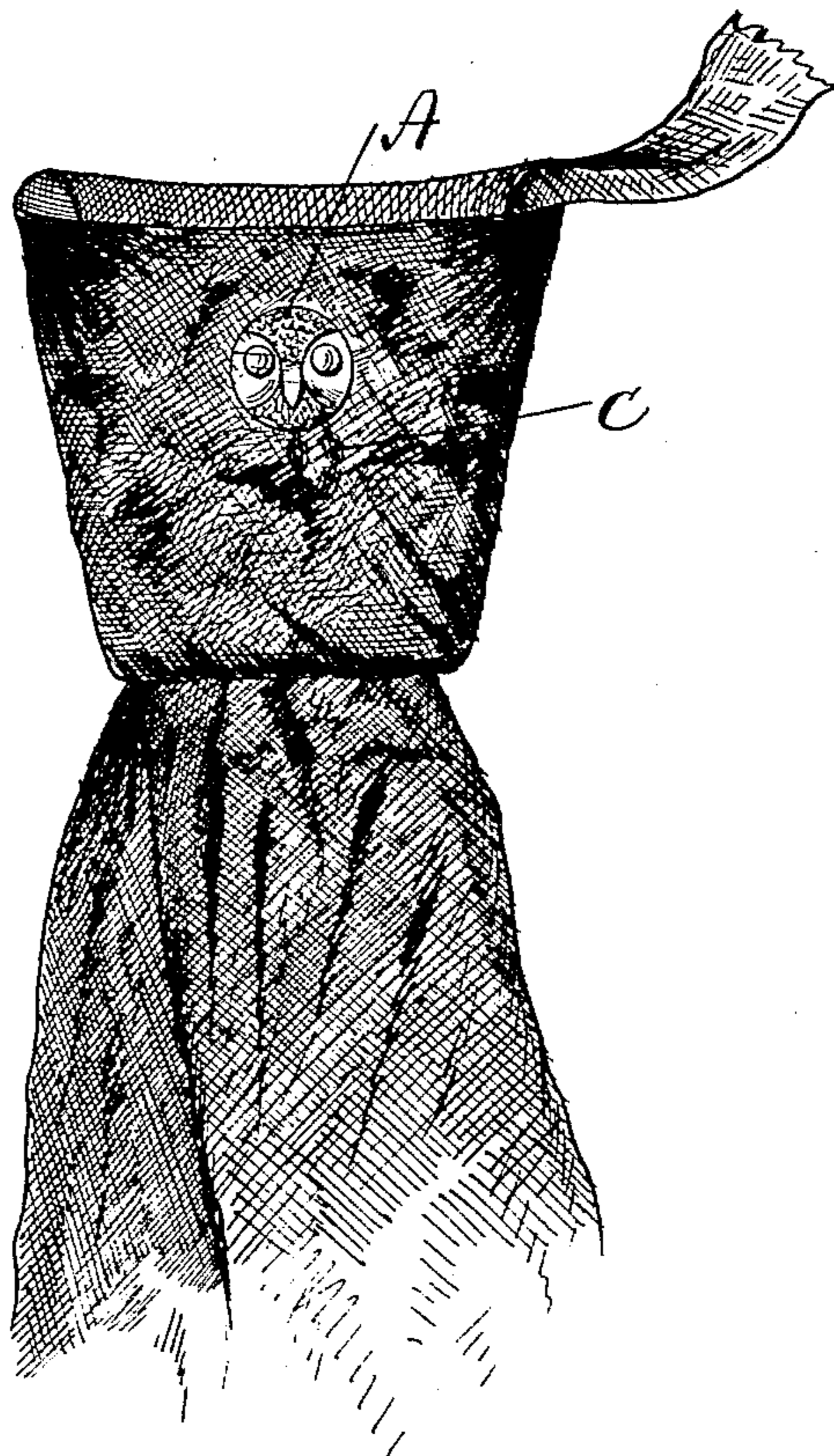
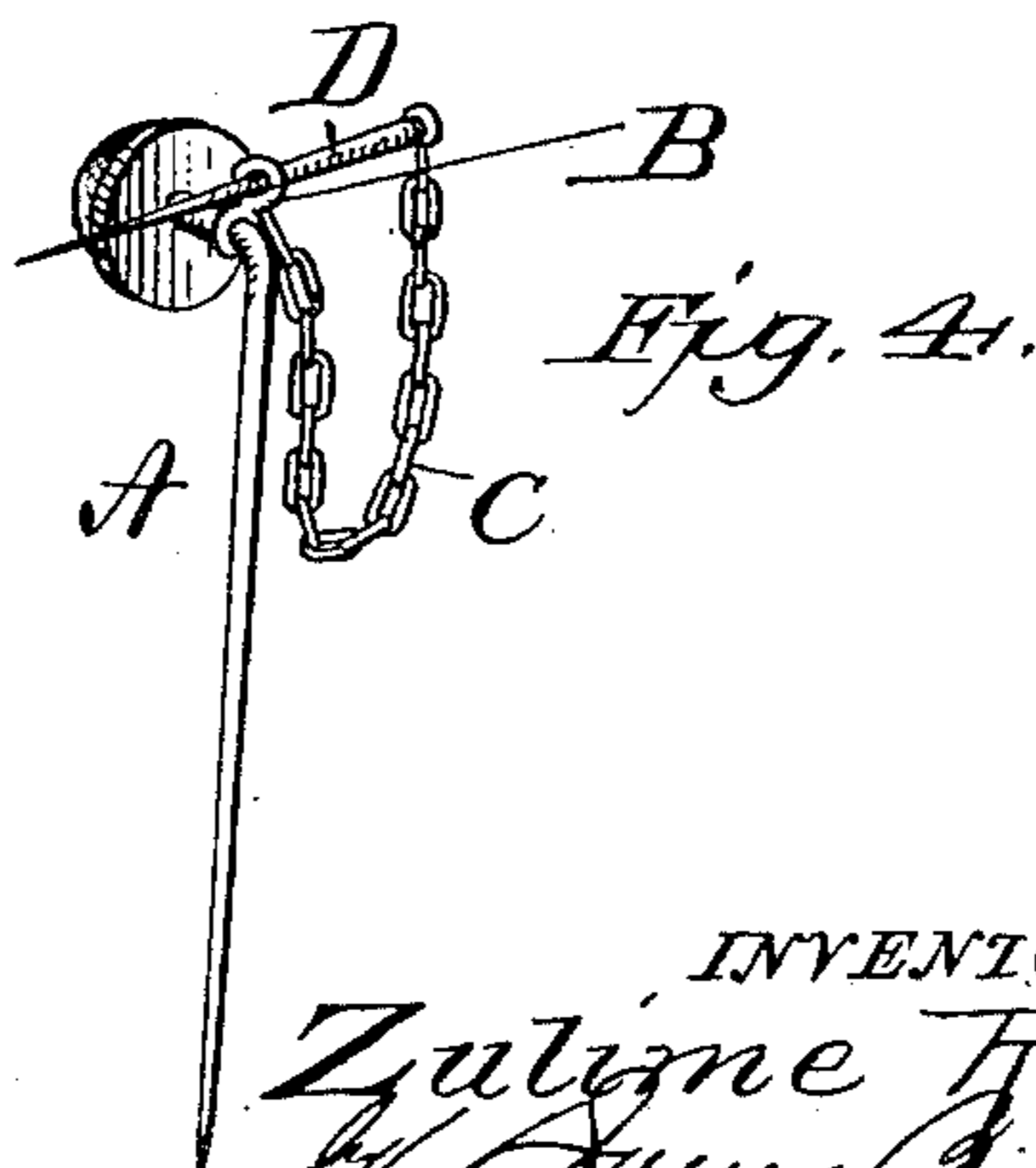
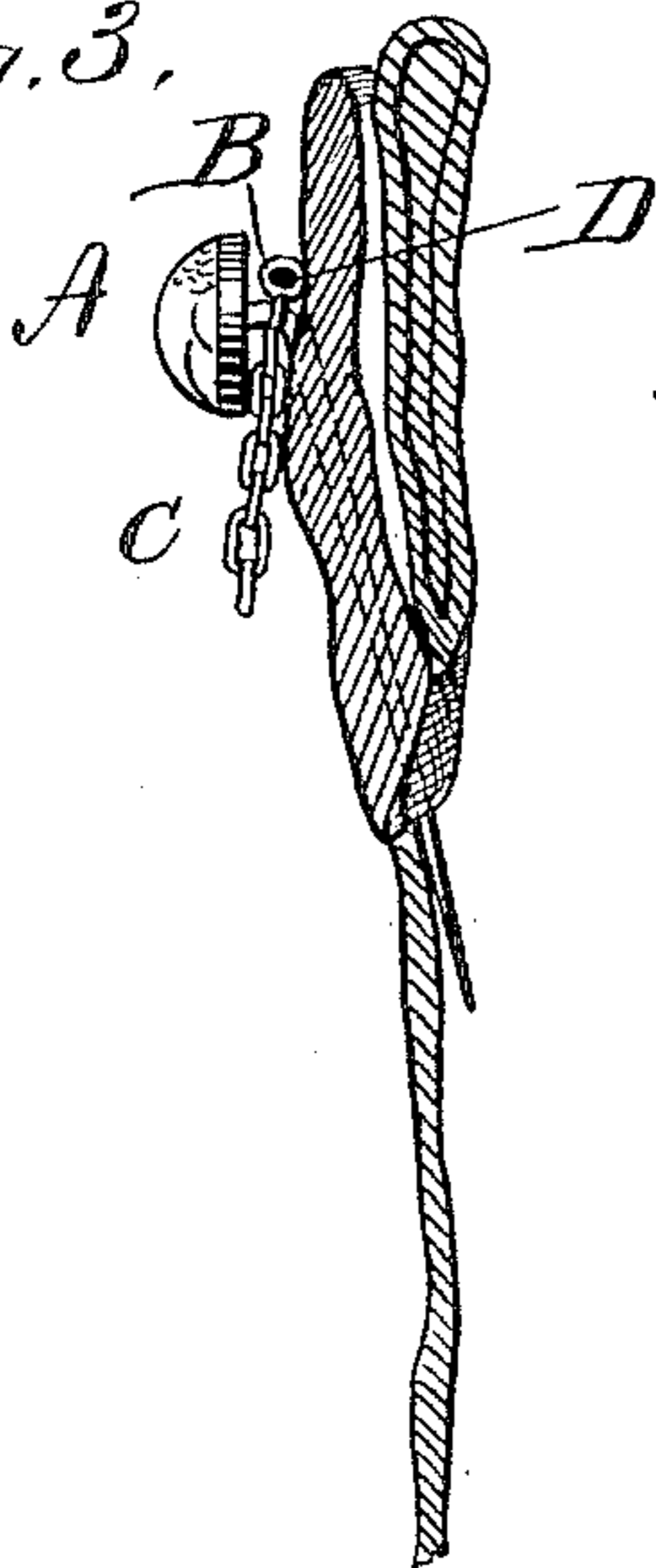


Fig. 3.



WITNESSES:
J. L. Curran
James Jones

INVENTOR:
Zulime Rabby,
Attorneys.

UNITED STATES PATENT OFFICE.

ZULIME RABBY, OF MOBILE, ALABAMA.

SCARF-PIN.

SPECIFICATION forming part of Letters Patent No. 454,380, dated June 16, 1891.

Application filed February 28, 1891. Serial No. 383,228. (No model.)

To all whom it may concern:

Be it known that I, ZULIME RABBY, a citizen of the United States, and a resident of Mobile, in the county of Mobile and State of Alabama, have invented certain new and useful Improvements in Scarf-Pins; and I do hereby declare that the following is a full, clear, and exact description of the invention, which will enable others skilled in the art to which it appertains to make and use the same, reference being had to the accompanying drawings, which form a part of this specification, and in which—

Figure 1 is a side view of my improved scarf-pin and safety attachment. Fig. 2 is a front view of the pin as it appears when fastened in the scarf. Fig. 3 is a sectional view through part of the scarf, illustrating the application of the safety attachment; and Fig. 4 illustrates the position of the safety attachment relative to the scarf-pin, which is in this case shown detached from the scarf.

Like letters of reference denote corresponding parts in all the figures.

This invention has relation to safety attachments for scarf-pins or devices whereby the pin may be attached to the neck tie or scarf in such a manner that it cannot become accidentally detached and get lost or be pulled out by persons contemplating robbery; and it consists in the peculiar construction of the pin itself and the combination with it of an auxiliary safety pin or fastening, substantially as will be hereinafter more fully described, and particularly pointed out in the claim.

In the accompanying drawings, the letter A designates an ornamental scarf-pin of any approved design. At the point where the stem of the pin is fastened to the back part of the ornamental head or setting is soldered a small ring or eye B in a plane at right angles to the head of the pin and projecting slightly rearwardly beyond the stem, as shown in Fig. 1. To this eye B is fastened one end of a fine chain C, to the other end of which is fastened a smaller pin D, which may or may not be of

ornamental design, the three parts A, C, and D being attached to one another permanently and forming the complete device in conjunction with the eye B, which forms an important part of the main pin or scarf-pin proper.

To use the safety device, the pin A is inserted into the scarf in the usual manner, with the eye B (which is concealed from view by the head of the pin) pressing against that part of the scarf which is just back of the head. The pin D is then inserted laterally through the scarf on one side of the pin A and approximately at right angles to it and in a line with the eye or ring B, through which pin D is also inserted, after which its free end, projecting on the other side of the scarf-pin, is again inserted into the scarf, as illustrated in Figs. 2 and 3 of the drawings. In this manner the ornamental pin A will be locked or held in place upon the scarf by the safety-pin D inserted through the eye B, which forms a part of the scarf-pin, so that the latter cannot possibly become disengaged from the scarf without first disengaging the pin D from its eye or ring B. This attachment adds very little to the cost of a fine pin, and the chain rather contributes to the ornamental appearance of the pin than otherwise.

Having thus described my invention, I claim and desire to secure by Letters Patent of the United States—

The combination of the pin A, having a fixed eye or ring B back of the ornamental head and at right angles thereto, chain C, and pin D, adapted to be inserted at right angles through the eye B and through the scarf, into which the scarf-pin is inserted, substantially as and for the purpose set forth.

In testimony that I claim the foregoing as my own I have hereunto affixed my signature in presence of two witnesses.

ZULIME RABBY.

Witnesses:

GEORGE WASHINGTON DUDLEY,
PAUL MINNIS.