

(No Model.)

E. C. HEMPEL.
CURRY COMB.

No. 454,269.

Patented June 16, 1891.

Fig. 1

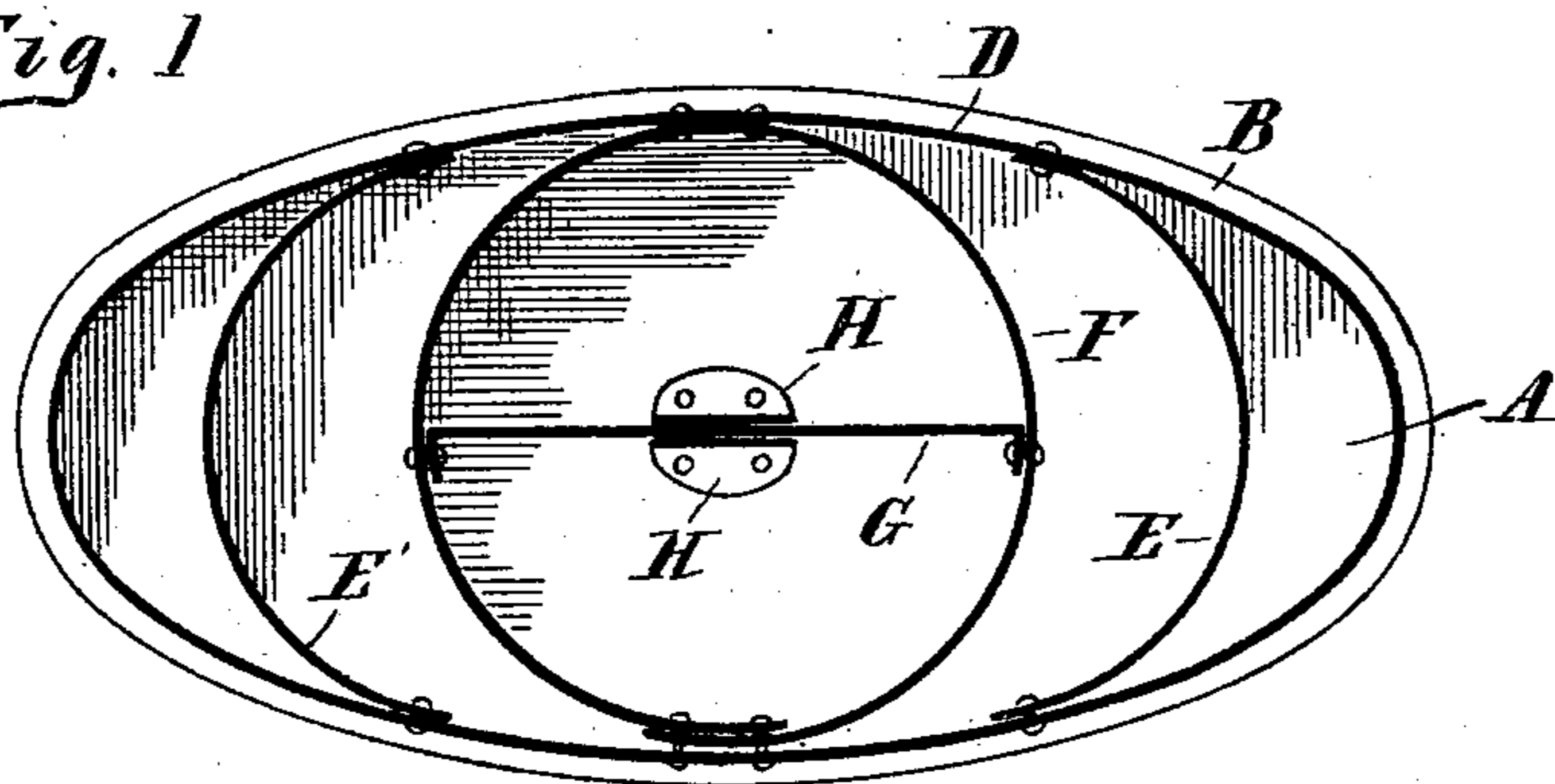


Fig. 3

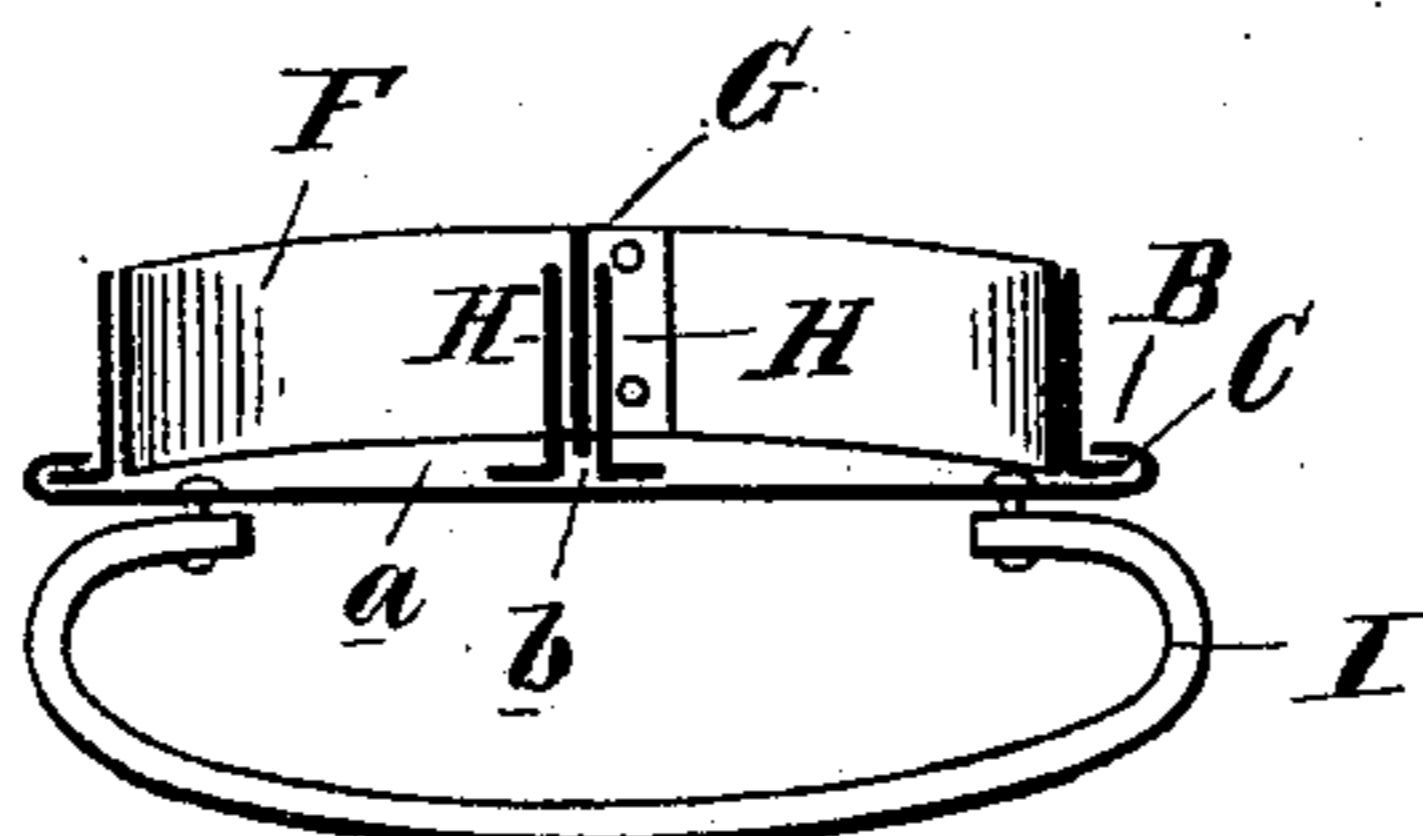
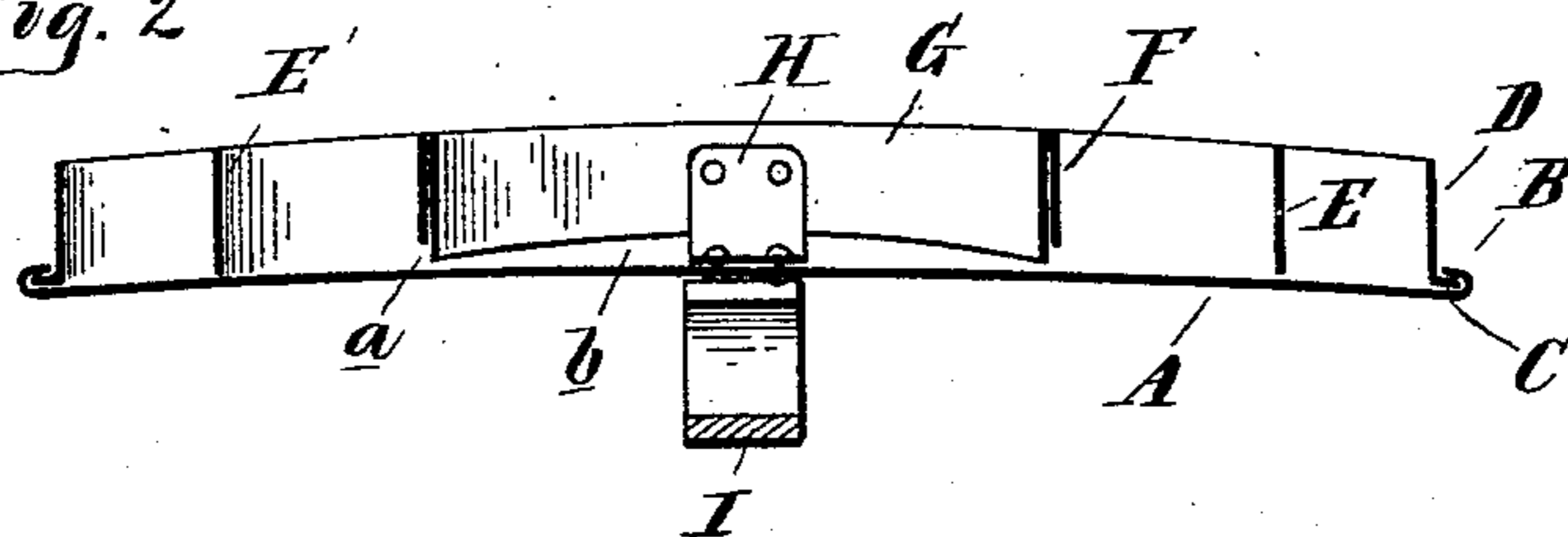


Fig. 2



Witnesses:
P. M. Hulbert
M. O'Dogherty

Inventor:
Edward C. Hempel
By *Thos. S. Sprague & Son*
Att'y.

UNITED STATES PATENT OFFICE.

EDWARD C. HEMPEL, OF DETROIT, MICHIGAN.

CURRY-COMB.

SPECIFICATION forming part of Letters Patent No. 454,269, dated June 16, 1891.

Application filed August 14, 1890. Serial No. 362,025. (No model.)

To all whom it may concern:

Be it known that I, EDWARD C. HEMPEL, a citizen of the United States, residing at Detroit, in the county of Wayne and State of Michigan, have invented certain new and useful Improvements in Curry-Combs, of which the following is a specification, reference being had therein to the accompanying drawings.

10 This invention relates to new and useful improvements in curry-combs; and the invention consists in the peculiar construction, arrangement, and combination of the parts whereby a rigid metallic comb is constructed, giving the greatest length of cleaning-edges, arranged to give the most efficient result, and whereby the device may be more readily cleaned, all as more fully hereinafter described.

20 In the accompanying drawings, Figure 1 is a plan view of my improved curry-comb. Fig. 2 is a vertical central longitudinal section thereof, and Fig. 3 is a vertical central cross-section.

25 A is the back, formed of sheet metal, slightly bent to give a convex upper face. The outer edge of this plate has formed upon it the flange B, beneath which is clamped the flange C upon the outer blade D. This blade D is

30 formed of a single strip of sheet metal, secured at the edge of the back, forming a blade of the same elliptical shape as the back itself. Within this outer blade are the semi-circular blades EE', having their ends secured

35 to the outer blade by rivets. Centrally of the back is secured a circular blade F, likewise secured at each side to the outer blade and stayed by the cross-stay G. This stay is secured at its ends to the blade F, and centrally secured by the clips H to the back.

40 The center blade F is cut away or raised at

its lower edge from the back, leaving the passage *a*, and the stay G is similarly raised, forming the passage *b*, through which the dust can freely pass. I is a suitable handle secured to the back. The effect of securing these plates upon the convex surface of the back is to give a convex plane to the edges of the blades.

In using a curry-comb the movement of the hand carries the brush through an arc of a circle, and by curving the blades as I do, no matter what line they are moved on, there is a cleaning-blade presented at right angles to the line of movement. The inner blades, being at the highest point on the back, do most of the work, and the dust collecting there can be cleaned out with little trouble, there being no corners for it to lodge in.

What I claim as my invention is—

1. A curry-comb consisting of a convexed back having a flange on the outer edge, a blade on the outer edge of the back secured thereto by the flange, semi-elliptical blades secured to the outer blade at opposite ends of the comb, and a circular central blade secured to the outer blade above the back, thereby forming a space between the same and back, substantially as described.

2. A curry-comb having a back, a vertical blade secured to the outer edge thereof, a circular central blade having a cut-away under edge, and a cross-stay rigidly secured to the back and the circular blade and having a cut-away under edge, substantially as described.

In testimony whereof I affix my signature in presence of two witnesses.

EDWARD C. HEMPEL.

Witnesses:

M. B. O'DOHERTY,
P. M. HULBERT.