

(No Model.)

2 Sheets—Sheet 1.

C. R. WHITE.
FISH BASKET.

No. 454,241.

Patented June 16, 1891.

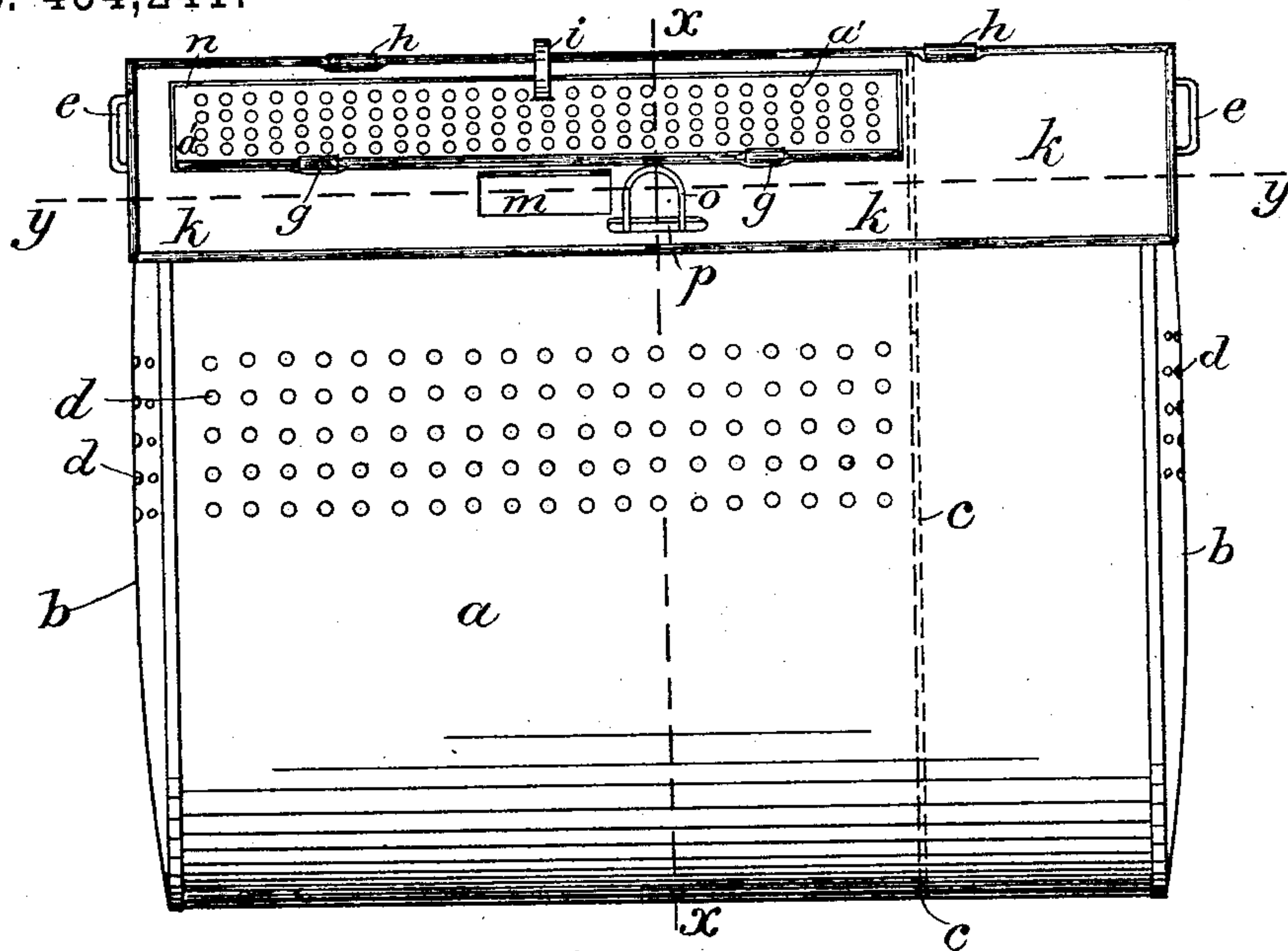


Fig. 1.

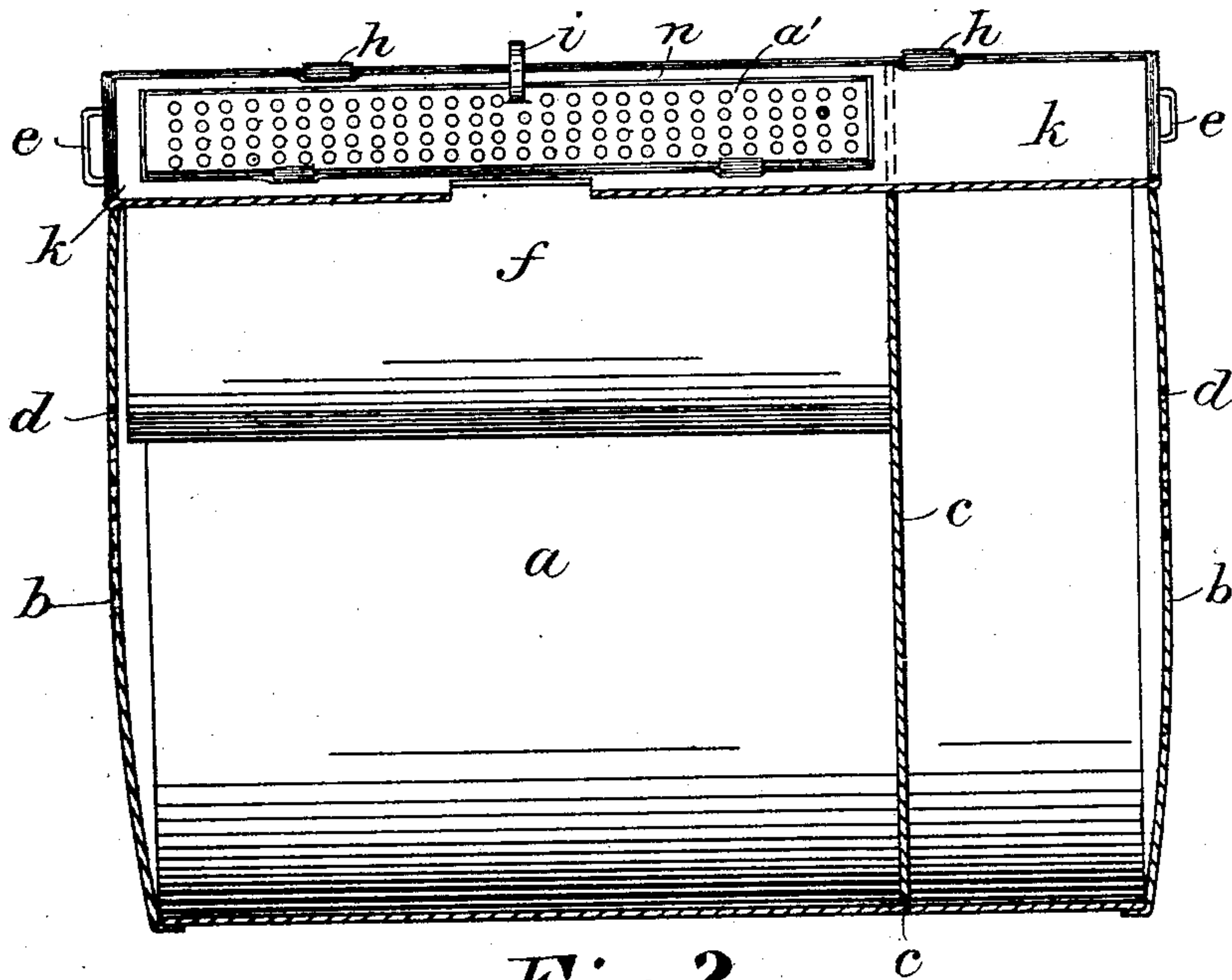


Fig. 2.

Witnesses

John H. Arnold
John H. Arnold

Inventor
Charles R. White

BY *J. E. Bird* ATTORNEY

(No Model.)

2 Sheets—Sheet 2.

C. R. WHITE.
FISH BASKET.

No. 454,241.

Patented June 16, 1891.

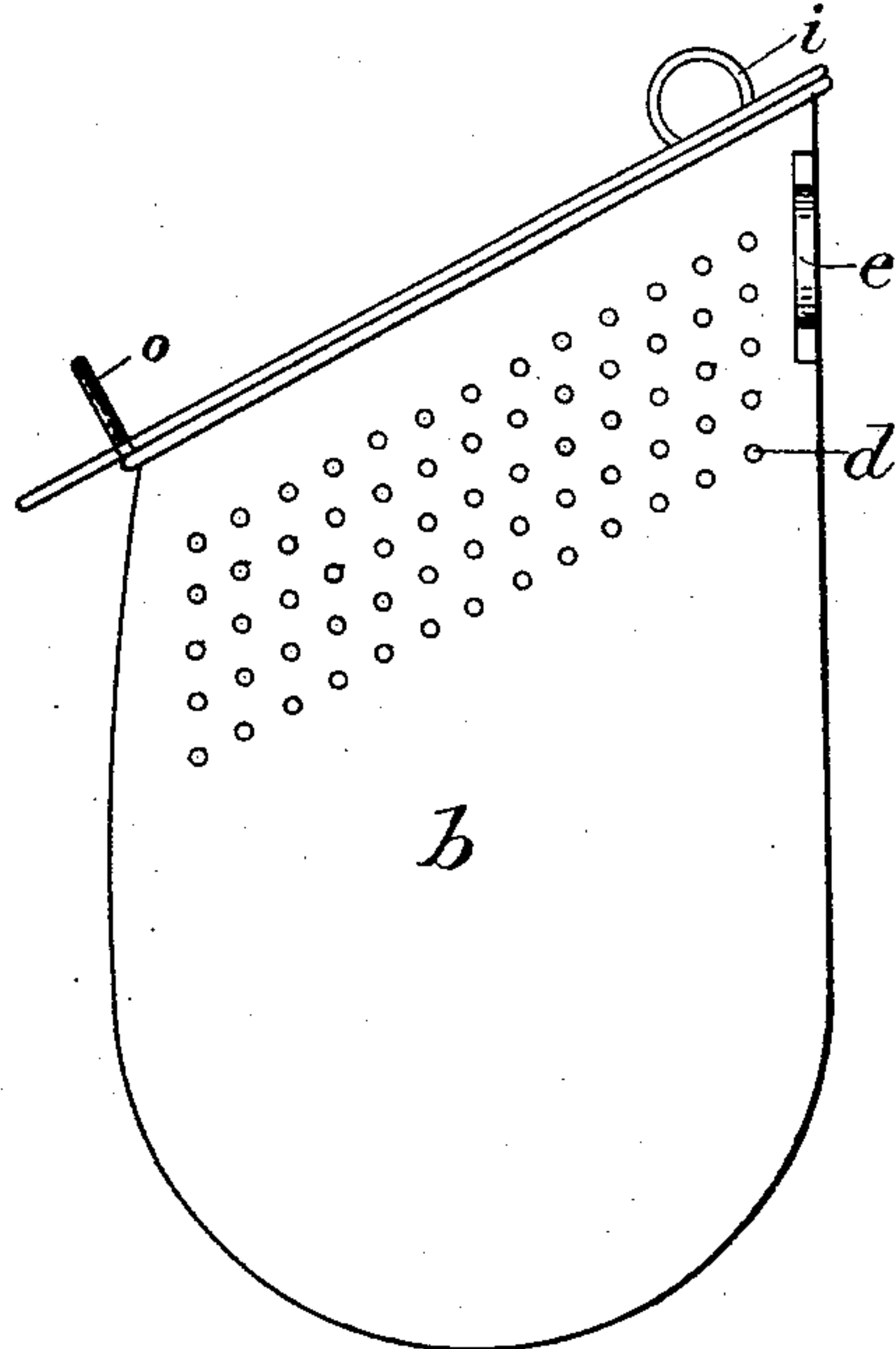


Fig. 3.

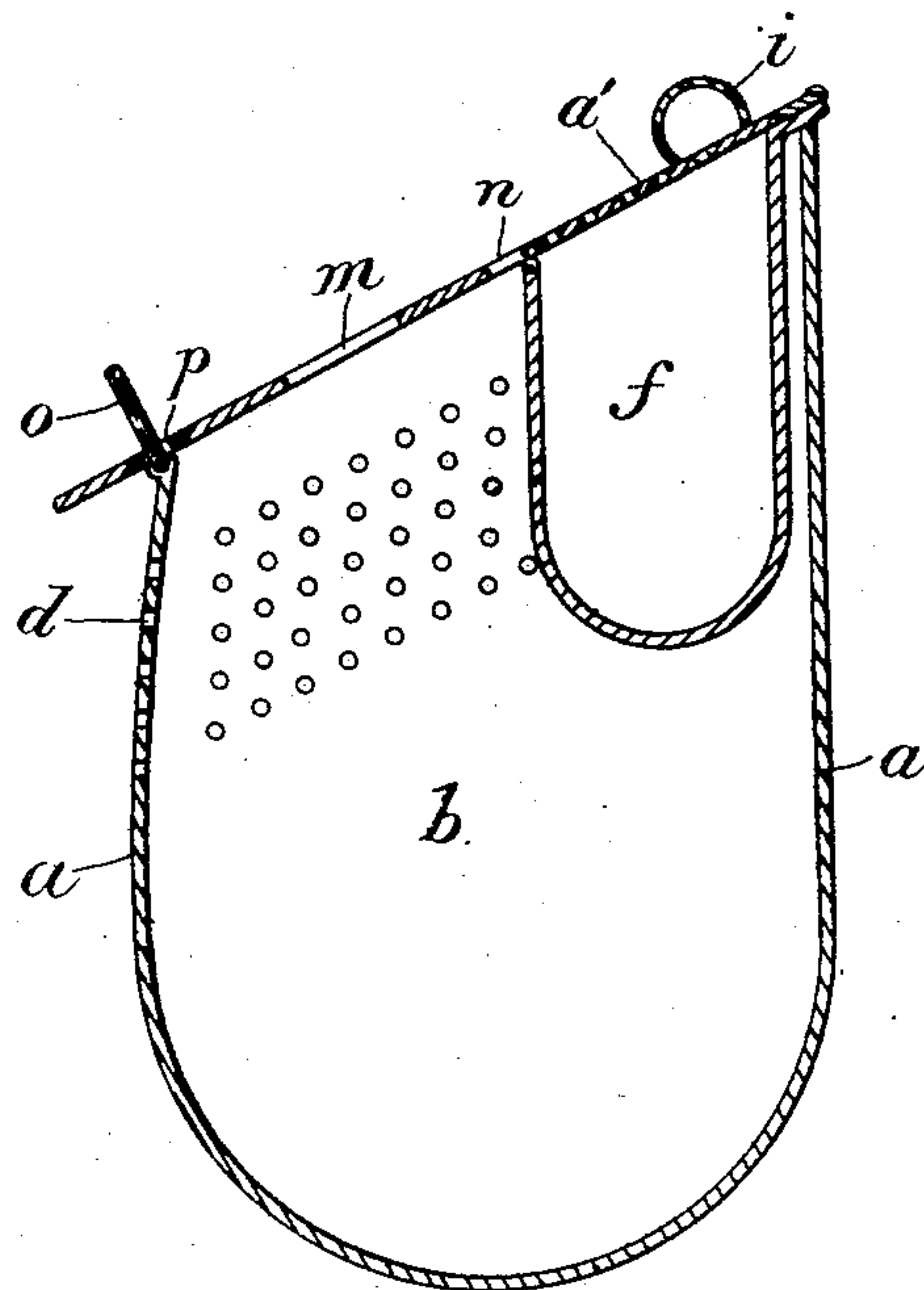


Fig. 4.

Witnesses
Charles R. White
Geo. N. Fernald

Inventor
Charles R. White
BY *H. B. Pond* ATTORNEY

UNITED STATES PATENT OFFICE.

CHARLES R. WHITE, OF PORTLAND, MAINE, ASSIGNOR OF ONE-HALF TO
IRA CROCKER, OF SAME PLACE.

FISH-BASKET.

SPECIFICATION forming part of Letters Patent No. 454,241, dated June 16, 1891.

Application filed March 9, 1891. Serial No. 384,302. (No model.)

To all whom it may concern:

Be it known that I, CHARLES R. WHITE, a citizen of the United States, residing at Portland, in the county of Cumberland and State of Maine, have invented certain new and useful Improvements in Fish-Baskets; and I do hereby declare that the following is a full, clear, and exact description of the invention, which will enable others skilled in the art to which it appertains to make and use the same.

My invention relates to creels for carrying fish, and is an improvement upon the fish-baskets hitherto used by sportsmen.

It consists in an improved construction of the walls of the basket, and such an interior arrangement as to provide for the safe and convenient carriage in the same creel or basket of other articles.

In the drawings, Figure 1 is a front elevation; Fig. 2, a longitudinal section on the line *y y* of Fig. 1. Fig. 3 is an end view, and Fig. 4 a transverse section on the line *xx* of Fig. 1.

The walls of the creel or basket (*a a* representing the front, bottom, and back, and *b b* the ends) are made of metal, preferably of sheet-iron or tin, which may be painted, lacquered, or japanned on the outside to prevent rusting. The front, bottom, and back *a a* may be made in one sheet and the ends *b b* soldered to the edges, the seams being upon the outside to insure greater smoothness within.

In external shape the creel resembles the basket now in use, the bottom being rounded and the walls and ends substantially perpendicular. Both the ends *b b* are perforated with holes *d d*, as seen in Fig. 3, and at the upper end near the back may be provided with loops or eyelets *e e* for the attachment of straps. The front may be perforated in like manner. (See Fig. 1.) The interior is divided into two compartments by a partition of tin or sheet metal *c*, making a water-tight union with the wall *a*. Within the creel or, when divided as aforesaid, within the larger compartment, preferably at the top, at the back is fixed a receptacle or box *f*, the walls and ends of which latter (of tin or similar material) are attached to the walls and ends of the compartment. The top of the box *f* is

provided with a cover *a'*, perforated and of material similar to that of the box, which is united to the front wall of the receptacle or box *f* by hinges *g g*. It may be furnished with a ring *i* or other means convenient for opening. The top of the whole creel is provided with a cover *k*, united with the rear wall *a* by hinges *h h*. This cover *k* has two slots or openings *m* and *n*, the former located centrally over the larger compartment of the basket, the other *n* being directly over and slightly larger than the cover *i* of the box *f*.

Various devices may be used for securing the cover *k*. I have made use of a staple *o*, fixed to the front wall *a* and passing upward through a small slot *p* in the cover *k*.

The convenience and advantages of this creel are readily seen. The bait or flies are placed in the box *f*, the lunch and other supplies so essential and grateful to fishermen are placed in the compartment at the right of the partition *c*, while the fish as caught are dropped in the usual manner through the opening *m*. The creel-cover *k* may be raised without exposing the contents of the box *f*, and the latter may be inclosed without opening the cover *k*. The different compartments and the box being, by reason of the material used and the manner of construction, without communication one with the other, the respective contents are unaffected by those of the neighboring compartments. Thorough ventilation is secured by means of the perforations.

Constructed as described no difficulty can be experienced, as with the baskets now in use, in keeping the creel or basket perfectly clean and inodorous, it being a most serious objection to the use of the present form of basket that it is impossible to keep it clean and sweet even with the greatest care and much frequent washing.

What I claim is—

1. A fisherman's creel having at the top and within a receptacle or box separate from the rest of the interior and provided with a cover, in combination with a creel-cover having the usual opening and also an opening directly above and slightly larger than the cover of the box, substantially as described.

2. A fisherman's creel divided into two com-

partments, with a receptacle in and at the top of one of the compartments, distinct therefrom, having a cover independent of the cover of the creel, which latter is provided with an
5 opening for the admission of fish and an opening directly above and slightly larger than the cover of said receptacle, substantially as described.

3. The combination of the wall *a*, the ends *b*
10 *b*, perforated as described, the cover *k*, with its openings *m* and *n*, and the receptacle *f*, with its cover *a'*, which receptacle is located within and at the top of the creel and within or slightly beneath the opening *n*, substantially
15 as described.

4. The combination of the wall *a*, the ends *b b*, perforated as described, the partition *c*, the cover *k*, having the openings *m* and *n*, and the receptacle *f*, with its cover *a'*, which receptacle is located within and at the top of
20 the creel and within or slightly beneath the opening *n*, substantially as described.

In testimony that I claim the foregoing as my invention I have hereunto set my hand this 7th day of March, A. D. 1891.

CHARLES R. WHITE.

In presence of—
GEO. E. BIRD,
IRA CROCKER.