

(No Model.)

2 Sheets—Sheet 1.

J. G. WILSON.
CHAIR.

No. 454,100.

Patented June 16, 1891.

Fig. 1.

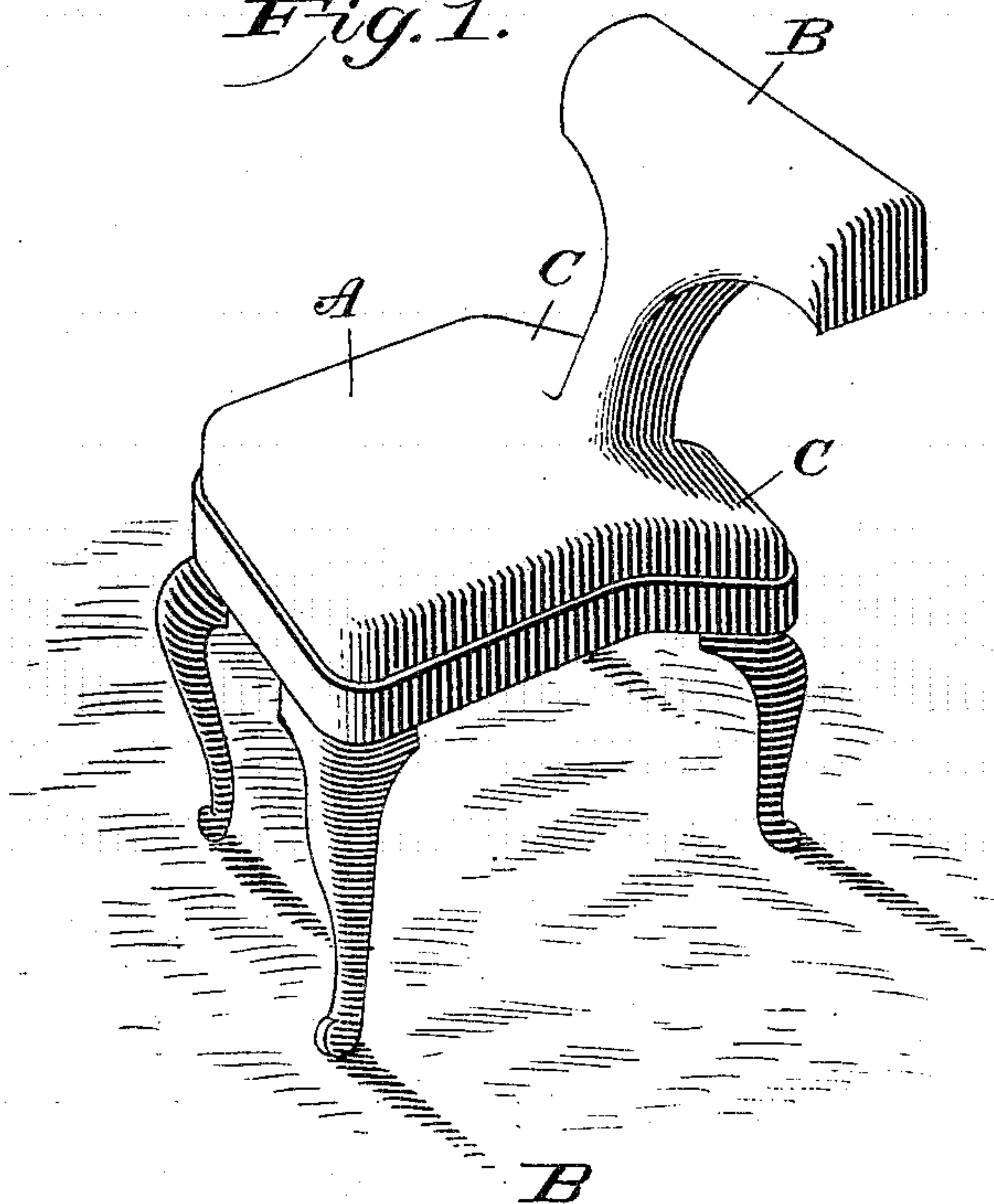
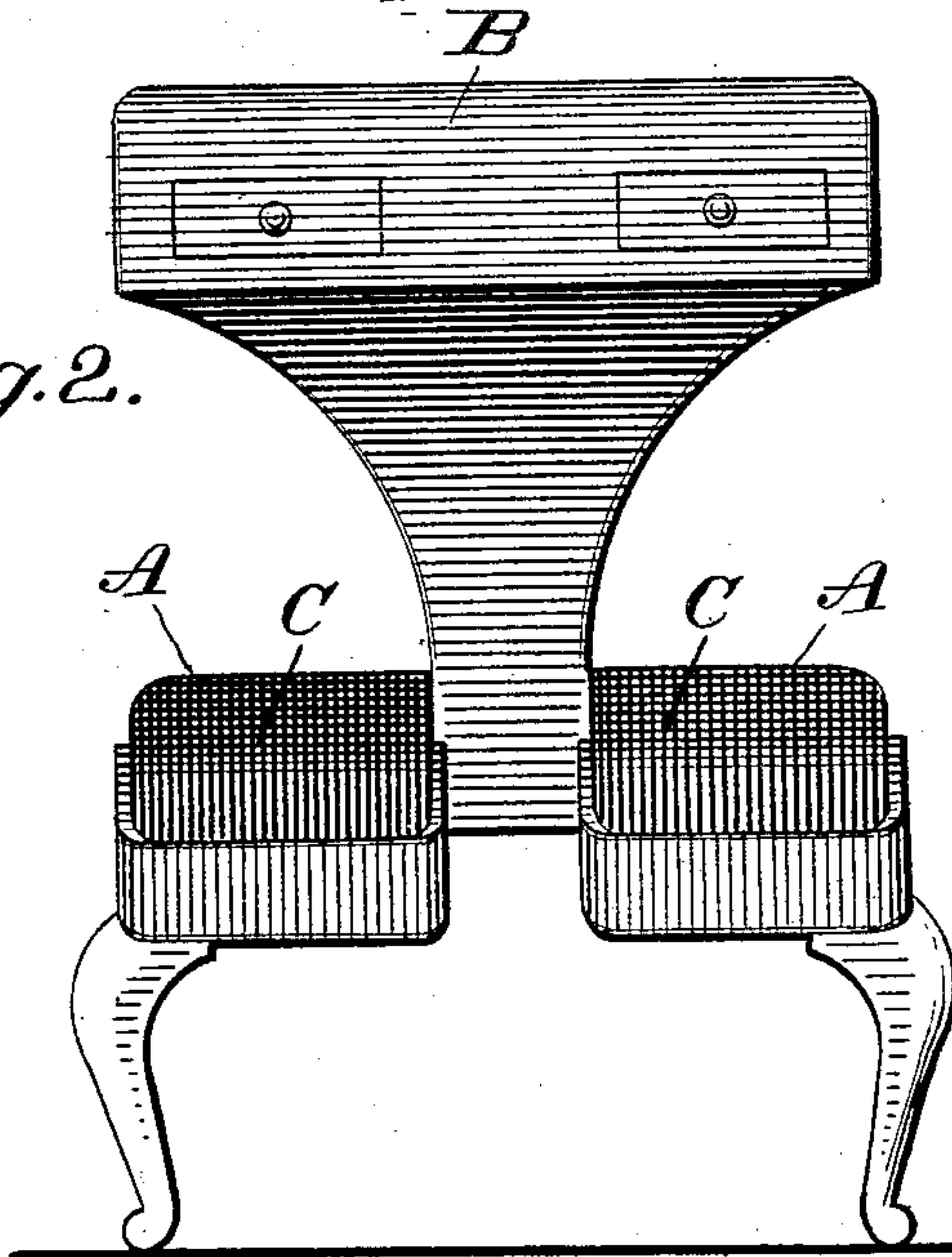


Fig. 2.



WITNESSES:

J. F. Finch.
S. Williamson

INVENTOR

Jas. G. Wilson

BY

T. W. Smith Jr.

ATTORNEY

(No Model.)

2 Sheets—Sheet 2.

J. G. WILSON.
CHAIR.

No. 454,100.

Patented June 16, 1891.

Fig. 3.

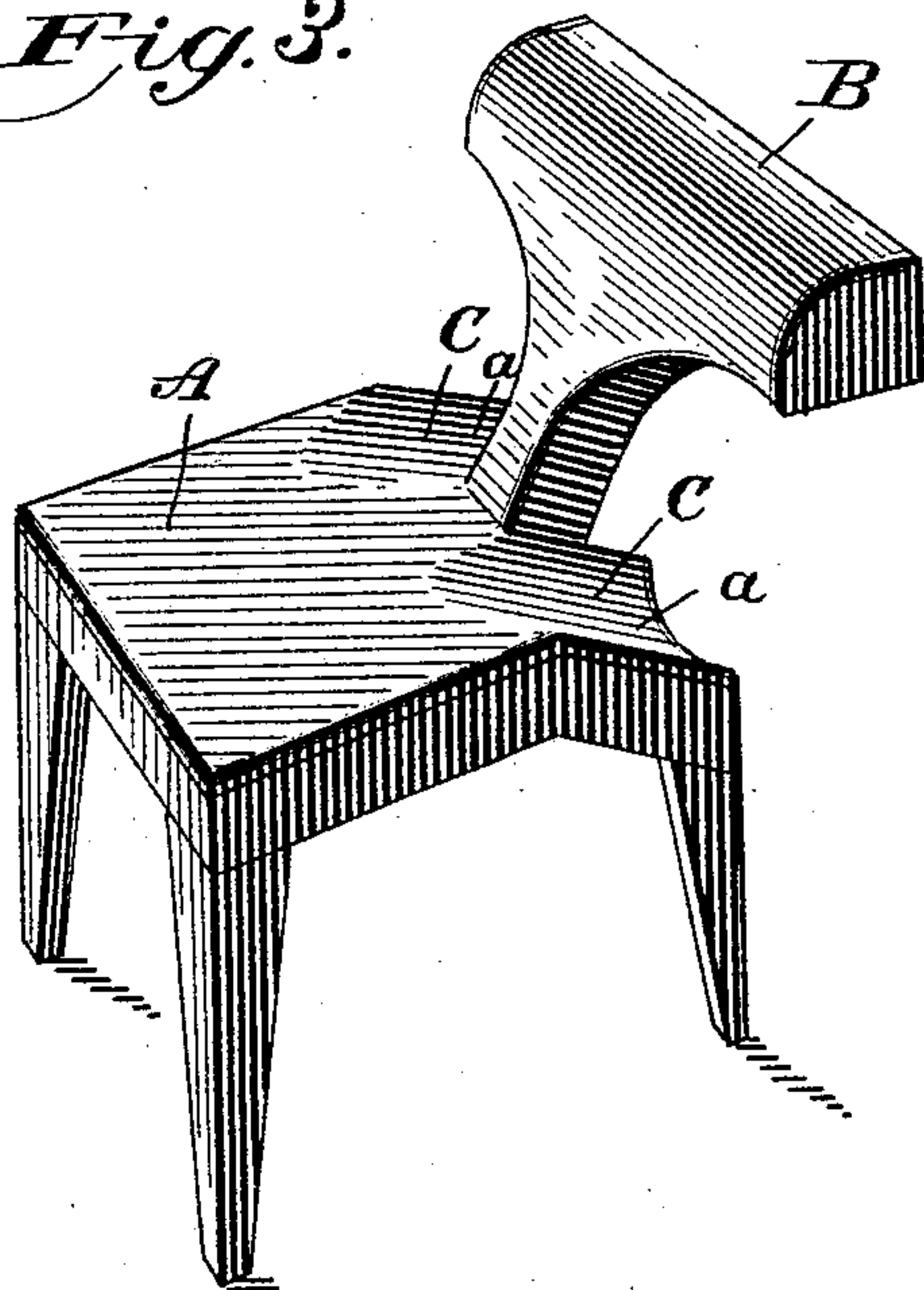
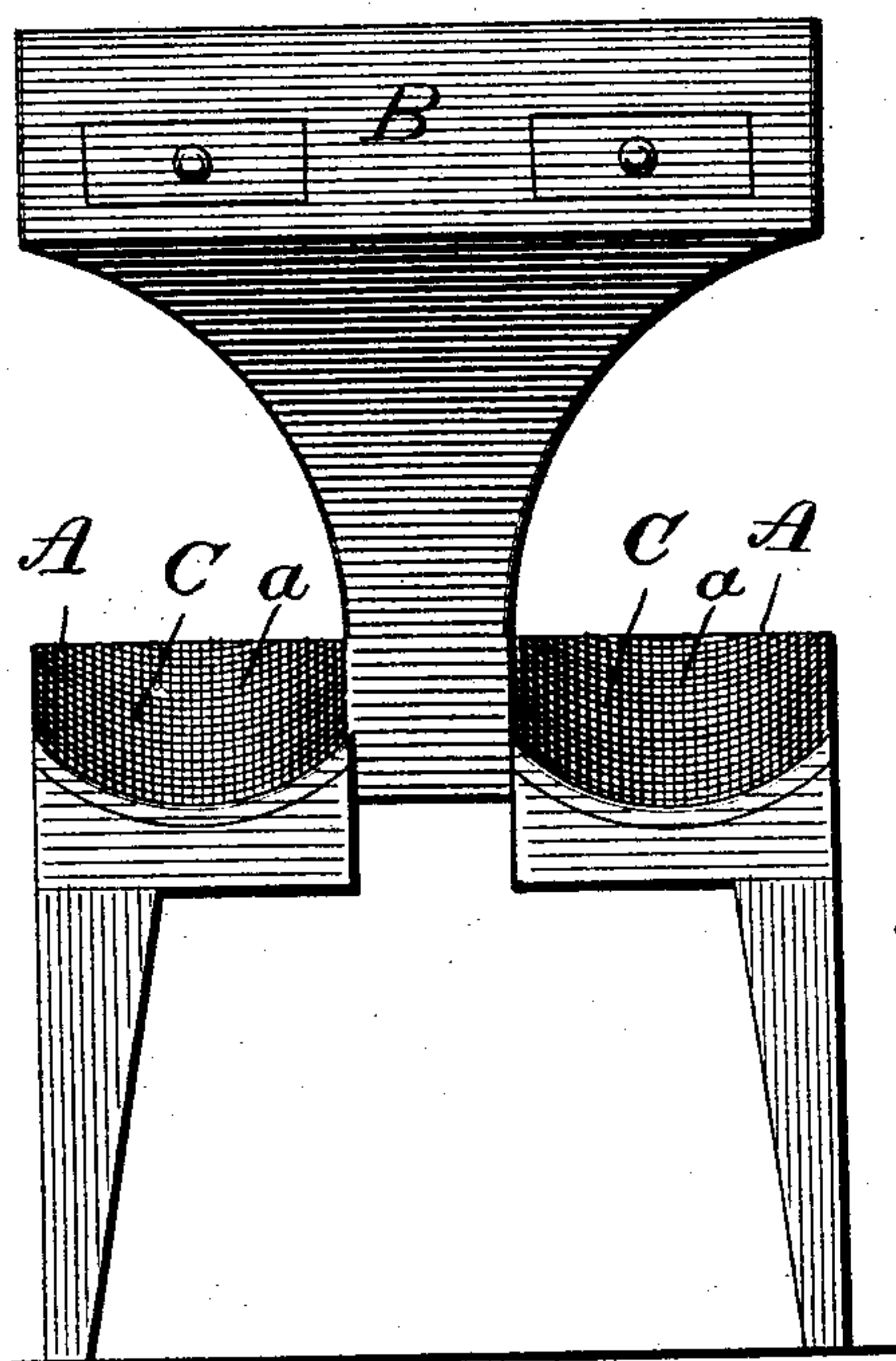


Fig. 4.



WITNESSES:

J. F. Hinch,
S. Williamson.

INVENTOR

Jack. Wilson

BY

F. W. Smith Jr.

ATTORNEY

UNITED STATES PATENT OFFICE.

JAMES G. WILSON, OF NEW YORK, N. Y.

CHAIR.

SPECIFICATION forming part of Letters Patent No. 454,100, dated June 16, 1891.

Application filed October 23, 1890. Serial No. 369,038. (No model.)

To all whom it may concern:

Be it known that I, JAMES G. WILSON, a subject of the Queen of Great Britain, residing at New York, in the county of New York and State of New York, have invented certain new and useful Improvements in Chairs; and I do hereby declare the following to be a full, clear, and exact description of the invention, such as will enable others skilled in the art to which it appertains to make and use the same.

My invention has reference to chairs, but particularly refers to the construction of a chair suitable for use by gentlemen.

The object of my invention is to provide a chair upon which a man may sit astride, and which shall afford a convenient support for the thighs and legs, as well as a rest for the elbows, and also form a comfortable seat when used in the customary manner.

In the accompanying drawings, Figure 1 is a perspective of an upholstered chair constructed in accordance with my invention; Fig. 2, a rear elevation of my newly-invented chair; Fig. 3, a perspective showing a plain chair, with no upholstering, made in accordance with my invention, the supports for the thighs being concave in cross-section. Fig. 4 is a rear view of the chair shown at Fig. 3.

Similar letters denote like parts in the several figures of the drawings.

A is the chair-seat, and B the elbow-rest, rising at the rear of said seat. On each side of the rest B are supports C for the legs and thighs, which supports are declined from the horizontal plane of the seat A, and are preferably made integral with the latter. The

supports are declined to afford a comfortable rest for the thighs and legs; but this is not absolutely essential, since in an upholstered chair such supports may be horizontal and the thighs and legs will thereby be supported with comfort and ease.

The rest B may contain drawers, if desired, which may be used as receptacles for cigars, cards, or other articles.

A person using my improved chair will sit facing the rest with his thighs supported on the declined supports C, although said rest can serve as a back if the sitter faces in the opposite direction.

When my improved chair is upholstered, the general appearance of the supports C will be as shown in Figs. 1 and 2; but in making a plain wooden chair with no upholstering I would form concavities *a* in said supports, as shown in Figs. 3 and 4, in order that the latter might comfortably conform to that part of the body resting therein.

I claim—

As a new article of manufacture, a chair having a seat, an elbow-rest rising from the rear of said seat, said rest having a narrow base and a laterally-extending upper portion, and rearward extensions of the seat at each side of said base, substantially as shown and set forth.

In testimony whereof I affix my signature in presence of two witnesses.

JAMES G. WILSON.

Witnesses:

WILLIAM A. ROEDEL,
W. A. MATTHEWS.