

(No Model.)

E. C. PFEIFFER.
PEN EXTRACTOR.

No. 454,064.

Patented June 16, 1891.

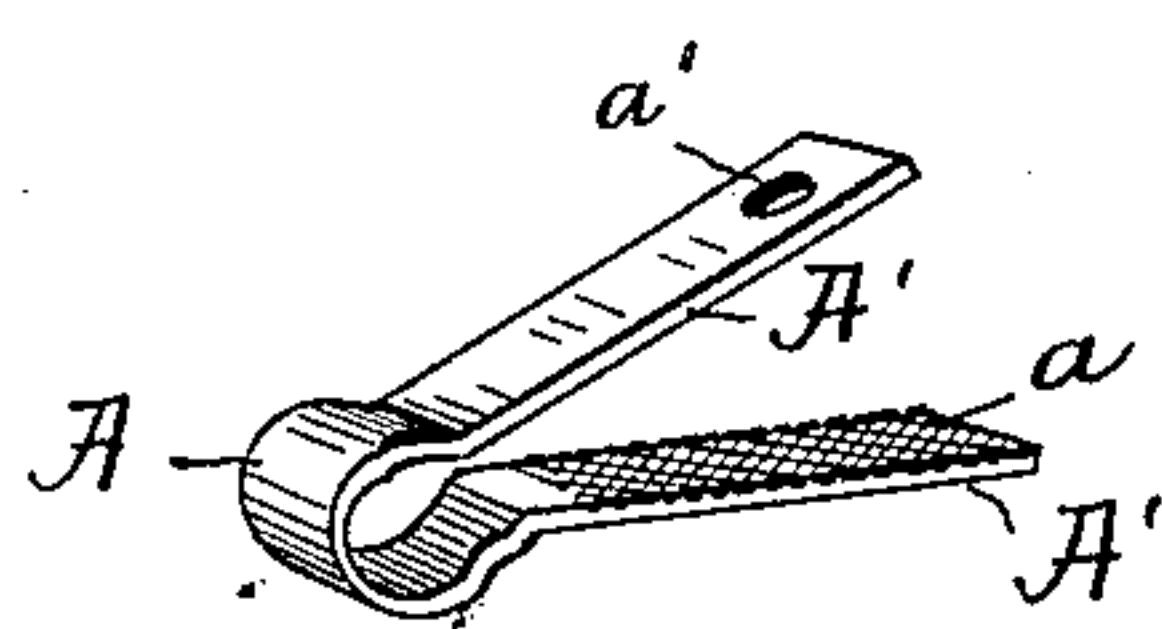


Fig. 1.

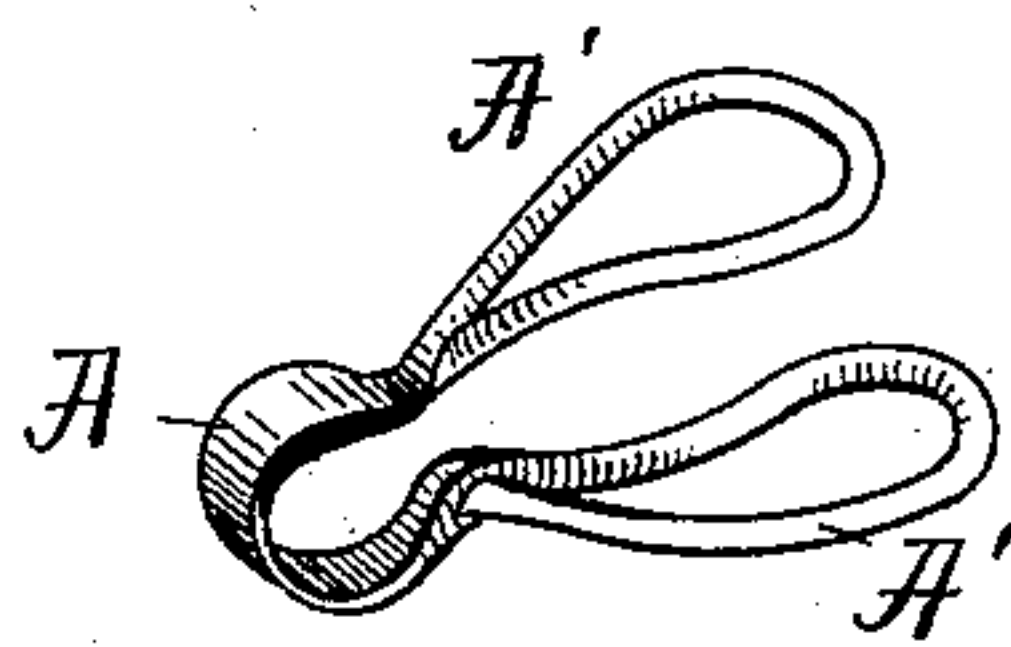


Fig. 2.

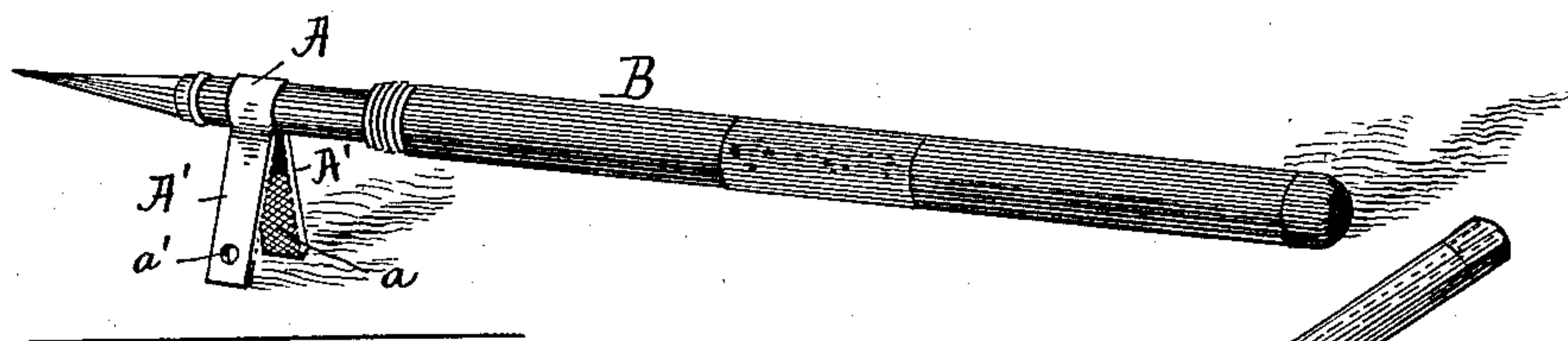


Fig. 3.

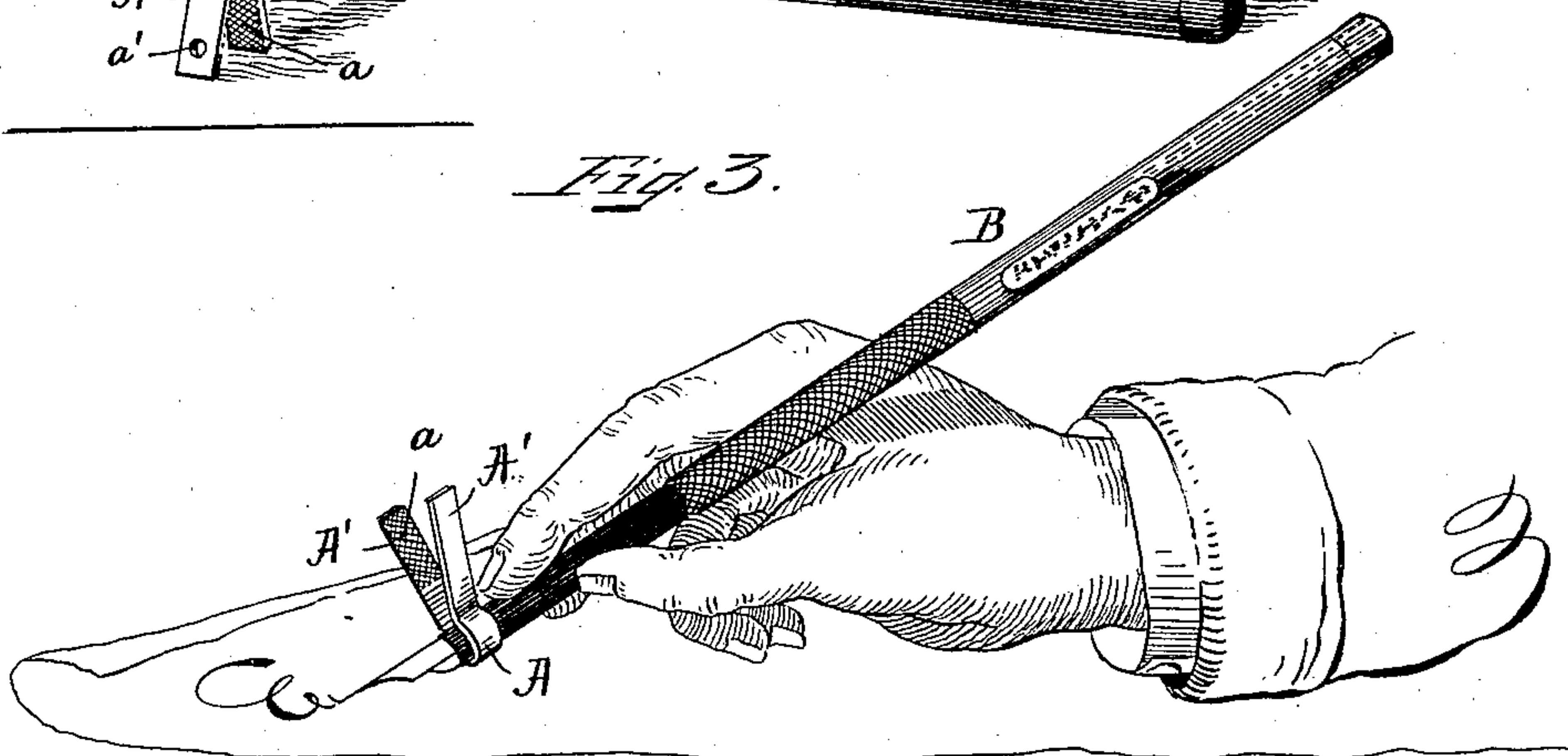


Fig. 4.

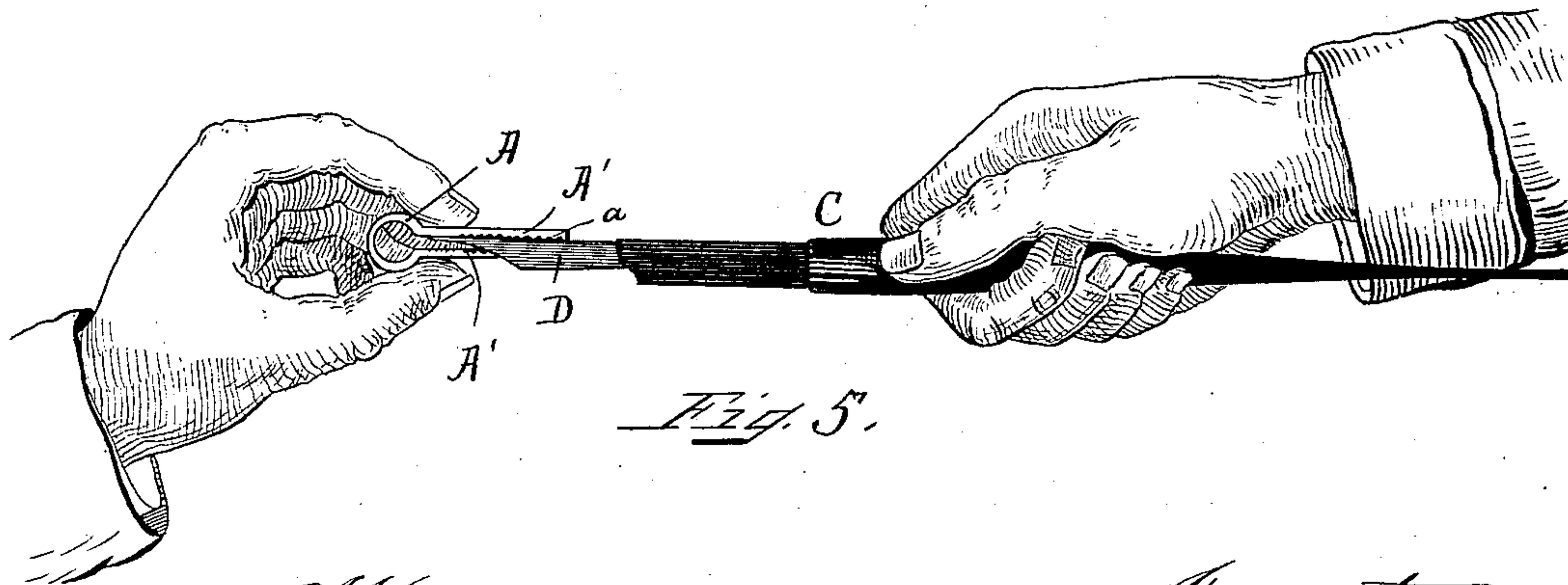


Fig. 5.

Witnesses:
Chas. L. Abbott
Chas. B. Brooks

Inventor:
Emil Charles Pfeiffer.
by Alban Andrieu atty

UNITED STATES PATENT OFFICE.

EMIL CHARLES PFEIFFER, OF CAMBRIDGE, MASSACHUSETTS.

PEN-EXTRACTOR.

SPECIFICATION forming part of Letters Patent No. 454,064, dated June 16, 1891.

Application filed September 25, 1890. Serial No. 366,059. (No model.)

To all whom it may concern:

Be it known that I, EMIL CHARLES PFEIFFER, a citizen of the United States, and a resident of Cambridge, in the county of Middlesex and State of Massachusetts, have invented new and useful Improvements in Pen-Extractors, of which the following, taken in connection with the accompanying drawings, is a specification.

This invention relates to improvements in pen-extractors, particularly designed for the purpose of untwisting sections of stylographic or fountain pens when it is desired to refill or clean the same. The pen-extractor may be temporarily attached to the pen-holder near the pen-holding section, and in such a position it will admirably serve as a finger-guard during the use of the stylographic or fountain pen, and when not in use the latter may be laid in an inclined position on a desk or table to prevent the flow of the ink, the pen-extractor in such a case serving as a bracket or pen-rest for the pen-holder. The pen-extractor may also be used conveniently for the purpose of holding a section under a faucet for cleaning such section without getting the fingers inky, and it may also be used for the purpose of grasping and pulling out common writing-pens from ordinary pen-holders, as will hereinafter be more fully shown and described, reference being had to the accompanying drawings, wherein—

Figure 1 represents a perspective view of the improved pen-extractor, and Fig. 2 represents a modified form of the same. Fig. 3 represents the improved pen-extractor in use on a stylographic or other pen holder as a pen-rest, and Fig. 4 represents it in position as a finger-guard. Fig. 5 represents the jaws as clamped against opposite sides of a common writing-pen for the purpose of pulling it out from an ordinary pen-holder.

Similar letters refer to similar parts wherever they occur on the different parts of the drawings.

The improved pen-extractor is made of spring metal, and is composed of an eye portion A, terminating as expansive clamping-jaws A' A', as shown in the drawings. It may be made of flat spring metal, as represented in Figs. 1, 3, 4, and 5, or the clamping-jaws may be made skeleton fashion, as shown in Fig. 2, without departing from the essence of my invention.

In Figs. 3 and 4, B represents a stylographic or fountain pen holder, and in Fig. 5 C represents a common pen-holder with its ordinary pen D.

In practice I prefer to make the interior faces of the jaws A' A' serrated or roughened, as shown at *a a*, for the purpose of grasping ordinary pens while removing such from a pen-holder, as is represented in Fig. 5. If it is desired to remove a section of the stylographic or fountain pen, it is only necessary to slip the eye A over and around such section, and closing said eye around the section simply by compressing the jaws A' A', and by holding the pen-extractor in such compressed position with one hand and the main portion of the pen-holder in the other it will be readily seen that the sections can easily be separated or unscrewed from each other without getting the fingers inky. After the pen-holding section has been removed from the main section or fountain the section held by the pen-extractor can easily be placed below a faucet for the purpose of cleaning it without getting ink on the fingers.

If so desired, the pen-extractor may be kept on the pen-holder, when the latter is used, for the purpose of serving as a finger-guard, as shown in Fig. 4, or as a pen-rest when the pen-holder is placed on a desk or table, as shown in Fig. 3.

For the convenience of carrying the pen-extractor on a watch-chain or key-ring, one of its jaws may be provided with a perforation *a'*, as shown in Figs. 1 and 3.

Having thus fully described the nature, construction, and operation of my invention, I wish to secure by Letters Patent, and claim—

In combination with a stylographic or fountain pen, a pen-extractor and finger-guard combined, composed of an expansive eye adapted to be secured to one of the sections and having jaws or projections adapted to serve as a finger-guard, substantially as and for the purpose set forth.

In testimony whereof I have signed my name to this specification, in the presence of two subscribing witnesses, on this 23d day of September, A. D. 1890.

EMIL CHARLES PFEIFFER.

Witnesses:

ALBAN ANDRÉN,
CHAS. B. BROOKS.