

(No Model.)

H. C. GOODRICH.
SCHOOL SLATE.

No. 453,971.

Patented June 9, 1891.

Fig. 1.




Fig. 2.

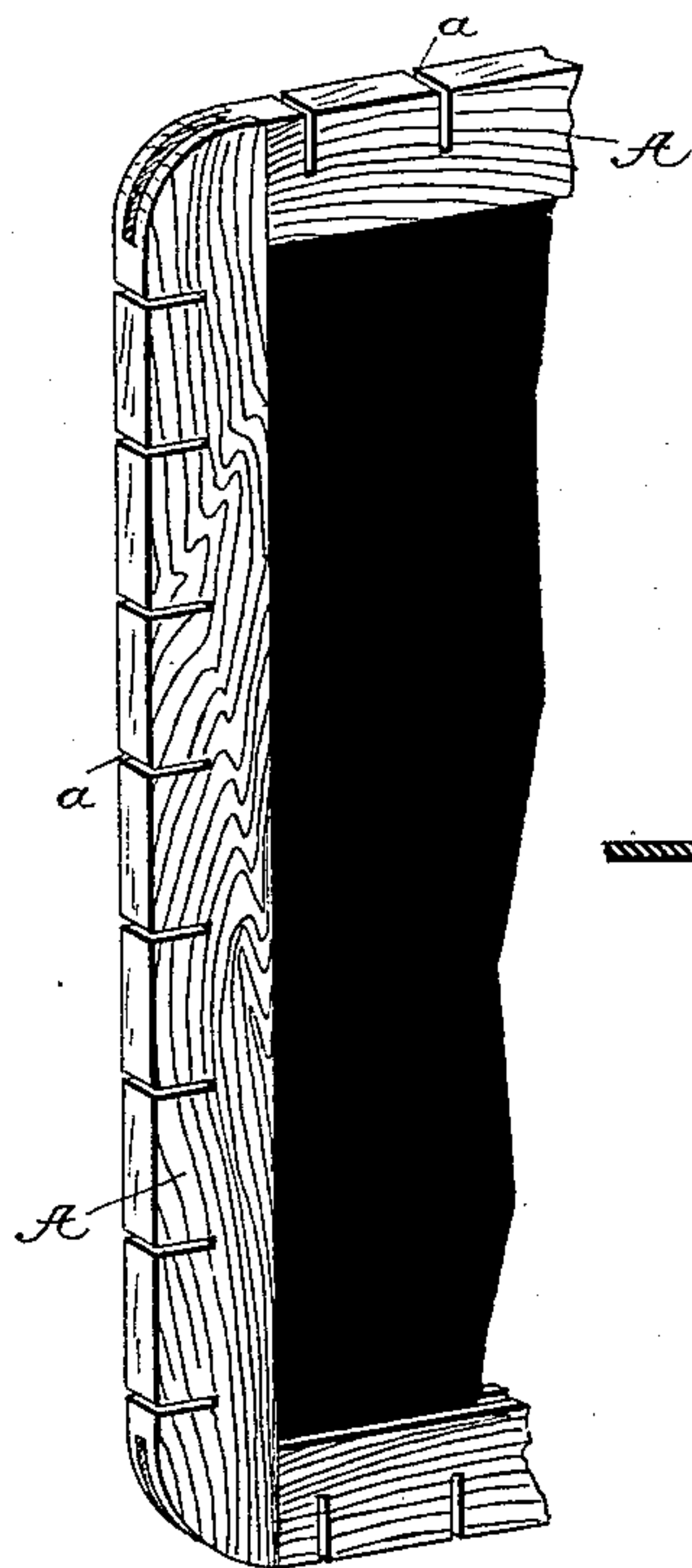


Fig. 3.
on line 3-3



Fig. 4.


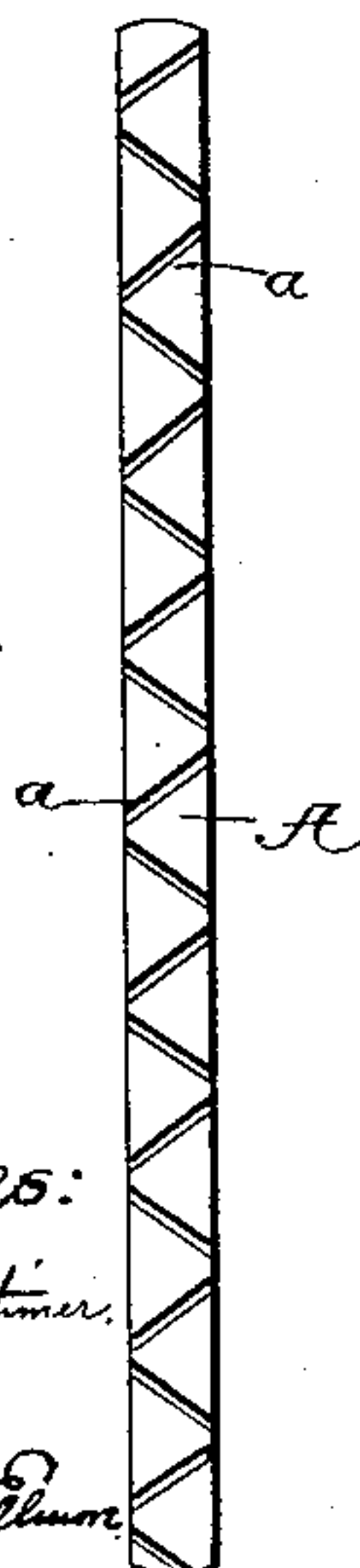


Fig. 5.



Witnesses:
W. M. Mortimer.

John Gaulty Elmer.

Inventor:
H. C. Goodrich
By P. T. Dodge
Atty.

UNITED STATES PATENT OFFICE.

HARRY C. GOODRICH, OF CHICAGO, ILLINOIS, ASSIGNOR TO THOMAS KANE & CO., OF SAME PLACE.

SCHOOL-SLATE.

SPECIFICATION forming part of Letters Patent No. 453,971, dated June 9, 1891.

Application filed October 29, 1890. Serial No. 369,697. (No model.)

To all whom it may concern:

Be it known that I, HARRY C. GOODRICH, of Chicago, in the county of Cook and State of Illinois, have invented certain Improvements in School-Slates, of which the following is a specification.

The aim of my invention is to provide a slate with a cheap and durable muffler or cushion which shall protect the frame not only upon its side faces, but also on the outer edges; and to this end it consists in a frame provided with a series of notches in its edge and with a tape-like strip or ribbon woven back and forth through the notches from one face of the frame to the other in such manner that it is exposed also at the edge of the frame. The grooves or slots may be varied in form, number, and arrangement at will, and the strip woven therethrough in various ways without departing from the limits of my invention.

In the accompanying drawings, Figure 1 is a perspective view of a slate provided with my muffler. Fig. 2 is a perspective view of one side of the notched frame as it appears before the muffling-strip is applied. Fig. 3 is a cross-section on the line 3 3 of Fig. 1. Fig. 4 is a perspective view showing the frame and muffler in another form. Fig. 5 is an edge view showing the frame of the preceding figure as it appears prior to the application of the strip.

In each of the figures, A represents a frame of wood or other suitable material applied to and encircling the slate proper, as usual. In preparing the frame to receive the muffler I saw or otherwise cut through its outer edge from face to face a series of slots *a*. In Figs. 1 and 2 these slots are at equal distances apart and at right angles to the faces of the frame, while in Figs. 4 and 5 the slots are arranged in positions oblique to each other and to the face of the frame.

The muffler consists of a tape-like strip or ribbon B, of woven fabric, felt, rubber, leather, or other soft and strong material. In Fig. 1 it is inserted edgewise into the slots, being

wound back and forth in such manner that it extends along and rests upon one face of the frame for a short distance, then extends through the same along the opposite face, thence through a second slot to the first surface, and so on repeatedly, while at the same time its outer edge is permitted to project slightly beyond the edge of the frame.

In Figs. 4 and 5 the application of the strip is of the same character as that above described, but owing to the position of the grooves a more extended or, in other words, more nearly-continuous covering of the side faces is effected.

The muffler above described presents an ornamental appearance. It is well adapted to resist wear, and if worn or loosened at one point remains fast at all other places.

A single strip may be extended entirely around the frame or a separate strip used in each of its edges. The extremities are secured by tucking them tightly into the notches. The strip may be secured in place by glue or other adhesive material, or, if drawn tightly into the notches, it may be successfully used without being otherwise fastened.

Having thus described my invention, what I claim is—

1. A slate-frame having notches through its edge from face to face, in combination with a muffling-strip wound back and forth through the notches from one face to the other and exposed beyond the side faces and edge of the frame.

2. A slate-frame having notches there-through from one face to the other, in combination with a tape-like muffling-strip wound to and fro through the notches and over the faces of the frame and glued in place therein.

In testimony whereof I have hereunto set my hand this 7th day of October, 1890, in the presence of two attesting witnesses.

HARRY C. GOODRICH.

Witnesses:

H. H. MORGAN,
H. E. DANIELS.