

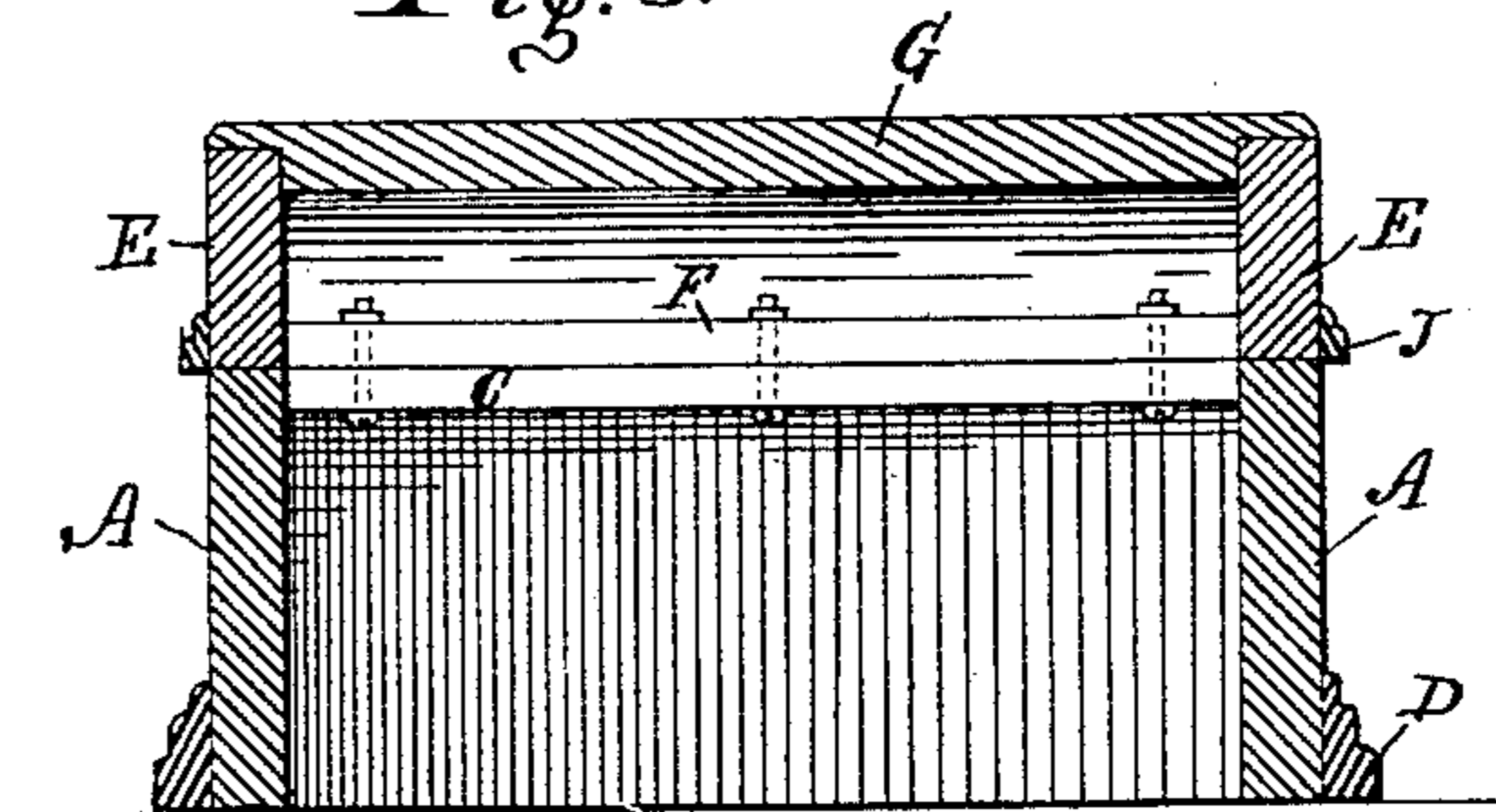
(No Model.)

N. A. HULL.  
SEWING MACHINE CASE.

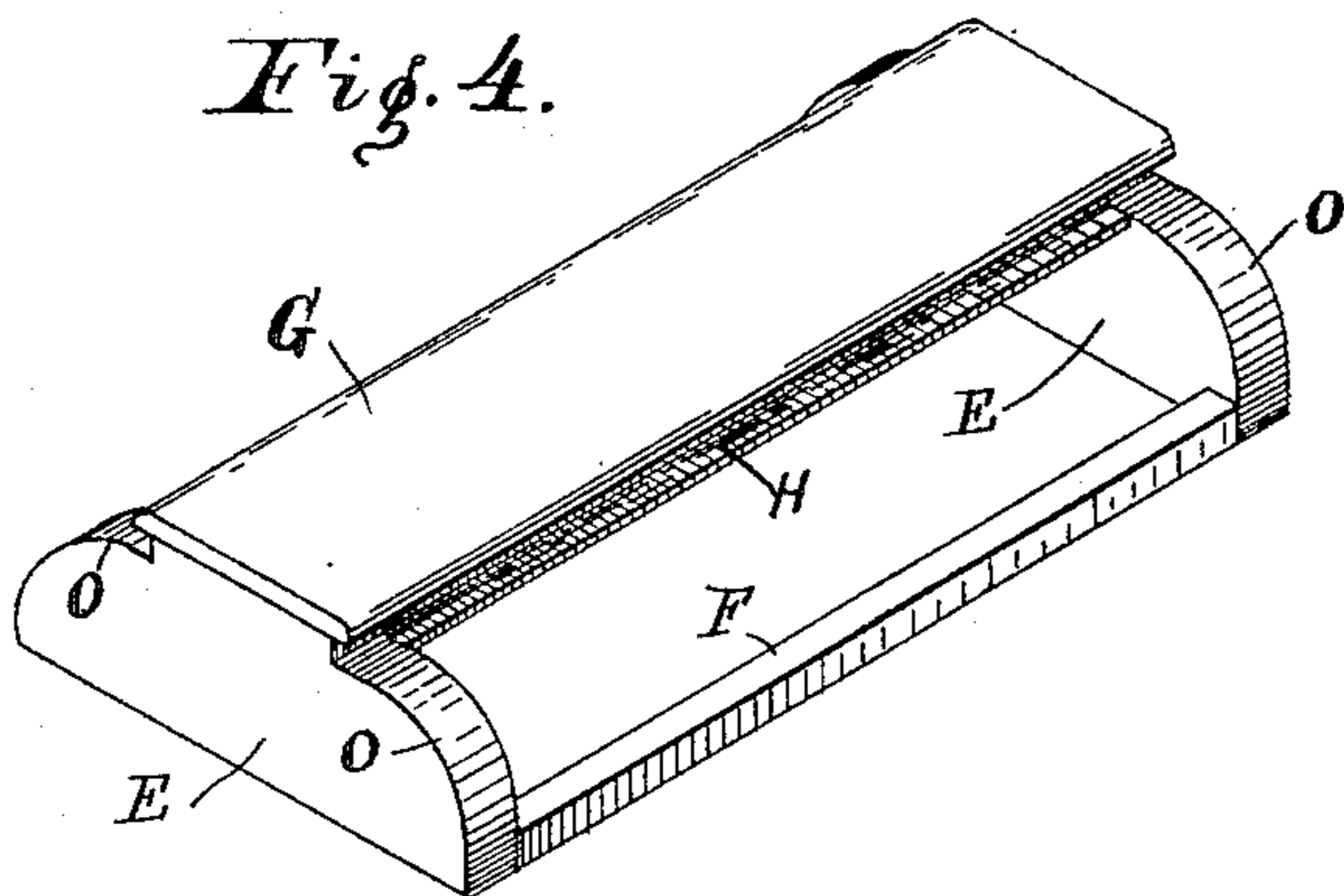
No. 453,837.

Patented June 9, 1891.

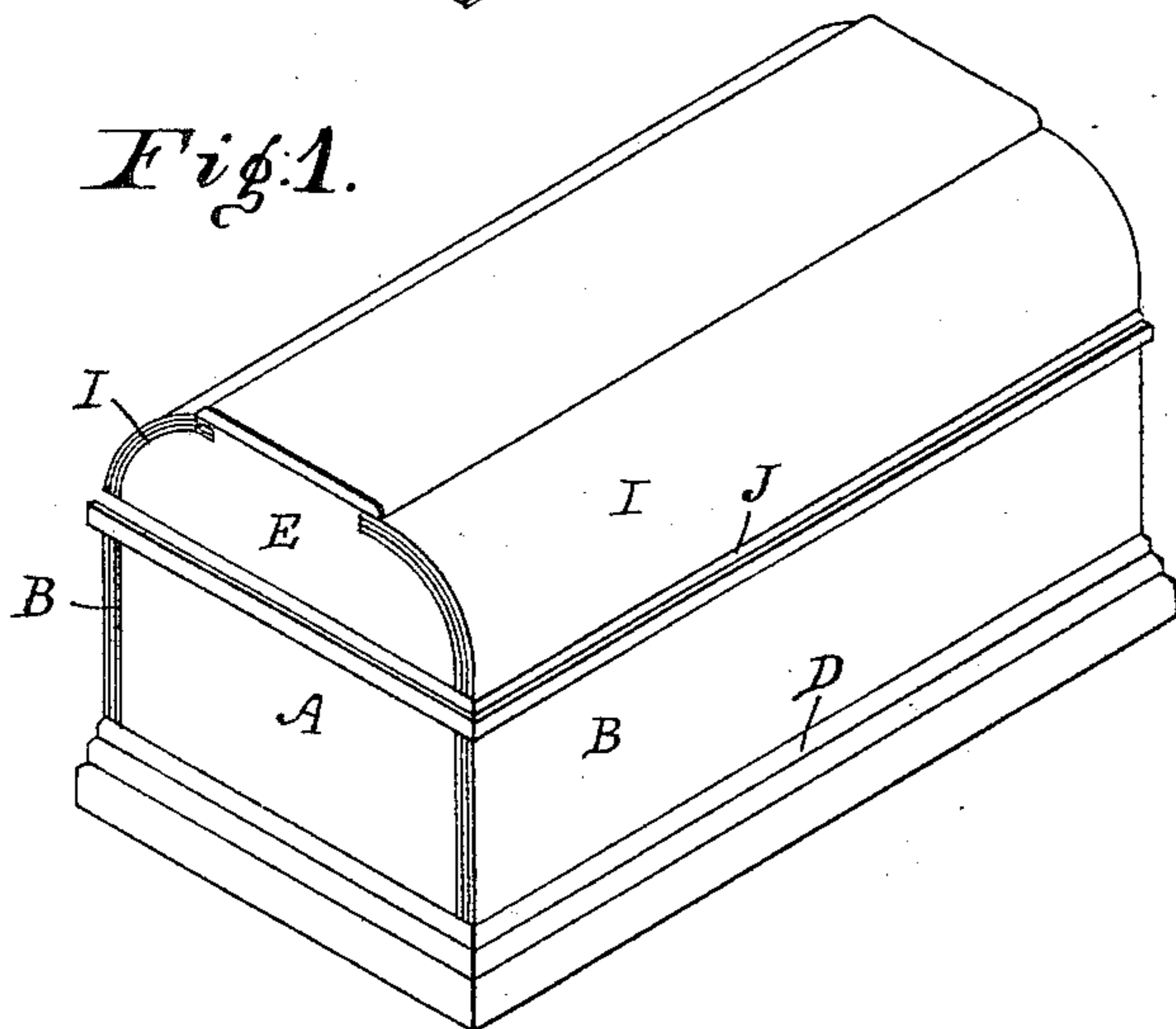
*Fig. 3.*



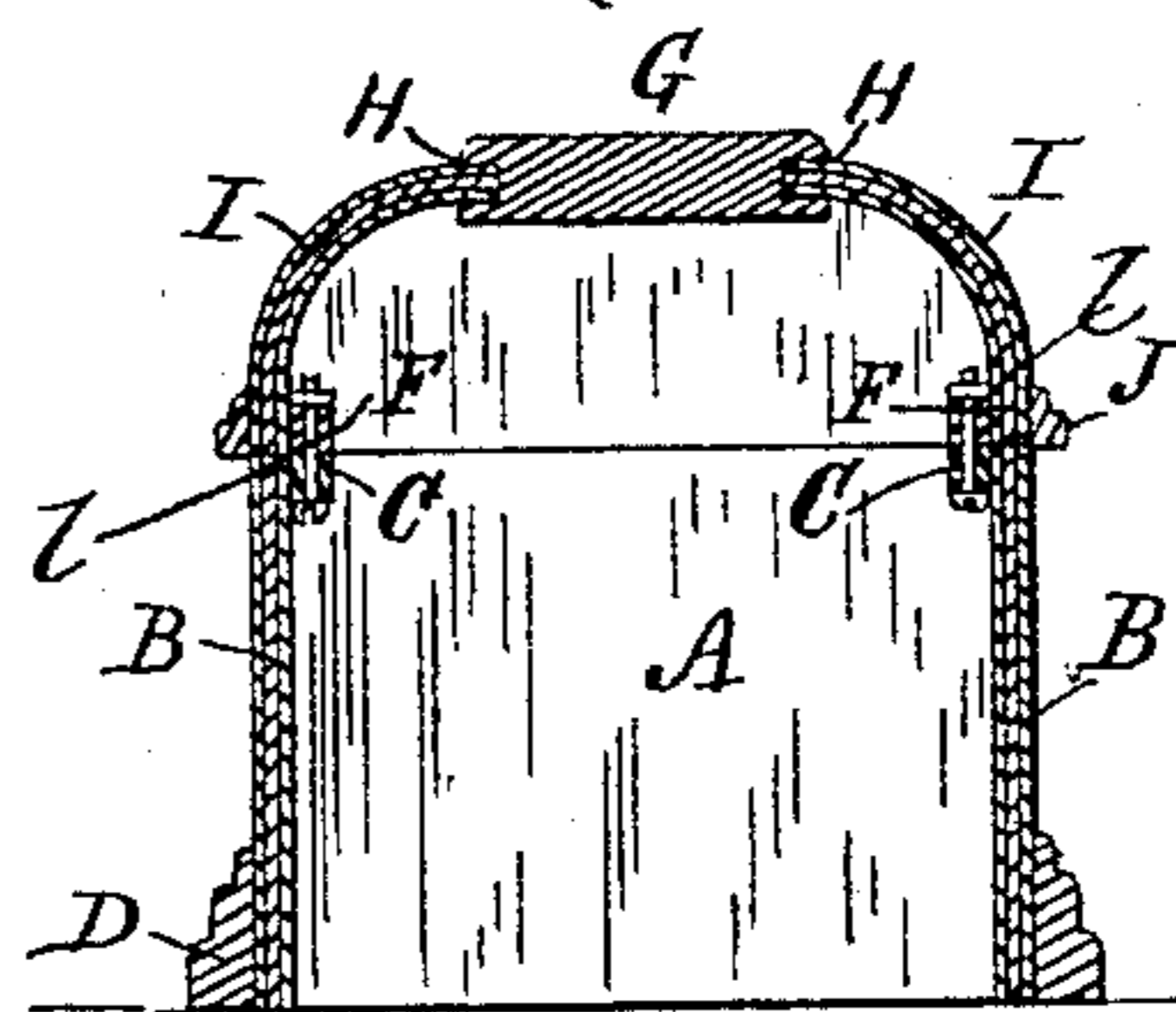
*Fig. 4.*



*Fig. 1.*



*Fig. 2.*



Witnesses  
V. M. Hood  
Thos. Benoit.

Inventor  
Nicholas A. Hull.

By W. P. Hood, Attorney

# UNITED STATES PATENT OFFICE.

NICHOLAS A. HULL, OF PERU, INDIANA.

## SEWING-MACHINE CASE.

SPECIFICATION forming part of Letters Patent No. 453,837, dated June 9, 1891.

Application filed December 17, 1890. Serial No. 374,965. (No model.)

*To all whom it may concern:*

Be it known that I, NICHOLAS A. HULL, a citizen of the United States, residing at Peru, in the county of Miami and State of Indiana, have invented a new and useful Improvement in Sewing-Machine Boxes, of which the following is a specification.

My invention relates to an improvement in that class of sewing-machine boxes for inclosing, when not in use, a sewing-machine or other machine similarly mounted on a table which is formed with an arched top. Heretofore in this class of boxes the sides and top have usually been formed of one sheet of three-ply veneer bent over and secured to thick end pieces. This method of construction necessitates the use of large sheets of veneer, which are difficult and expensive to obtain and which are liable to warp or buckle between the points of support, giving the surface of the finished box an objectionable waved appearance.

The objects of my improvement are, first, to provide a light and strong box of the class described, in which comparatively narrow pieces of veneer may be used in forming the arched top and the sides, and, second, to form the arched top and the body of the box each independently complete in itself and detachably secured together, so that a dealer may make different combinations of tops and bodies of different styles as he chooses, all as hereinafter fully described.

The accompanying drawings illustrate my invention.

Figure 1 represents the finished box in perspective; Fig. 2, a transverse section of the same. Fig. 3 represents a longitudinal section. Fig. 4 is a view in perspective of the frame of the top without the veneer portions.

The body of the box consists of two thick end pieces A A and two thinner side pieces B B, formed, preferably, of three-ply veneer and secured at the ends to the end pieces.

For the purpose of stiffening the upper edges of the sides and furnishing an interior

point of attachment for the top, rails C C extend from end to end and are secured to the inner surfaces of the sides. The lower edges are stiffened by the base-molding D.

The arched top of the box is constructed in the following manner: A frame is formed of a pair of thick end pieces E E, having one edge straight and the other edge cut at each end to form a curved outline O, two side rails F F connecting the straight edges of the ends, and a flat top board G, having in each edge a groove H and secured at each end to the central straight portion of the upper edges of the ends. To complete the top covering, the curved ends of the end pieces are next covered and connected by a pair of thin narrow pieces I I, formed, preferably, of three-ply veneer, the upper edge of each piece I being inserted in one of the grooves H in the top piece, and the lower edge being secured to the side rails F F. The pieces I bend easily over the curved edges of the end pieces and are glued thereto. A light band-molding J is then secured around the lower edge of the top thus formed, and the top is detachably secured to the body of the box by screws or light bolts L, passing through the rails C C and F F. By this construction a light and strong box having an arched top is formed without the use of large veneers and the top of the box may at any time be separated from the body.

I claim as my invention—

In a sewing-machine box, the combination of the body portion having the interior side rails C C along its upper edge, and the removable top consisting of ends E E, interior side rails F F, grooved top board G, and thin bent pieces I I, said body and top being detachably secured together, substantially as shown and described.

NICHOLAS A. HULL.

Witnesses:

J. S. POTTER,

STEPHEN D. CARPENTER.