

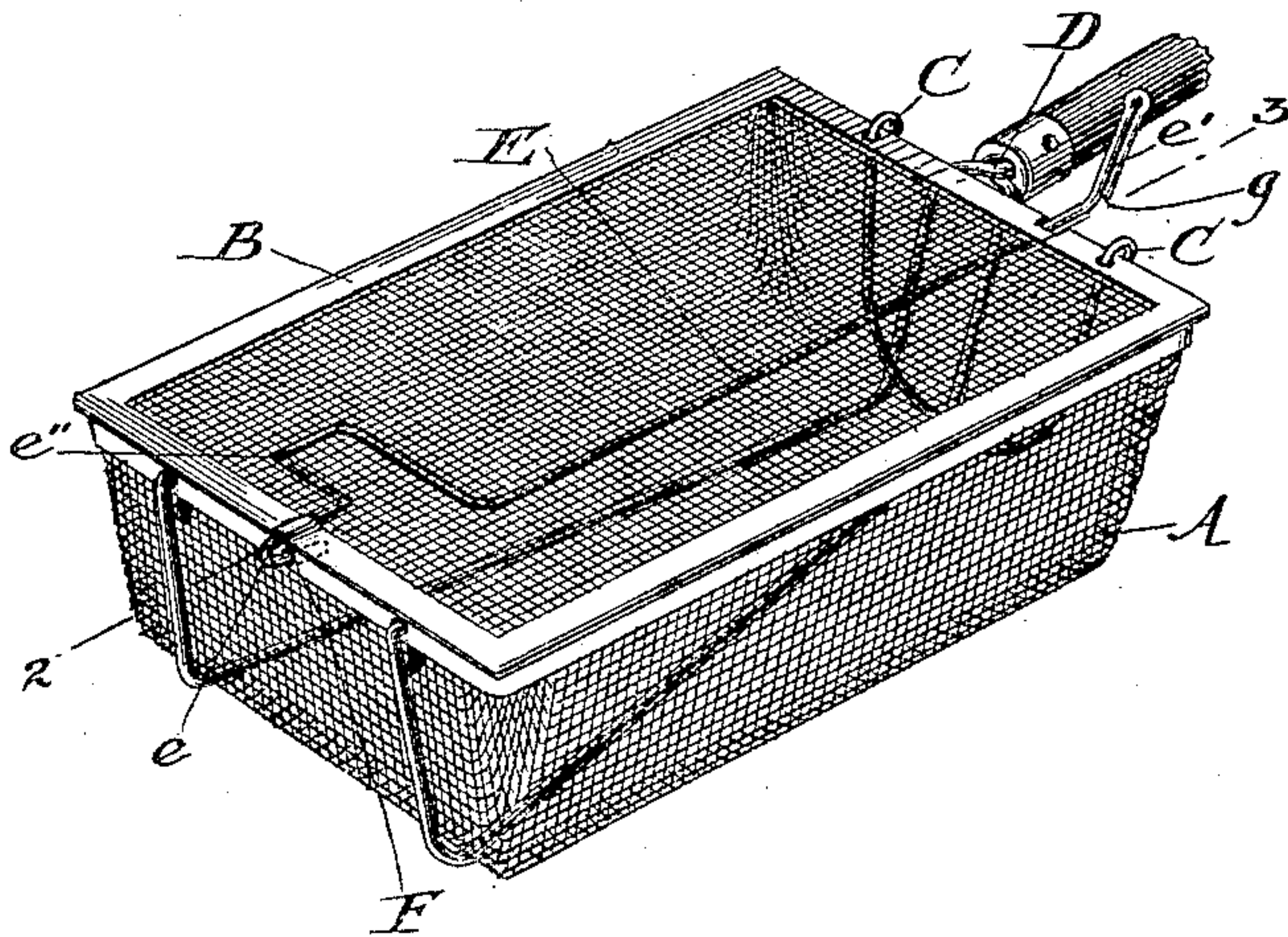
(No Model.)

F. JONES.  
CORN POPPER.

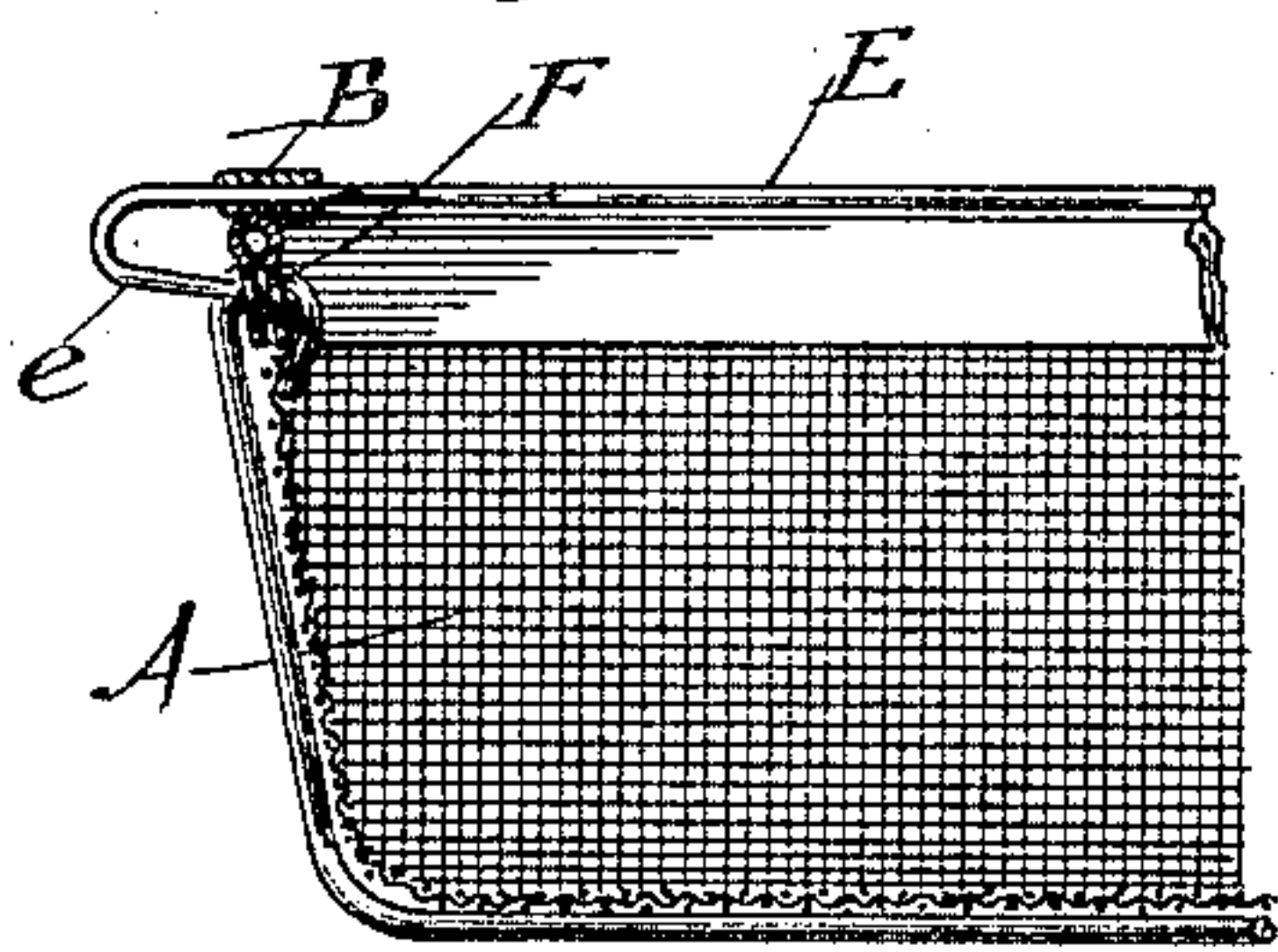
No. 453,744.

Patented June 9, 1891.

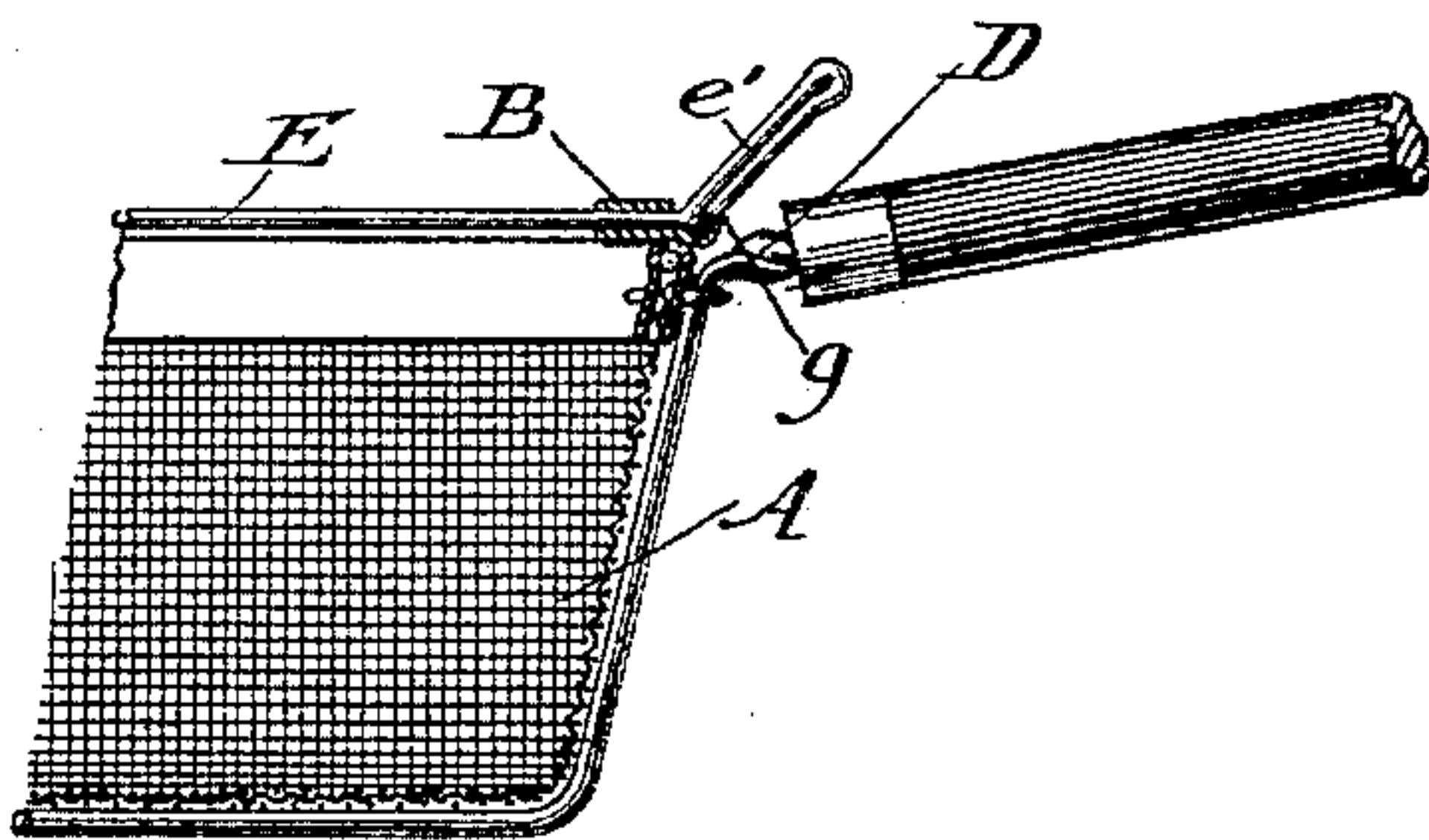
*Fig. 1.*



*Fig. 2.*



*Fig. 3.*



Witnesses:

Ella Hemett

John L. Jackson

Inventor

Frank Jones

By Bond, Adams & Jones  
Attys



# UNITED STATES PATENT OFFICE.

FRANK JONES, OF CHICAGO, ILLINOIS, ASSIGNOR TO HIMSELF AND SARAH  
E. JONES, OF SAME PLACE.

## CORN-POPPER.

SPECIFICATION forming part of Letters Patent No. 453,744, dated June 9, 1891.

Application filed November 13, 1890. Serial No. 371,365. (No model.)

*To all whom it may concern:*

Be it known that I, FRANK JONES, of Chicago, in the county of Cook and State of Illinois, and a citizen of the United States, have  
5 invented a certain new and useful Improvement in Corn-Poppers, of which the following is a specification, reference being had to the accompanying drawings, in which—

Figure 1 is a perspective view of my improved corn-popper. Fig. 2 is a partial vertical section on line 2 2 of Fig. 1, and Fig. 3  
10 is a partial vertical section on line 3 3 of Fig. 1.

My invention relates to corn-poppers of the  
15 common form having an ordinary hinged lid.

In the common methods of fastening down the lid of a corn-popper the fastener is in such position that it becomes heated when the corn-popper is placed over the fire, and the  
20 operator has therefore been unable to open or raise the lid without burning his fingers or being put to a great deal of trouble to avoid such an occurrence.

The object of my invention is to avoid the  
25 above objection by providing a novel device for fastening down the lid, which may be operated from the rear of the popper, whereby the rear portion of the fastening device will not be sufficiently exposed to the fire to be  
30 come heated to any great extent.

A further object of my invention is to provide a novel device by means of which the lid of a corn-popper may be raised from the rear.

35 I accomplish these objects as illustrated in the drawings, and as hereinafter specified. That which I claim as new will be pointed out in the claims.

In the drawings, A indicates the lower or  
40 basket portion of an ordinary wire corn-popper.

B indicates the lid or cover of a corn-popper. The lid B is bound on its upper and lower edges in the usual form. The cover B  
45 is hinged at the rear to the basket A of the corn-popper by hinges C, as shown in Fig. 1.

D indicates a wire screw, to which the handle of the corn-popper is attached in the usual manner.

50 E is a wire, which extends longitudinally of the lid B, and is adapted to be moved longi-

tudinally in relation to the lid. The wire E is preferably attached to the cover B by passing it between the upper and lower strips of the binding when the binding is made of  
55 sheet metal; but it may be attached in any other suitable manner. The forward end of the wire E is movably attached to the lid B, as above described, preferably on the center line, and is bent over to form a catch *e*, which  
60 is preferably made in the form of a hook. The catch *e* engages an orifice or hole F in the front portion of the basket A to fasten down the lid B, as shown in Fig. 1. The rear portion of the wire E is movably attached to  
65 the lid B at one side of the center line of the popper, as shown in Fig. 1, and at a short distance back from the edge of the lid it is bent upward at an angle, as shown at *e'* in  
70 Fig. 1, to form a finger-piece by means of which the operator may raise the lid B. In order to bring the catch *e* in the center of the lid B and to prevent the wire or fastener E from moving too far, the wire E is bent four  
75 times at right angles to form an angular arm *e''*, as shown in Fig. 1. This form of construction also prevents turning of the wire.

F indicates a hole in the upper portion of the basket A, which is adapted to receive the catch *e* of the fastener. The catch *e* is made  
80 of such length that when the wire or fastener E is pushed forward until the arm *e''* strikes the edge of the lid B the point of the hook will just clear the hole F, when the lid may be raised by the finger-piece *e'*.  
85

The operation of my device is as follows: To fasten the lid closed, the hook or catch *e* is pushed into the hole F, either by pulling back the finger-piece *e'* or by pushing directly  
90 on the hook. When it is desired to open the lid of the corn-popper, the operator pushes forward on the finger-piece until the hook *e* is clear of the hole F. He then presses down on the finger-piece, thus raising the lid. The finger-piece *e'* is bent upward at an angle in  
95 order that the lid may be opened to the fullest extent, so that it may be readily emptied or filled.

As shown in Fig. 1, the binding of the lid is notched or recessed so that the end *g* of the  
100 finger-piece *e'* will engage the wire in the binding, as shown in Fig. 3, when the fastener



is disengaged from the hole F. This construction enables the lid to be swung open by the finger-piece *e'* without disturbing the position of the fastener.

5 What I claim as my invention, and desire to secure by Letters Patent, is—

1. In a corn-popper, the combination, with a basket open at its top and a lid hinged to the rear portion thereof, of a fastening wire or rod having a catch which engages and dis-  
10 engages the lid from the front portion of the basket, and provided at the rear portion of the basket and lid with a finger-piece for operating the catch at the front of the basket,  
15 substantially as described.

2. In a corn-popper, the combination, with a basket open at its top and a lid hinged at the rear portion thereof, of a fastening wire or rod carried by and swinging with the lid,  
20 movable lengthwise thereupon, and having at one end a catch which engages the front edge of the lid with the front portion of the basket and at the other end a finger-piece by which to slide the fastening wire or rod on the lid  
25 for moving the catch into and out of engagement with the front portion of the basket, substantially as described.

3. In a corn-popper, the combination, with a basket and a lid hinged to the rear portion

thereof, of a fastening wire or rod carried by 30 and swinging with the lid, having a catch to lock the lid upon the basket, and provided with a projecting finger-piece at the rear portion of the lid for swinging the latter on its hinged connection to open the basket, sub- 35 stantially as described.

4. In a corn-popper, the combination, with a basket having a hole or orifice F at its front portion and a lid hinged to the basket at the rear portion thereof, of a longitudinally-mov- 40 able fastening wire or rod carried by and swinging with the lid, and comprising a catch *e*, an angular arm *e''*, and a projecting finger-piece *e'* for locking, releasing, and swinging the lid, substantially as described.

5. In a corn-popper, the combination, with a basket having an orifice or hole F, and a lid hinged to the basket at the rear portion thereof, of a longitudinally-sliding wire or rod carried by and swinging with the lid and 50 having at the front portion of the basket a catch *e* and at the rear portion thereof a finger-piece *e'*, substantially as and for the purpose described.

FRANK JONES.

Witnesses:

A. H. ADAMS,  
HARRY T. JONES.