

(No Model.)

J. WALDEN.
BOOT PULL.

No. 453,682.

Patented June 9, 1891.

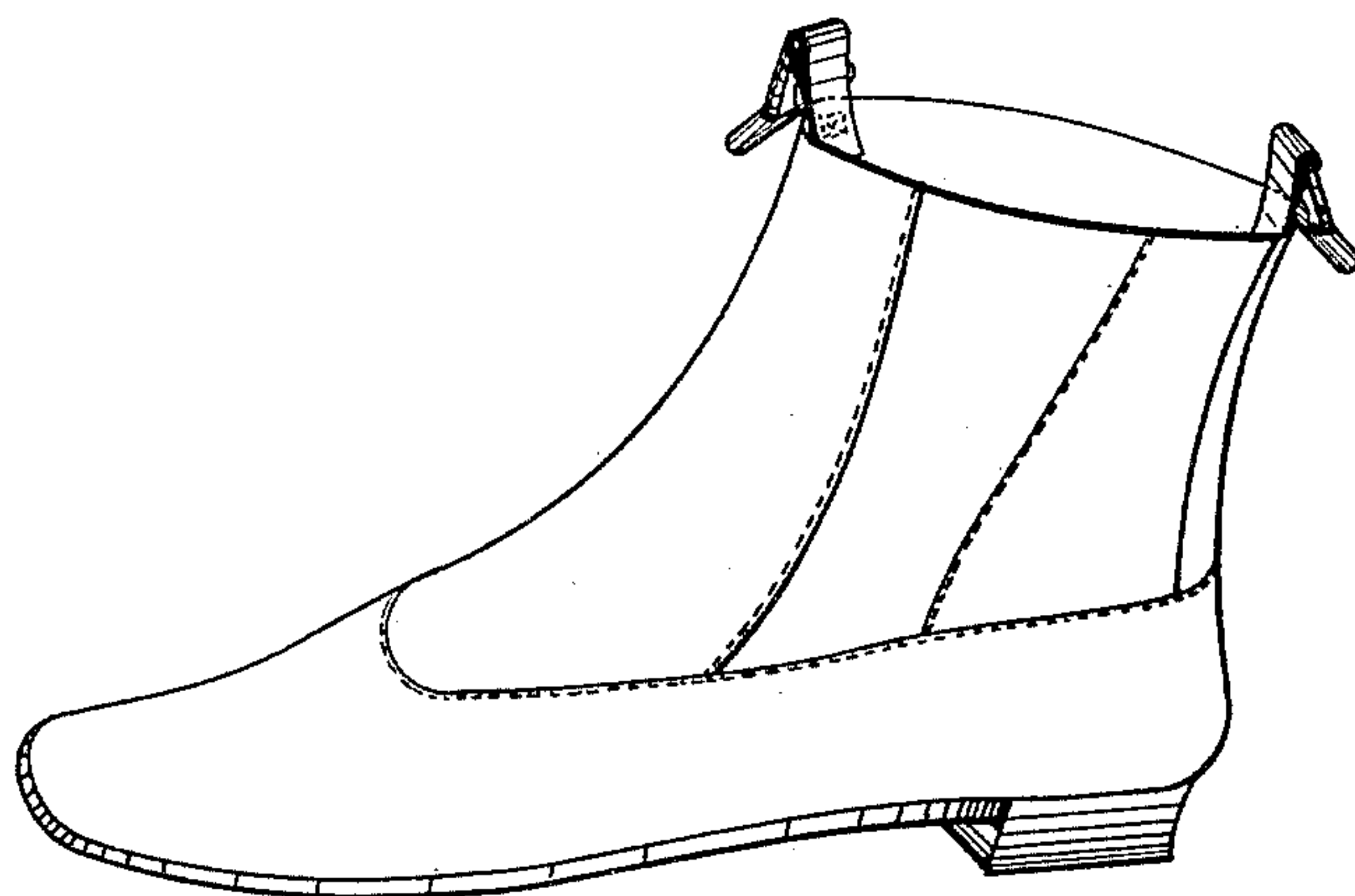


Fig. 1

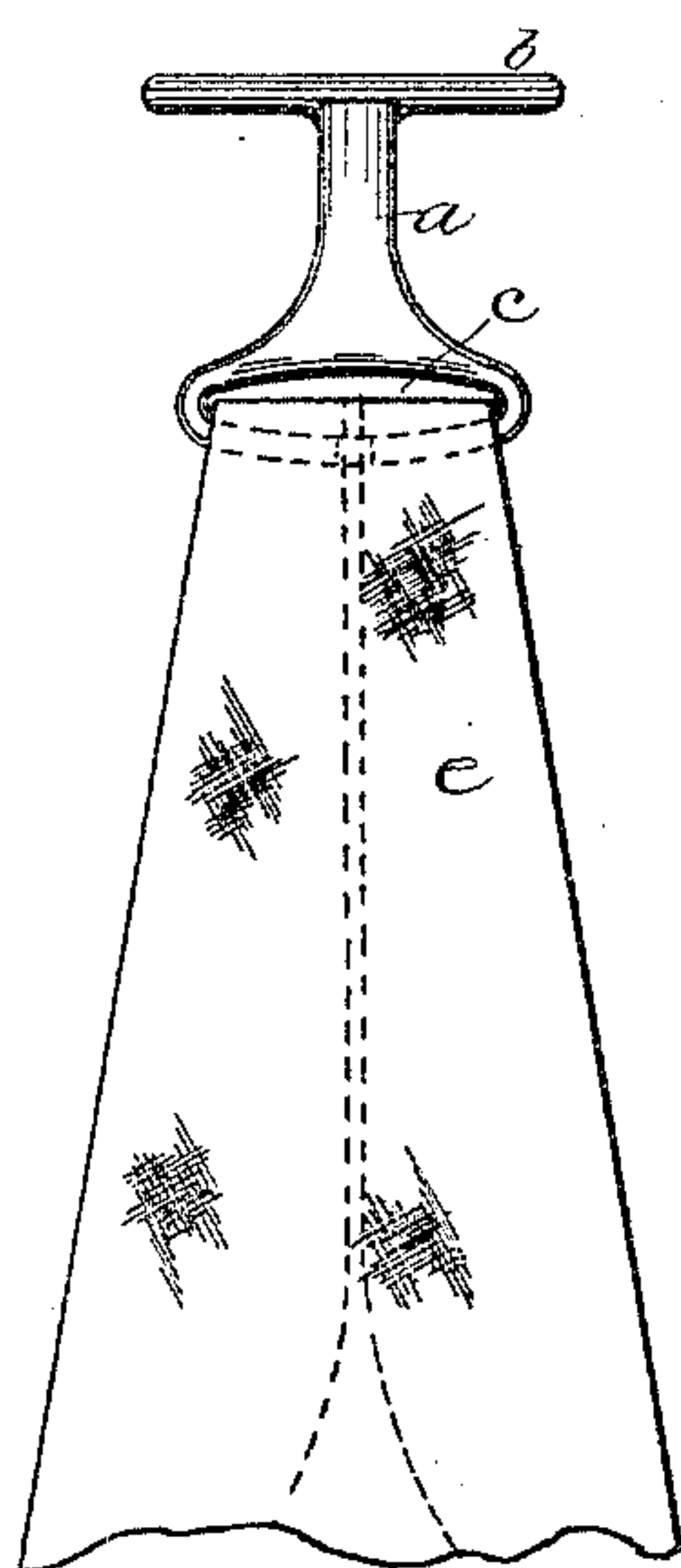


Fig. 4

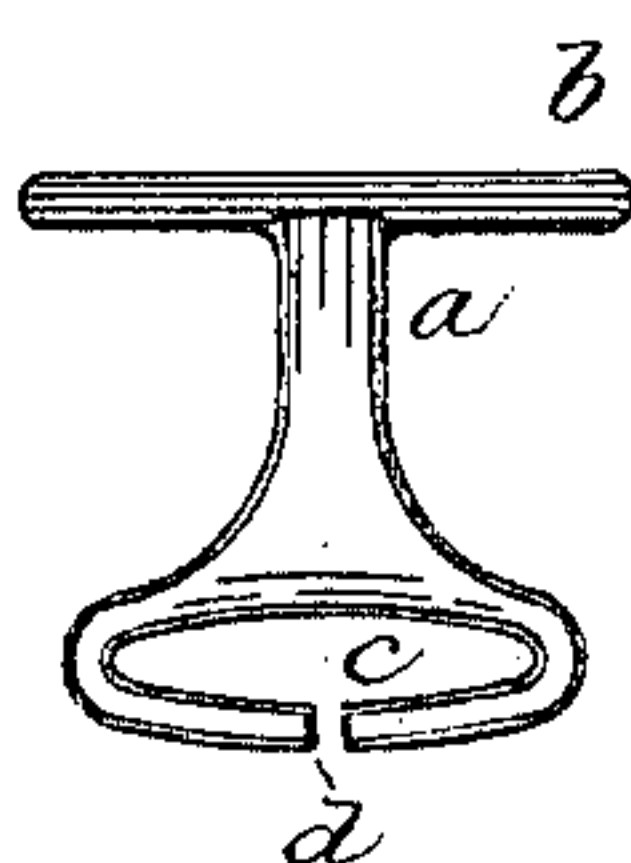


Fig. 2



Fig. 3



Fig. 5

Witnesses:

Wm. S. Beaman.
Charles L. Dink.

Inventor:

Joseph. Walden

UNITED STATES PATENT OFFICE.

JOSEPH WALDEN, OF ORANGE, NEW JERSEY.

BOOT-PULL.

SPECIFICATION forming part of Letters Patent No. 453,682, dated June 9, 1891.

Application filed December 14, 1888. Serial No. 293,539. (No model.)

To all whom it may concern:

Be it known that I, JOSEPH WALDEN, residing at Orange, in the county of Essex and State of New Jersey, have invented an Improved Finger-Piece for Shoes, of which the following is a specification, reference being had to the accompanying drawings.

My invention relates to those attachments of a shoe which are used for drawing it on the foot. Looped straps made of flexible material have heretofore been used. These are objectionable for several reasons. Unless made of very strong material they soon become worn and broken. This is because the force applied in drawing on the shoe is not exerted evenly and equally upon the upper portion of the loop, and hence said portion soon wears out and breaks. Another objection is the inconvenience in use caused by the loop becoming pressed together, as is frequently the case, especially when the strap is made of thin woven material.

In my improved finger-piece an especial element of superiority is the facility with which it can be attached to or removed from the stay. The wearer may often desire this, and in the matter of manufacturing this ease of attachment after the shoe is finished is an important item and saves very considerable labor and expense.

In the accompanying drawings, Figure 2 shows my improved finger-piece, and Fig. 3 a modified construction thereof. Fig. 4 shows the finger-piece attached to the stay. Fig. 5

is a vertical cross section through the center of Fig. 4.

In Fig. 1 is shown a shoe which is provided with my improved finger-piece. This article is preferably of metal, and consists of a shank-piece *a*, which has a cross bar *b* at the top and an eye *c* in its lower end. The said eye is parallel with the cross-bar and substantially equal in width to the shoe-stay *e*, so as to permit said stay to rest in said eye. The stay *e* is attached to the finger-piece or removed therefrom by passing it through an opening or slot *d*, which opens into said eye, as shown in Figs. 2 and 3.

My improved finger-piece answers every purpose of a strap for shoes, and, while being more durable, can be manufactured more cheaply than the looped strap heretofore used.

What I claim, and desire to secure by Letters Patent, is—

As an improved article of manufacture, a metallic finger-piece for shoes, consisting of an upright shank-piece which has a cross-bar at its upper end and in its lower end an eye which is parallel with said cross-bar and equal in width to the top of the shoe-stay, the said eye having an opening through which the top of said stay may be inserted, so as to engage with said finger-piece, substantially as described.

JOSEPH WALDEN.

Witnesses:

WM. S. BEAMAN,
CHARLES L. DENKS.