

(No Model.)

2 Sheets—Sheet 1.

R. SCHEEWE.
SHEARS.

No. 453,669.

Patented June 9, 1891.

Fig. 1.

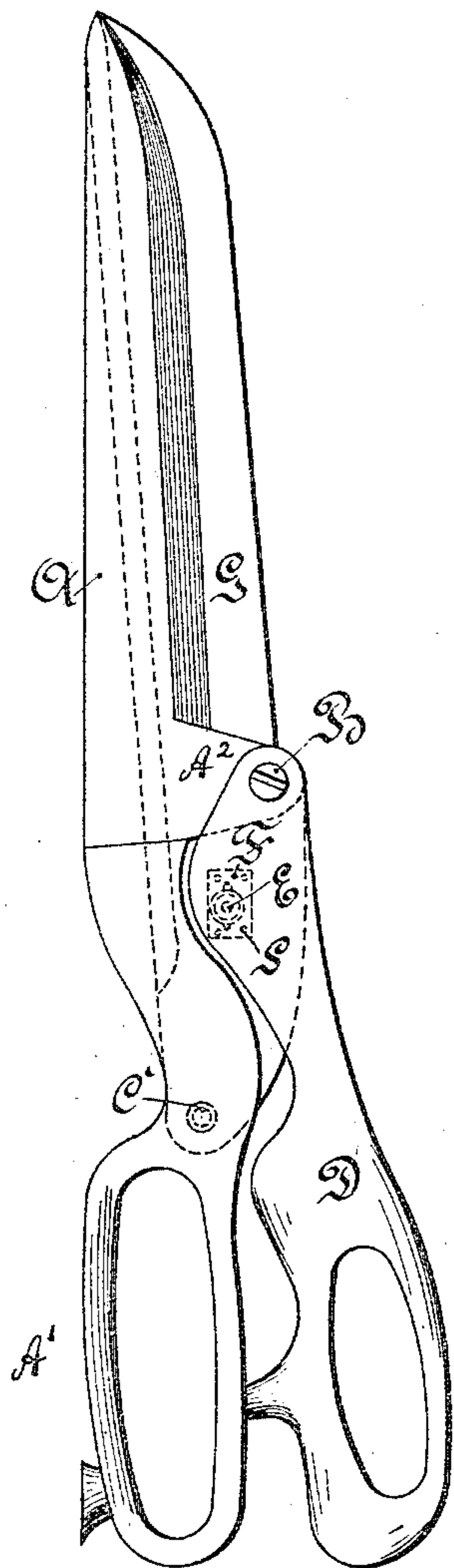


Fig. 2.

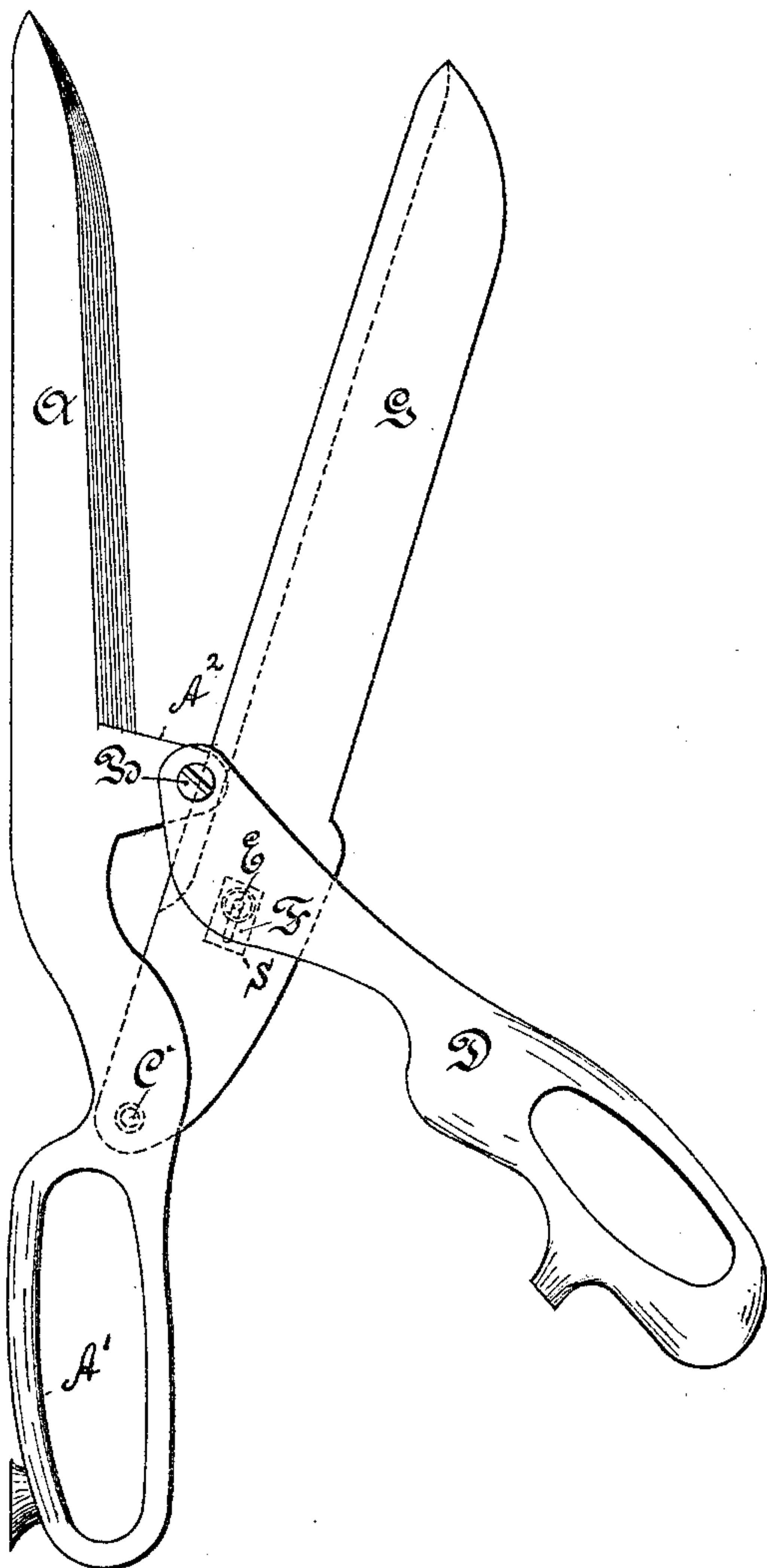
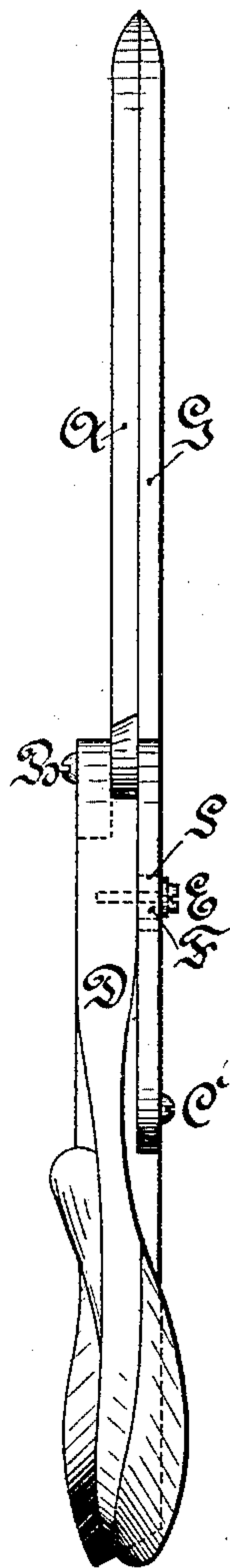


Fig. 3.



Witnesses:
S. Goughman.
T. J. Coan.

Inventor:
R. Scheewe
by his attorneys
Roeder & Brien

(No Model.)

2 Sheets—Sheet 2.

R. SCHEEWE.
SHEARS.

No. 453,669.

Patented June 9, 1891.

Fig. 4.

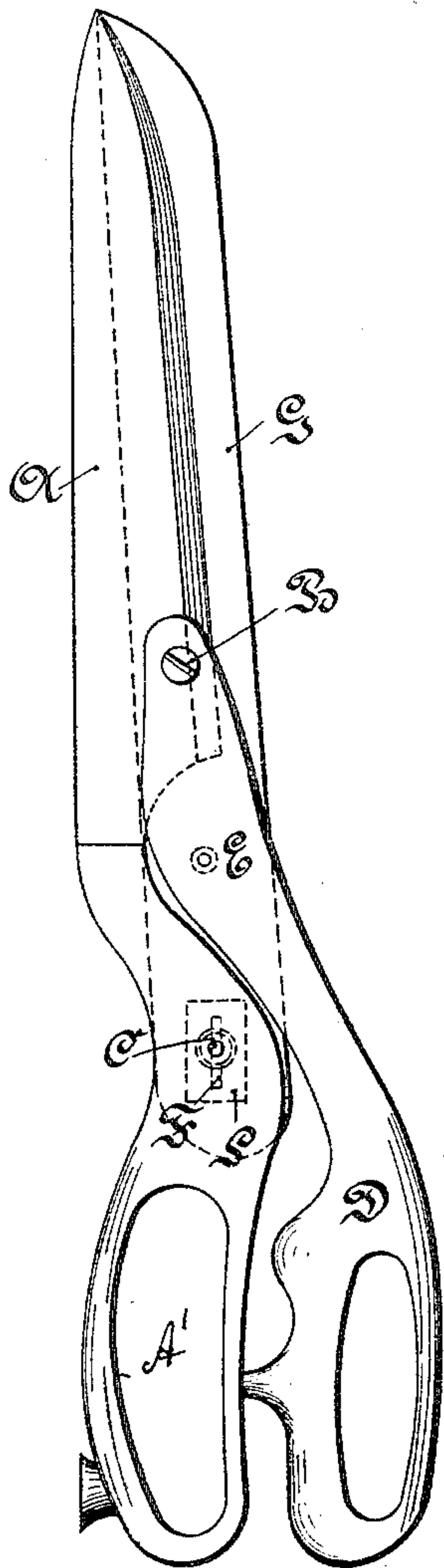


Fig. 5.

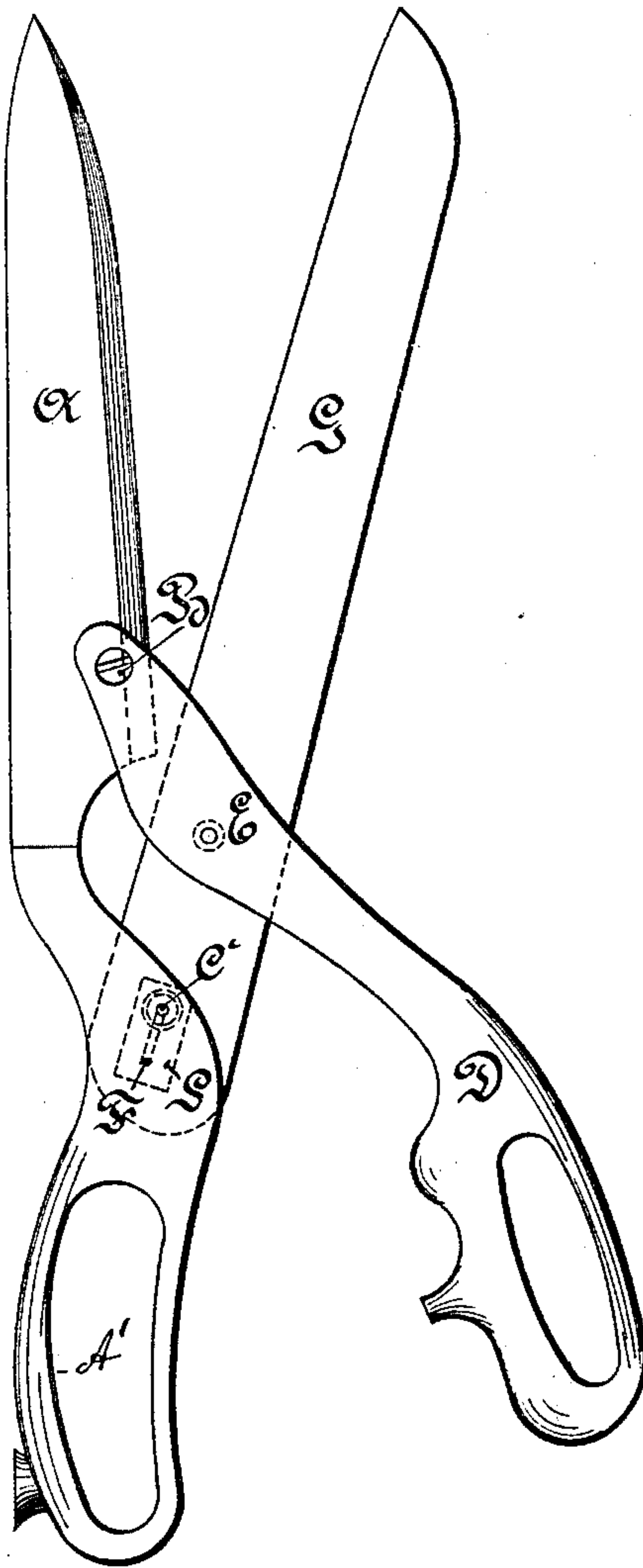
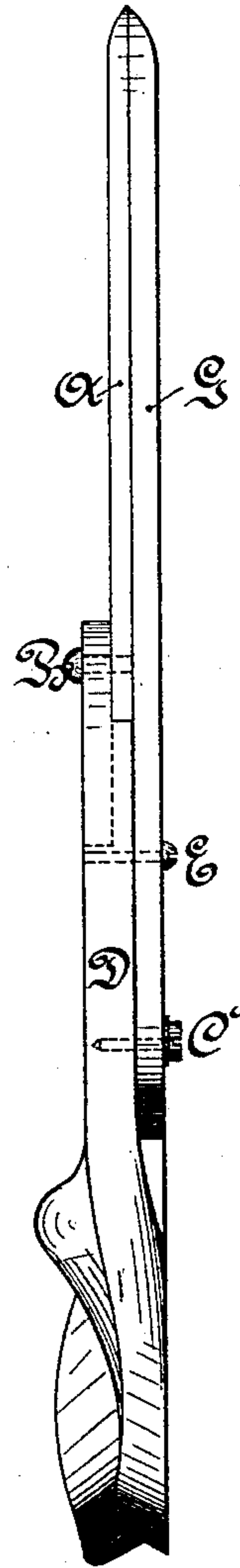


Fig. 6.



Witnesses:
A. Bonghtmans.
J. J. Coan.

Inventor:
R. Scheewe
by his attorneys
Rooder & Brien

UNITED STATES PATENT OFFICE.

RUDOLPH SCHEEWE, OF HAMBURG, GERMANY.

SHEARS.

SPECIFICATION forming part of Letters Patent No. 453,669, dated June 9, 1891.

Application filed November 18, 1890. Serial No. 371,880. (No model.)

To all whom it may concern:

Be it known that I, RUDOLPH SCHEEWE, a subject of the German Emperor, residing at Hamburg, German Empire, have invented certain new and useful Improvements in Shears, of which the following is a specification.

This invention relates to shears provided with one fixed and one movable blade.

It consists in the various features of improvement, more fully pointed out in the claim.

In the accompanying drawings, Figure 1 is a side view of my improved shears, showing them closed. Fig. 2 is a similar view, showing them open. Fig. 3 is an edge view of the shears. Figs. 4 to 6 are corresponding views of a modification.

The letter A represents the fixed blade of a pair of shears made in one piece with its handle A'. To this handle there is pivoted by pin C the movable blade G. This blade is worked by means of a handle D, pivoted to a lug A² of blade A by pivot B. The handle

D is provided with a pin E, engaging a slit F of blade G. As the handle D is reciprocated in the usual manner, the pin E reciprocates in slit F and operates the movable blade.

In Figs. 4 to 6 the slit F is formed in the rear of the movable blade G and is engaged by the pivot C in lieu of the pivot E. To prevent working out of the slit edges the slit F is formed in a precious stone S, mounted in the blade G, as shown.

What I claim is—

The combination of fixed blade and handle with a movable blade, a mounted stone S, having a slit, and with a movable handle, and a pivot for operating the movable blade, substantially as specified.

In testimony whereof I hereunto sign my name, in the presence of two subscribing witnesses, this 29th day of October, 1890.

RUDOLPH SCHEEWE.

Witnesses:

TH. D. CARL PETERSON,
ADOLPH LYIRKE.