

F. P. HARRIMAN.
PILLOW SHAM HOLDER.

No. 453,582.

Patented June 2, 1891.

Fig-1.




Fig-2.

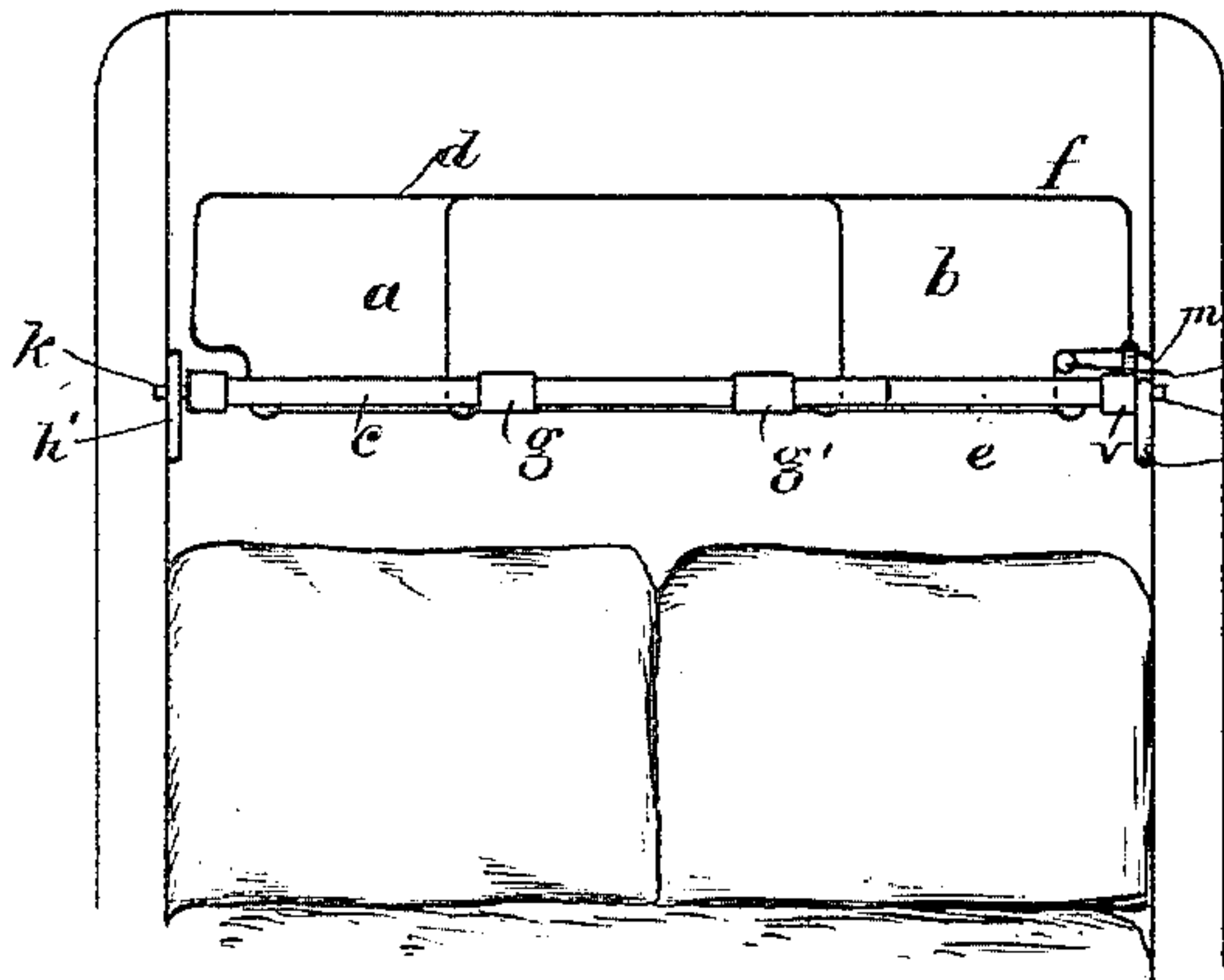


Fig-3.

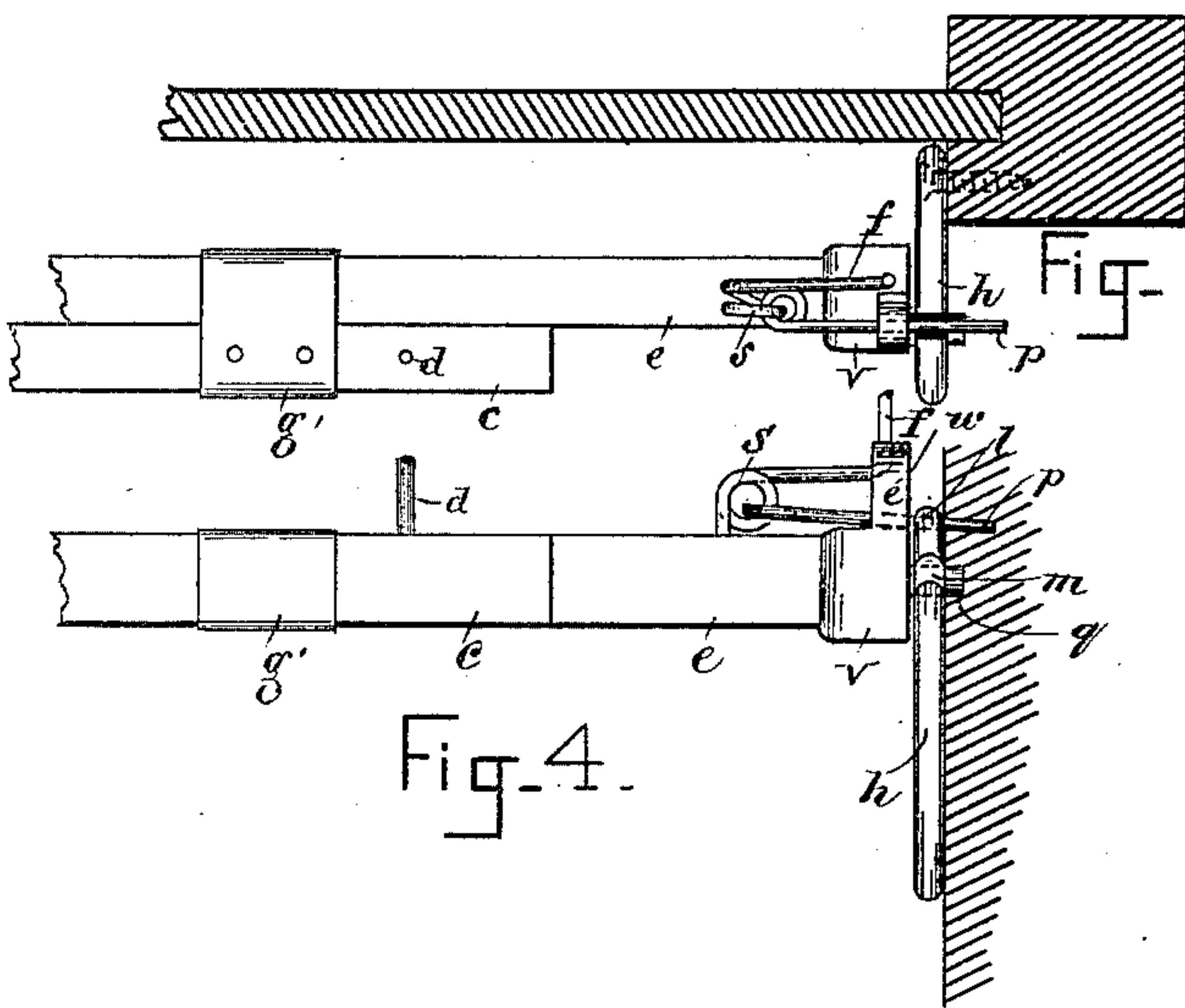


Fig-4.

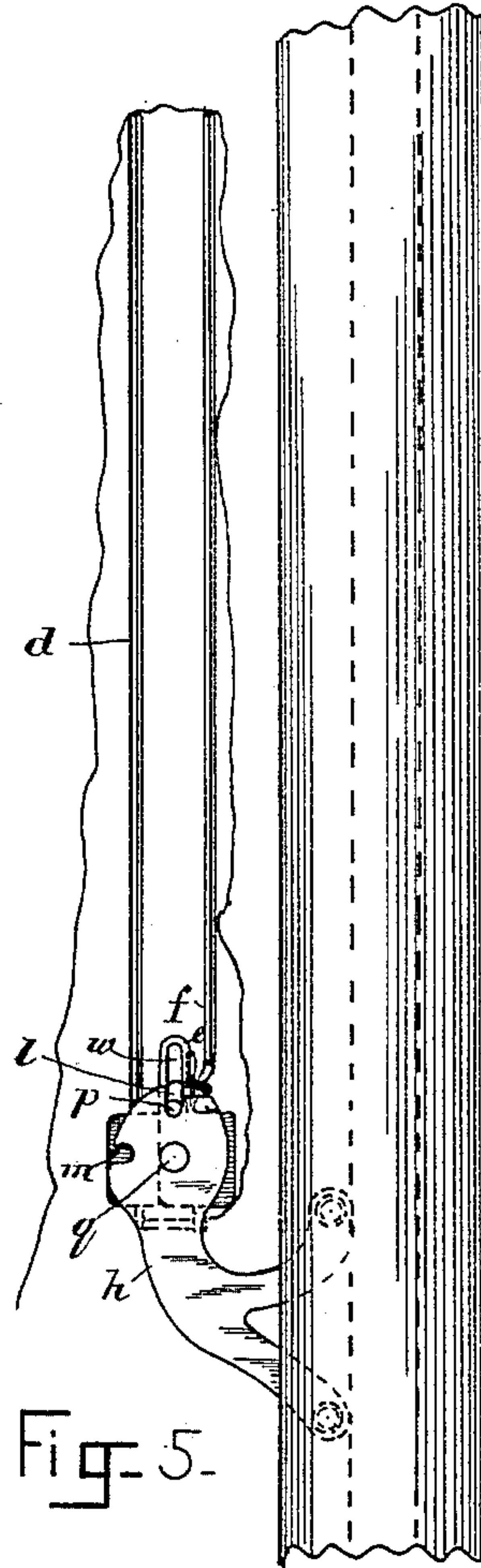


Fig-5.

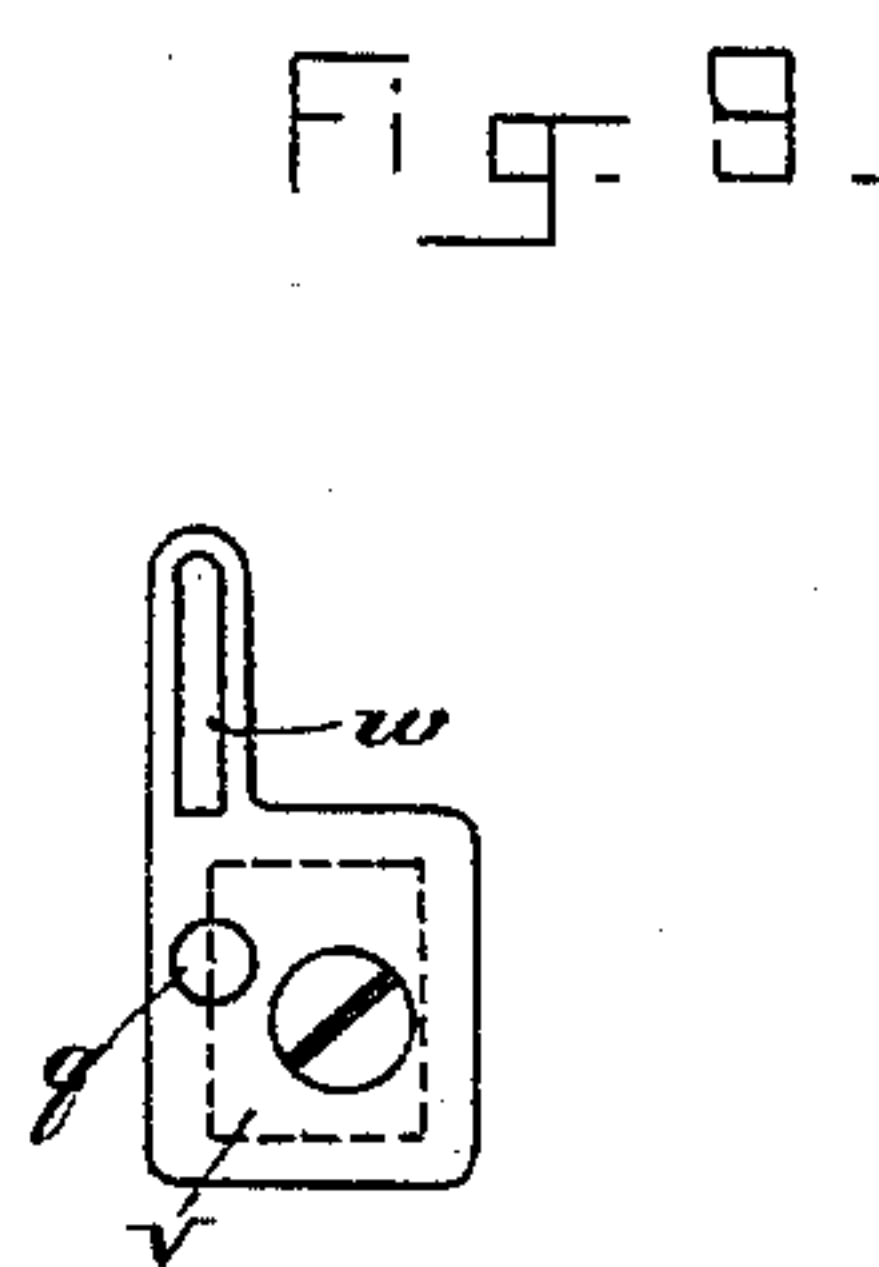
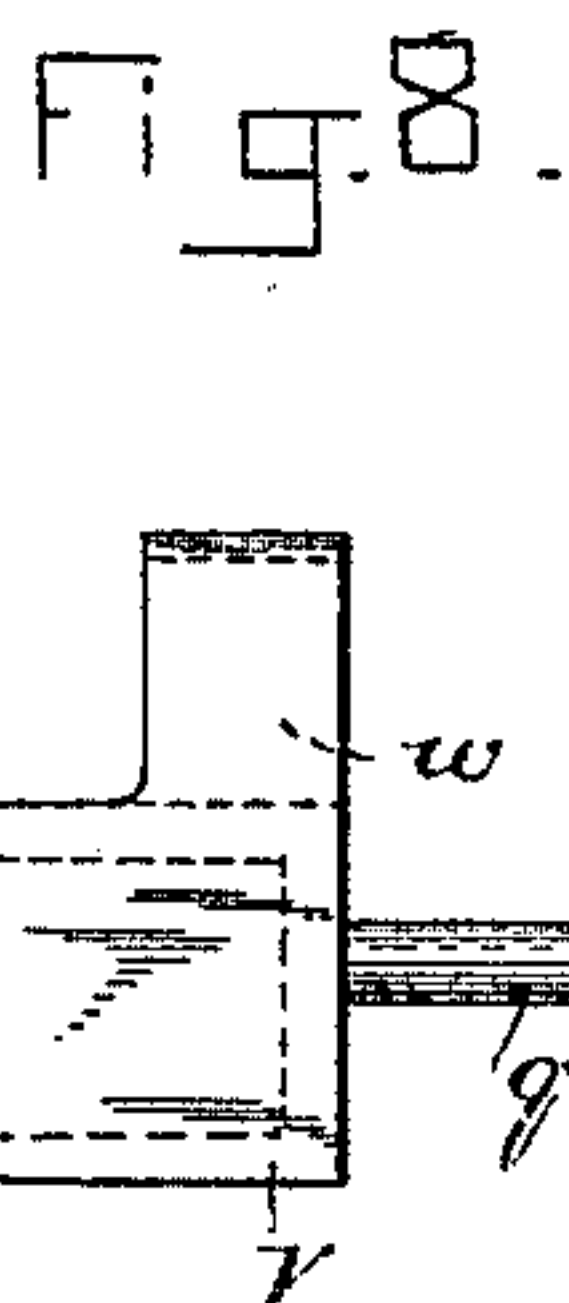
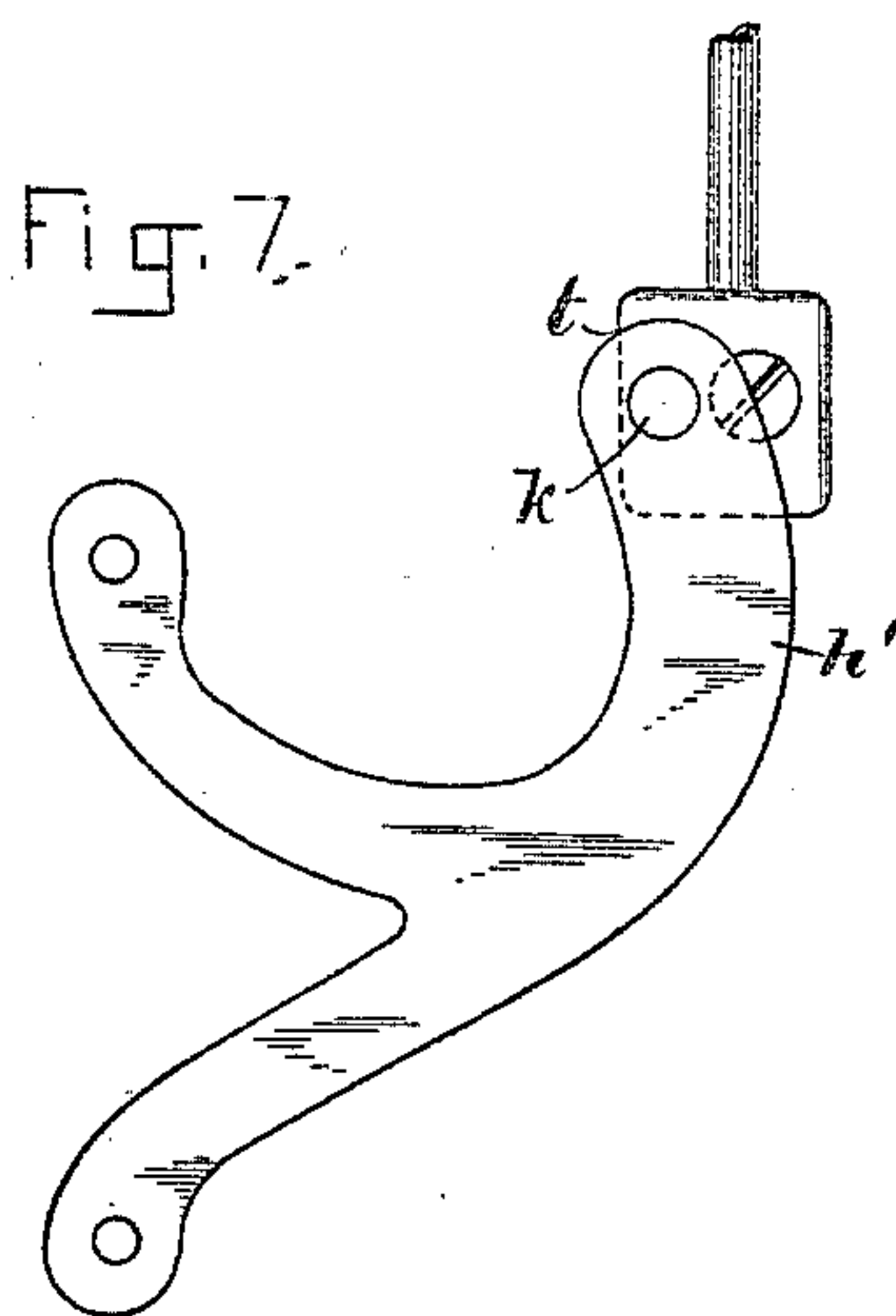
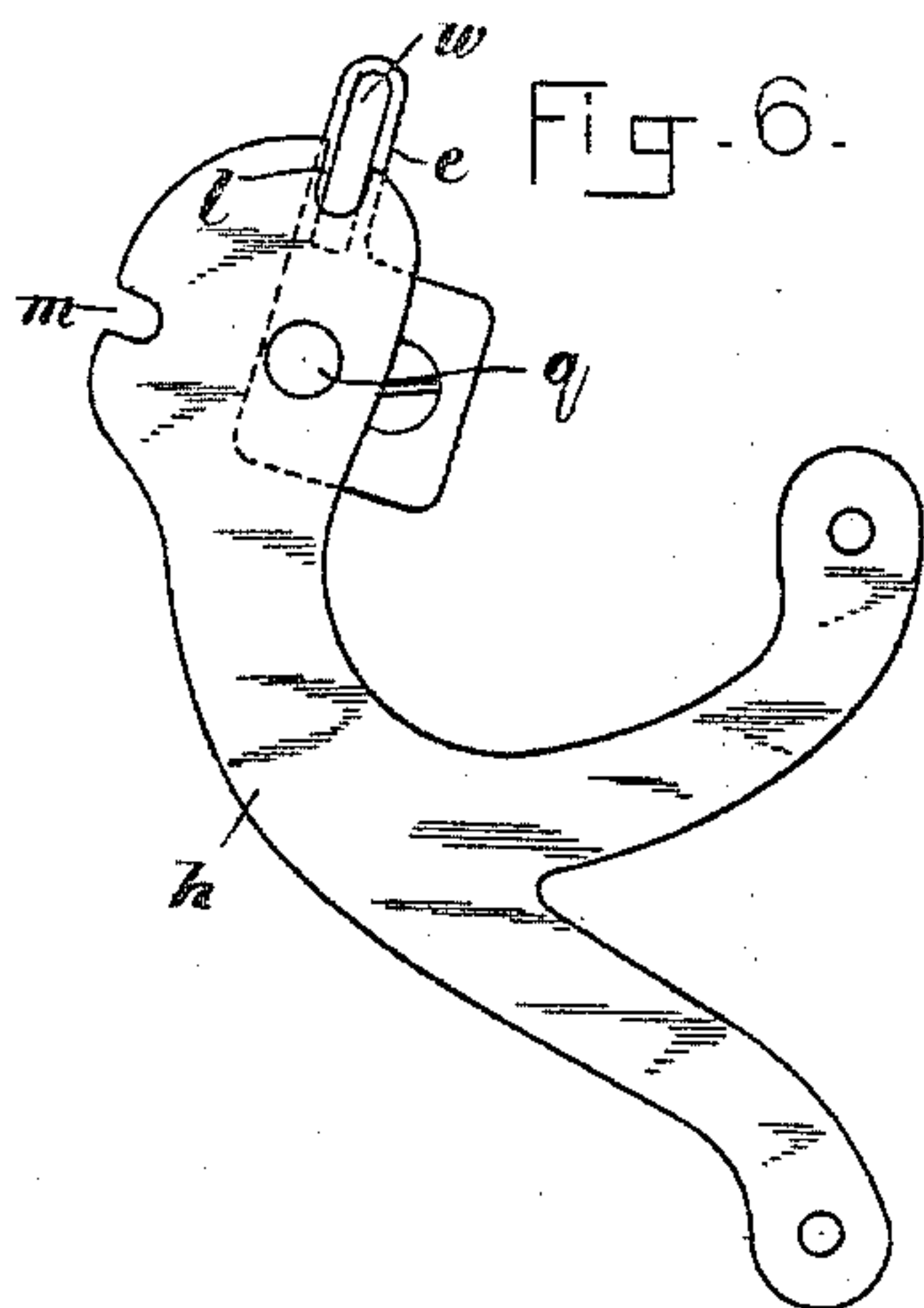
WITNESSES:
Edwing Smith
John L. McLean

INVENTOR:
Frank P. Harriman.
by
Chas. P. Perkins
His Atty.

F. P. HARRIMAN.
PILLOW SHAM HOLDER.

No. 453,582.

Patented June 2, 1891.



WITNESSES:
E. Irving Smith
John L. McLean

INVENTOR:
Frank P. Harriman.
by Chas. A. Perrenis
his Atty:

UNITED STATES PATENT OFFICE.

FRANK P. HARRIMAN, OF MALDEN, MASSACHUSETTS.

PILLOW-SHAM HOLDER.

SPECIFICATION forming part of Letters Patent No. 453,582, dated June 2, 1891.

Application filed July 25, 1890. Serial No. 359,886. (No model.)

To all whom it may concern:

Be it known that I, FRANK P. HARRIMAN, a citizen of the United States, residing at Malden, in the county of Middlesex and State of Massachusetts, have invented certain new and useful Improvements in Pillow-Sham Holders; and I do hereby declare that the following is a full, clear, and exact description of the invention, which will enable others skilled in the art to which it appertains to make and use the same.

In the accompanying drawings, Figure 1 is a top plan view of my holder. Fig. 2 is a front view of the holder attached to a bedstead. Fig. 3 is a plan view of the underside of the holder when turned down upon the pillows, the lock-bracket, and a section of the head-board and post to which it is attached. Fig. 4 is a front plan view of the base of the holder when turned upward. Fig. 5 is an end view of the lock-bracket and the end of the holder fitting into it. Fig. 6 is an enlarged view of the lock-bracket. Fig. 7 is the bracket supporting the other end of the holder. Figs. 8 and 9 show the respective castings on the two ends of the base of the holder.

My holder consists of two sections *a* and *b*, the first of which is composed of a square wooden base-strip *c* and a wire frame *d* and the other of the square wooden base-strip *e* and wire frame *f*. The strip *e* is provided with a sleeve *g*, into which the strip *c* slides, and the latter with a similar sleeve *g'*, into which the strip *e* slides. This arrangement enables the length of the holder to be adjusted.

The holder is attached to the bed-posts by means of brackets *h* and *h'*. The bracket *h'* has a round hole, into which a spindle *k*, forming part of a casting secured to the end of a

wooden strip *c*, fits and turns. The bracket *h* is provided with slots *l* and *m*, into which fits the latch *p*, which consists of a piece of stiff wire linked into a coil *s* of the frame *f*. The casting *v* on the end of the base-strip *e* is provided with a slot *w*, in which the latch *p* slides. When the holder is turned down, the latch *p* rests upon the front edge of the bracket, which is so shaped that the bearing of the latch will prevent the holder from resting upon the pillows, which may be removed from the bed or not, as desired. The holder with the shams upon it will then be supported at an angle and will give to the bed the same appearance whether the pillows are upon it or not.

To secure the holder in an upright position, the latch *p* drops into the slot *l*. To secure it in a horizontal position, as is sometimes desirable, the latch is pushed into the slot *m*. These means afford a simple and effective way of changing the position of the holder and securely fastening it, so it may serve the purpose of a holder for a screen or for pillow-shams in either a perpendicular or horizontal position or at an angle.

What I claim as my invention is—

The combination of the bracket *h*, having open slots *l* and *m*, and a pillow-sham holder having a base-strip provided with a casting *v*, having slot *w*, and a spindle *q*, journaled in said bracket, and a latch *p*, guided and held in place in said slot and adapted to be dropped into or lifted out of said slots *l* and *m*, substantially as set forth.

FRANK P. HARRIMAN.

Witnesses:

ANSON M. LYMAN,
CHAS. F. PERKINS.