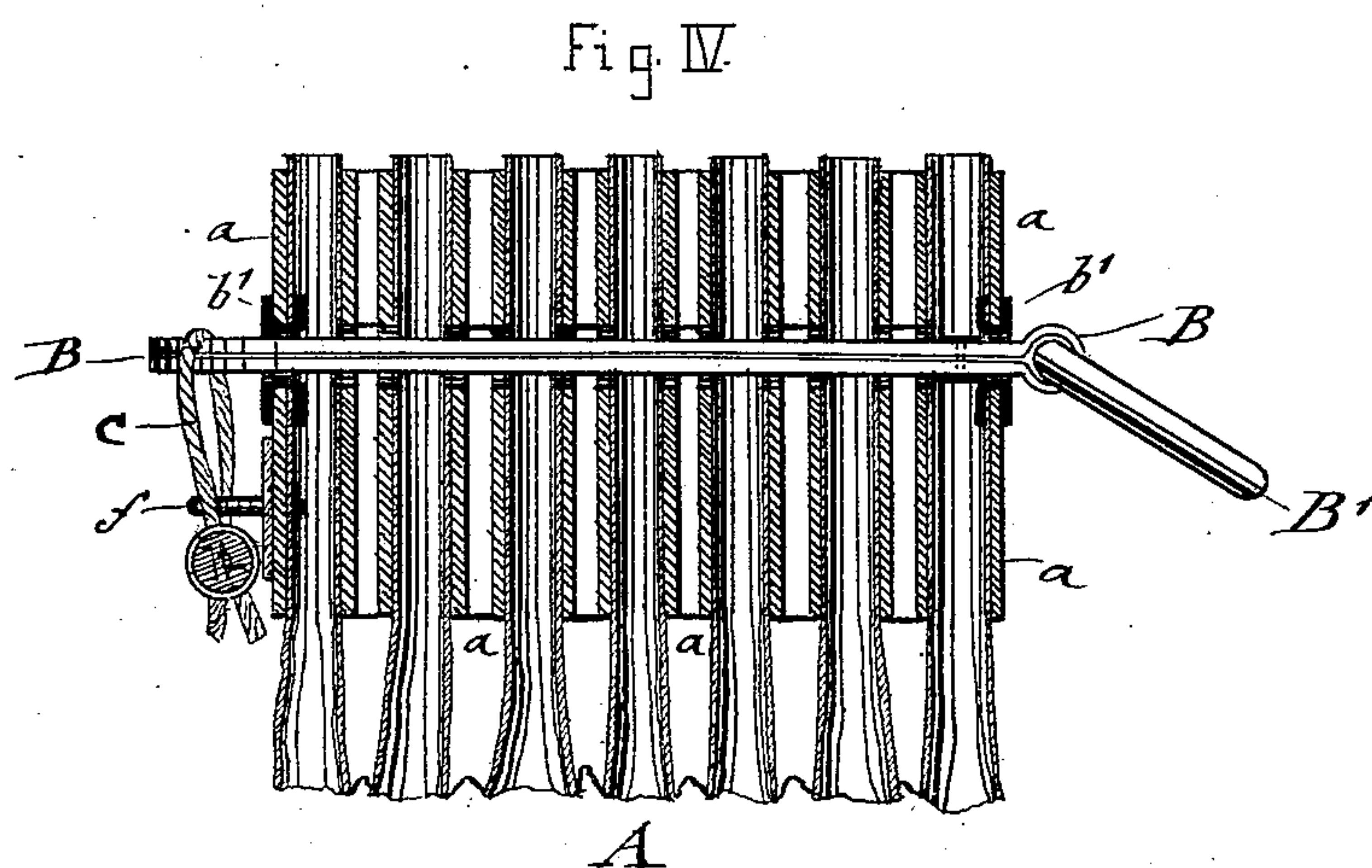
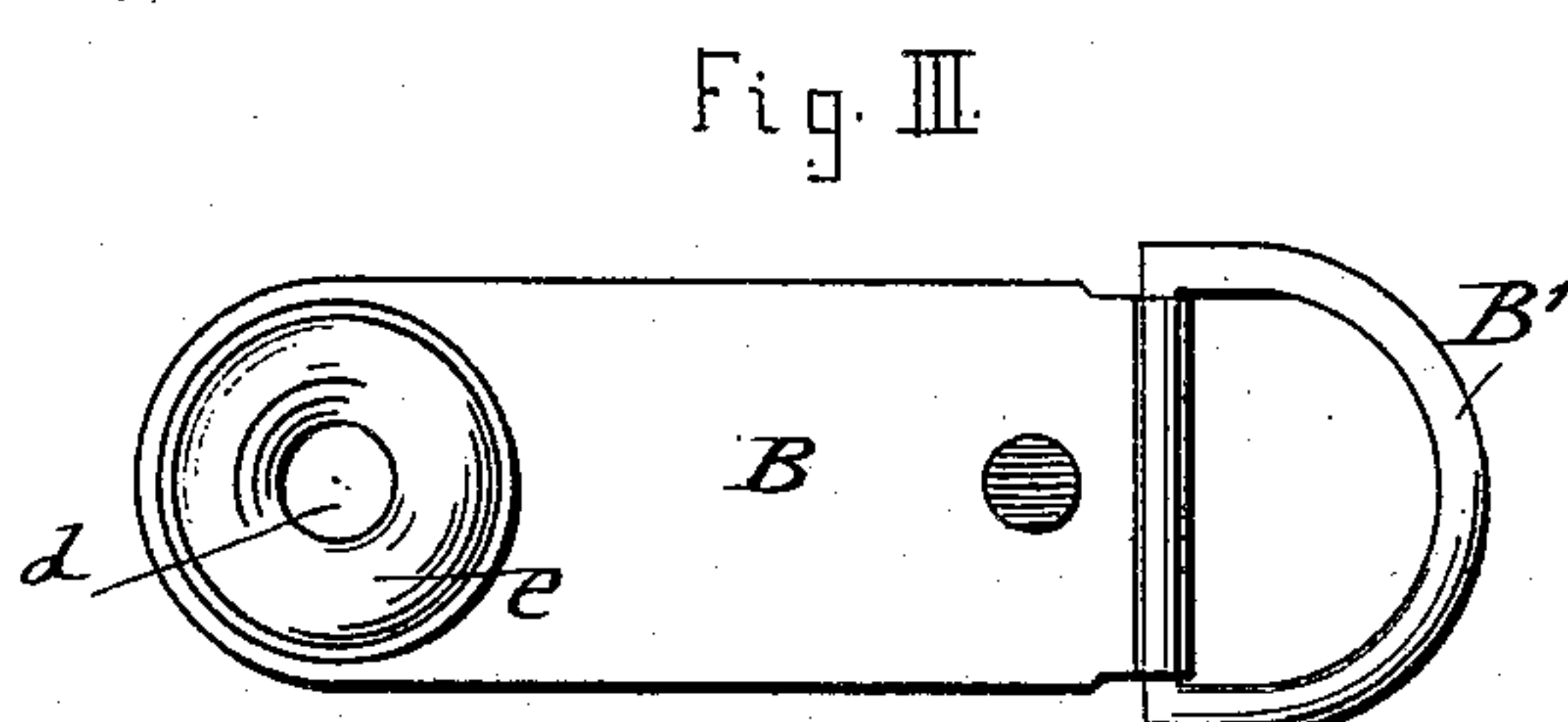
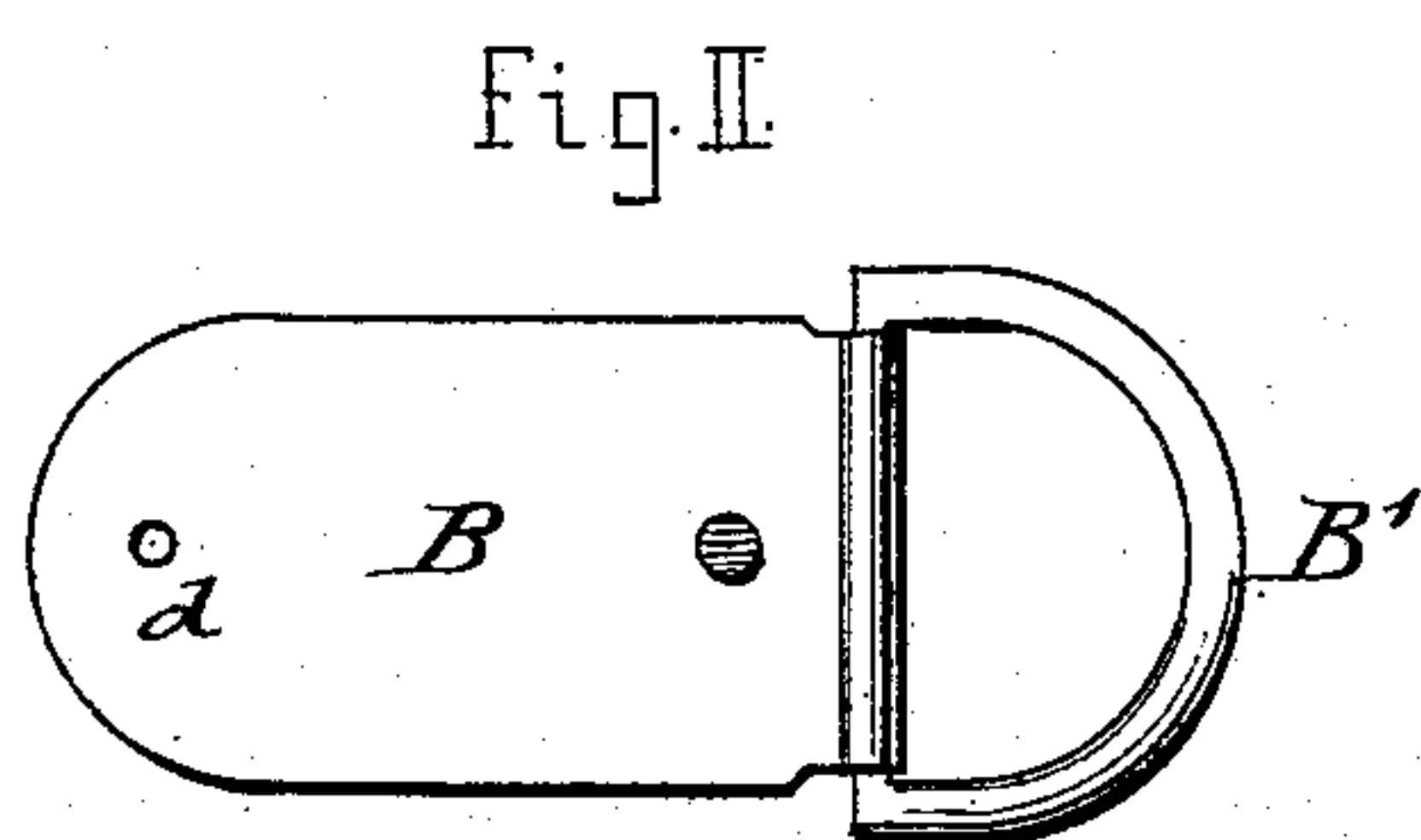
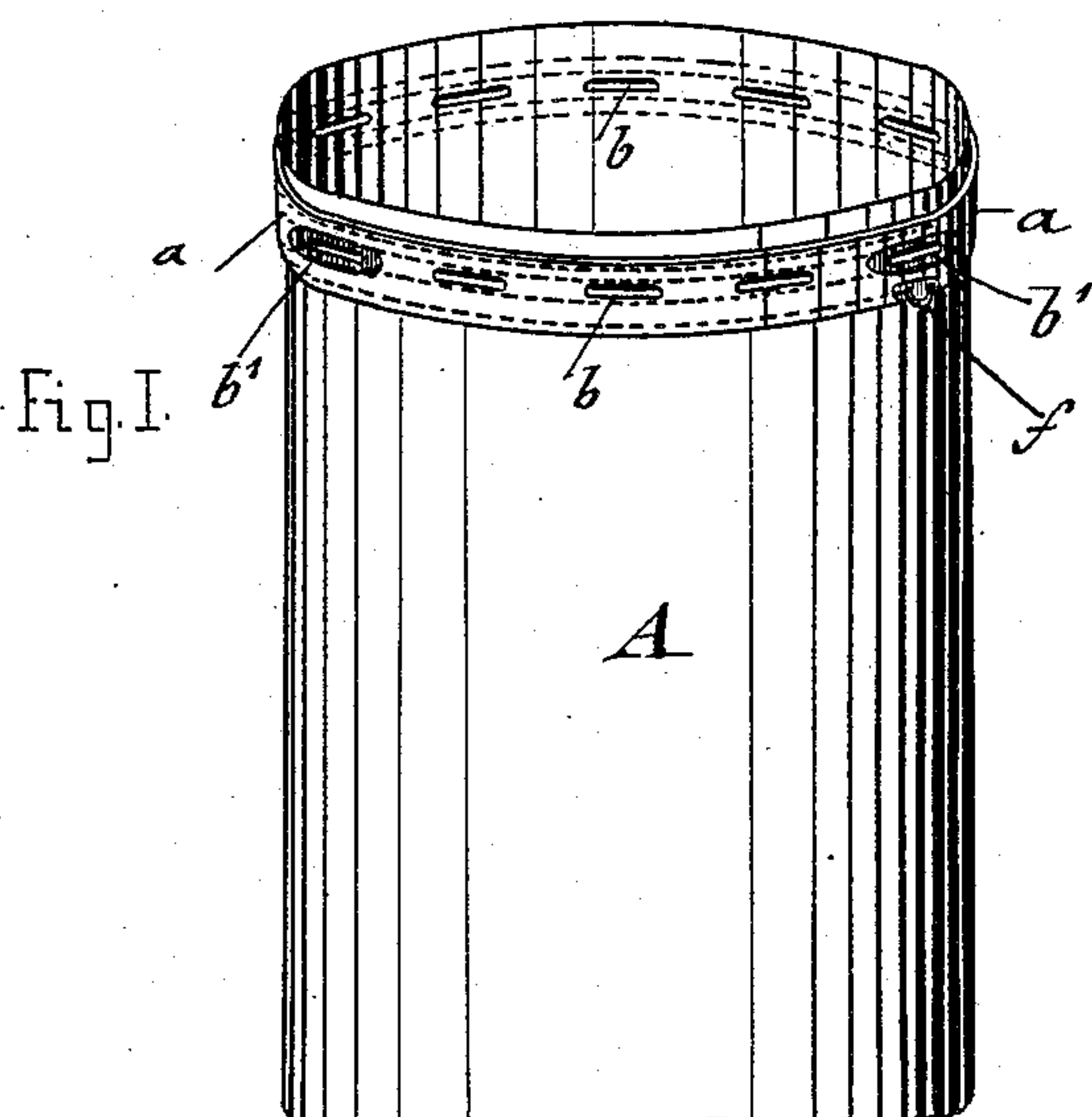


(No Model.)

C. D. SILLECK.
MAIL OR EXPRESS BAG.

No. 453,404.

Patented June 2, 1891.



WITNESSES:

Werner
Charles Schroeder

INVENTOR

Charles D. Silleck

BY

James H. Ruggener

ATTORNEYS

UNITED STATES PATENT OFFICE.

CHARLES D. SILLECK, OF BROOKLYN, ASSIGNOR TO JOHN BOYLE & CO., OF
NEW YORK, N. Y.

MAIL OR EXPRESS BAG.

SPECIFICATION forming part of Letters Patent No. 453,404, dated June 2, 1891.

Application filed February 10, 1891. Serial No. 380,975. (No model.)

To all whom it may concern:

Be it known that I, CHARLES D. SILLECK, of the city of Brooklyn, county of Kings, and State of New York, a citizen of the United States, have invented certain new and useful Improvements in Mail and Express Bags, of which the following is a specification.

This invention relates to an improved mail and express bag which is specially designed to ship silver coins and similar articles by express, it being readily closed by means of a seal or padlock and prevented from opening by the same; and the invention consists of a mail and express bag the mouth of which is provided with a re-enforcing leather or other band provided with slots, the end slots having grommets, and of a detachable locking piece or tongue that is provided at one end with a D-ring and at the other end with an opening, said locking piece or tongue being inserted through the slots of the folded-up mouth of the bag and locked to a fixed staple below one of the end grommets by means of a lead seal or a padlock.

In the accompanying drawings, Figure 1 represents a perspective view of my improved mail and express bag, showing the same in open position. Figs. 2 and 3 are top views of two slightly-varying locking pieces or tongues that are inserted through the slots of the mouth of the bag for closing the same, and Fig. 4 is a vertical transverse section of the bag shown as closed and ready for shipment.

Similar letters of reference indicate corresponding parts.

Referring to the drawings, A represents a mail or express bag of canvas or other suitable fabric, which is re-enforced at the mouth by means of a leather band *a*, which is attached thereto by longitudinal lines of stitches and provided with slots *b'*, that are cut into the re-enforcing band and the fabric, the end slots being re-enforced by grommets *b'*, as shown clearly in Figs. 1 and 4. A detachable locking piece or tongue B, that is made of sheet-brass or other suitable material, is provided at one end with a D-ring B', said tongue being preferably made of a strip of sheet metal which is doubled up around

the D-ring and riveted together. The opposite end of the locking piece or tongue is provided with an opening *d*, through which a wire *c* is passed in case the bag is sealed, in which case the opening *d* is made simply large enough for passing the wire through the same, as shown in Fig. 2, while when a padlock is used for closing the bag the opening *d* is made larger and re-enforced by a suitable grommet *e*, as shown in Fig. 3.

When the bag A is to be closed for shipment, the locking piece or tongue B is passed through the slots *b* in the mouth of the bag, the upper part of the same being first folded together in such a manner that the slots are in line with each other, while the end slots, which are re-enforced by the grommets, are at the outermost folds of the same. Below one of the grommets *b* is arranged a fixed staple *f*, that is attached to the re-enforcing band *a* and the bag, which serves in connection with the apertured end of the locking piece or tongue B to lock the bag by passing either sealing-wire or the bail of a padlock through the aperture of the tongue and the fixed staple.

Before applying the wire seal or the padlock the locking piece or tongue B is passed through all the slots, so that the D-ring B' abuts against one end of the bag, while the locking device retains the locking-piece B at the opposite end of the same, by which the bag is firmly and reliably held in closed and locked position for shipment.

Having thus described my invention, I claim as new and desire to secure by Letters Patent—

1. A mail and express bag provided at its mouth with a re-enforcing band and slots in said bag and bands, a detachable locking piece or tongue passed through the slots of the re-enforced mouth and provided with a D-ring at one end and an aperture in the other, a staple attached to the bag below one of said slots, and a locking device adapted to be passed through the apertured end of the tongue and the staple, substantially as set forth.

2. A mail and express bag provided at its mouth with a re-enforcing band, said mouth

and re-enforcing band being provided with
slots at suitable distances from each other,
the slots at opposite ends of the bag being
provided with re-enforcing grommets, a fixed
5 staple attached to the bag below one of the
grommets, and a detachable flat locking
piece or tongue that is passed through
the slots of the folded-up bag and provided
at one end with a D-ring and at the opposite
10 end with an aperture for passing the locking

device through the aperture and the staple,
substantially as set forth.

In testimony that I claim the foregoing as
my invention I have signed my name in pres-
ence of two subscribing witnesses.

CHARLES D. SILLECK.

Witnesses:

PAUL GOEPEL,

CHARLES SCHROEDER.