

(No Model.)

3 Sheets—Sheet 1.

J. HORVATH.
OVERSEAMING SEWING MACHINE.

No. 452,864.

Patented May 26, 1891.

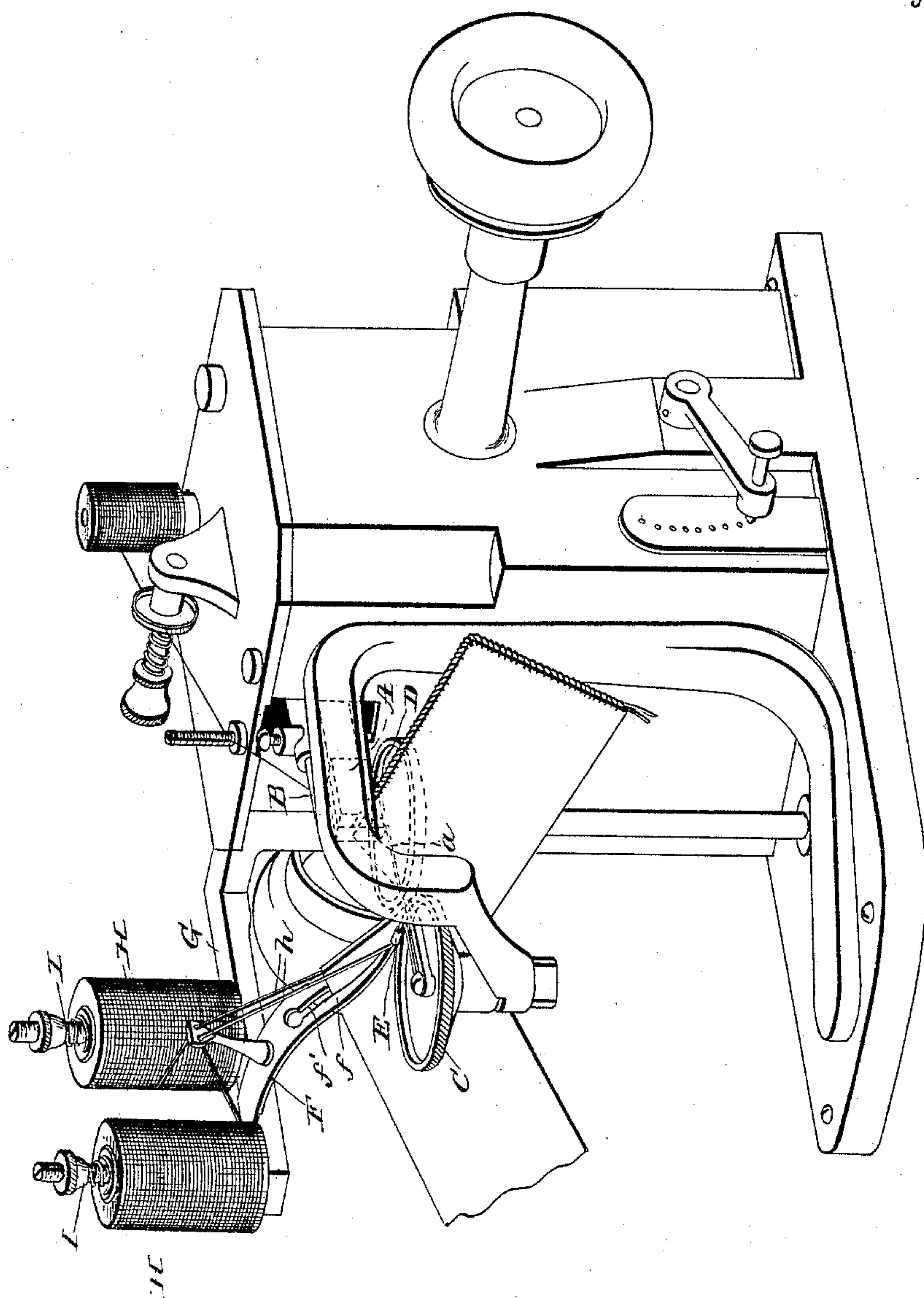


Fig. 1.

Witnesses

E. D. Smith

Thomas Durant.

Inventor
Jennie Horvath.
By *Chas. H. Hurd*
her Attorneys

(No Model.)

3 Sheets—Sheet 2.

J. HORVATH.
OVERSEAMING SEWING MACHINE.

No. 452,864.

Patented May 26, 1891.

Fig. 2.

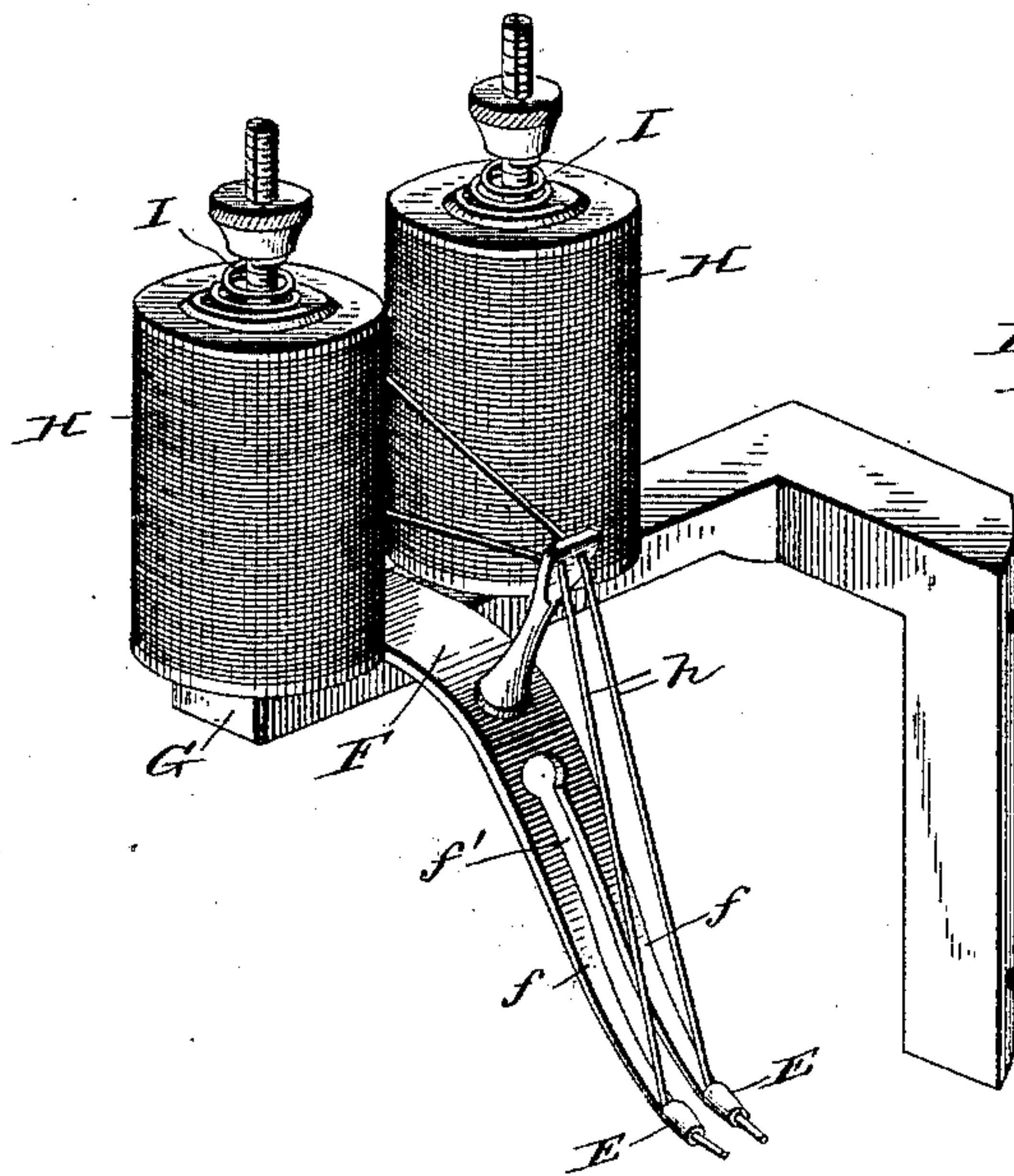
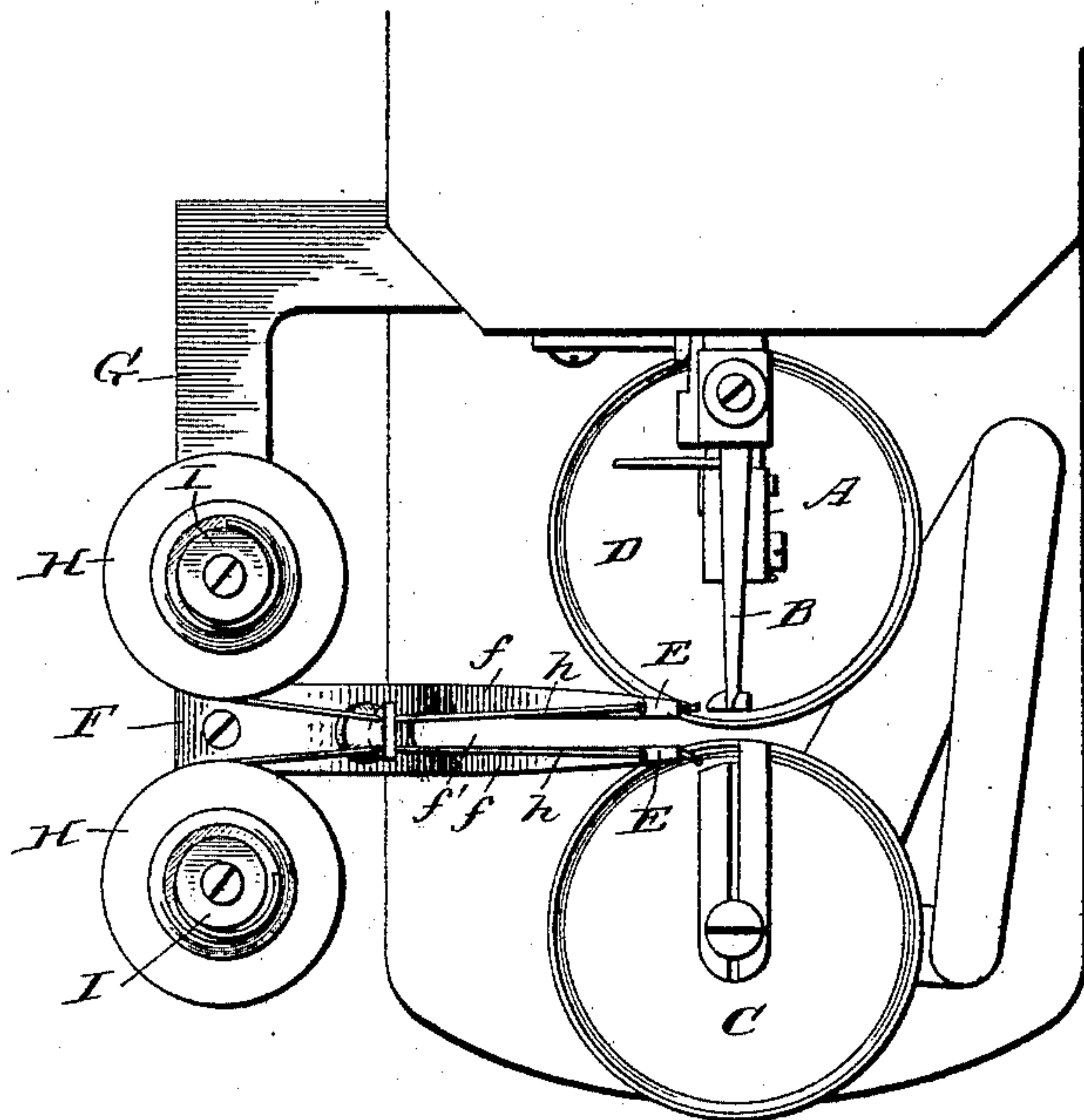


Fig. 3.

Witnesses

E. D. Smith

Thomas Durant

Jennie Horvath,
Inventor

By *Church & Church*
her Attorneys

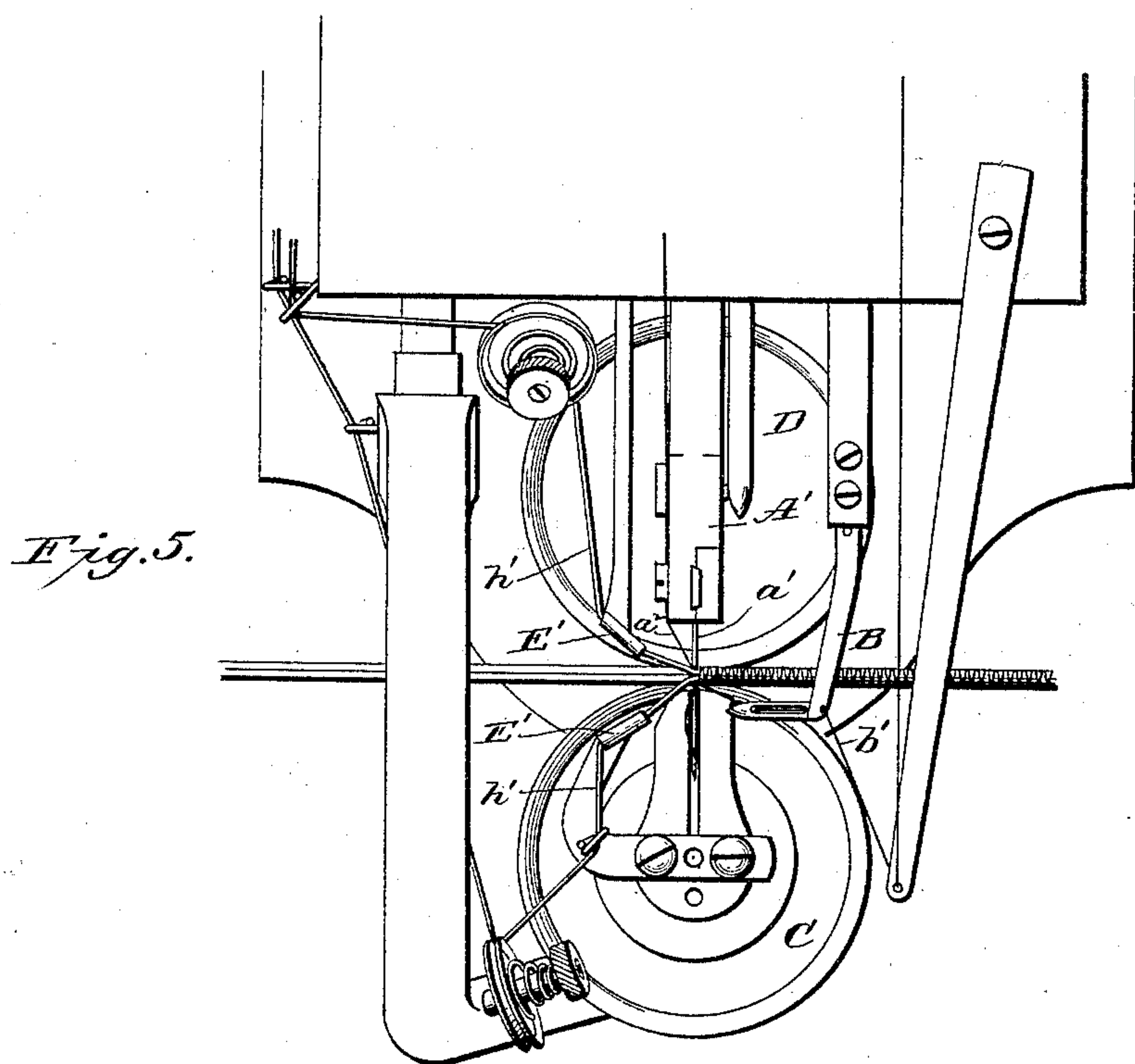
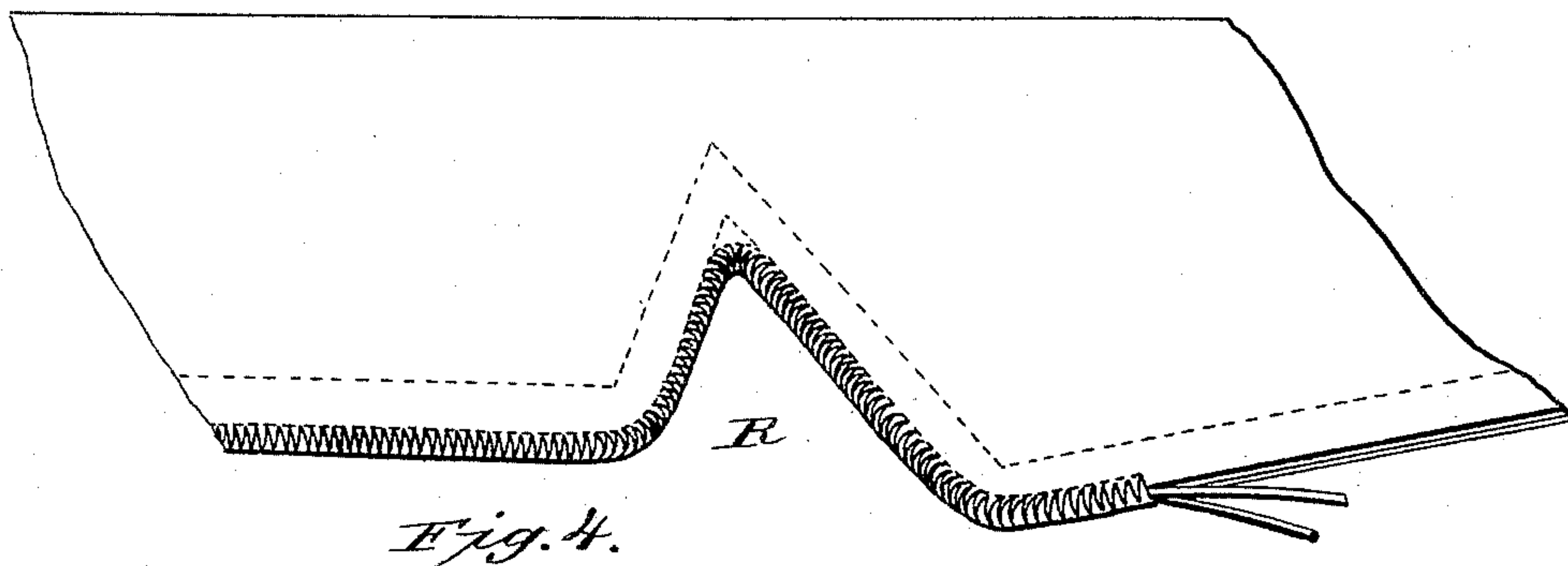
(No Model.)

3 Sheets—Sheet 3.

J. HORVATH.
OVERSEAMING SEWING MACHINE.

No. 452,864.

Patented May 26, 1891.



Witnesses
E. D. Smith
Thomas Durant.

Inventor
Jennie Horvath,
By *Church & Church*
her Attorneys

UNITED STATES PATENT OFFICE.

JENNIE HORVATH, OF NEW YORK, N. Y., ASSIGNOR OF ONE-HALF TO
MYER STERN, OF SAME PLACE.

OVERSEAMING SEWING-MACHINE.

SPECIFICATION forming part of Letters Patent No. 452,864, dated May 26, 1891.

Application filed February 3, 1891. Serial No. 379,953. (No model.)

To all whom it may concern:

Be it known that I, JENNIE HORVATH, of New York, in the county of New York and State of New York, have invented certain new and useful Improvements in Overseaming Sewing-Machines; and I do hereby declare the following to be a full, clear, and exact description of the same, reference being had to the accompanying drawings, forming a part of this specification, and to the letters of reference marked thereon.

My invention has for its object to so improve that class of sewing-machines known as "overseaming-machines" as to enable cords to be overseamed upon the raw edges of garments or other articles irrespective of the form of the outline of such edges, thereby accomplishing by machinery what has hitherto been deemed possible to accomplish by hand-sewing only.

My invention is carried into practice by the addition of very simple appliance to the ordinary well-known type of overseaming-machines embodying a reciprocating needle, an oscillating looper, and two revolving feed-disks. The said appliance consists of two cord-guides arranged in proximity to the revolving feed-disks of the machine, but so far separated from each other as to enable the work being operated upon to be freely turned and adjusted vertically, so as to enable the guides to conduct the cords to the edges of the fabric regardless of the outline or contour of said edges—that is to say, whether they be straight or curved or whether they be formed into projecting or re-entrant angles or curves. In short, the guides are so arranged as that the operation of the overseaming-machine is not interfered with in the slightest, but is enabled to sew the cords at any point where it would be possible to apply the overseaming-stitch without the inclusion of the cords. By preference I arrange the cord-guide upon the extremities of a bifurcated support, which in turn is secured to a bracket that is bolted or otherwise secured to the machine proper, and upon the bracket referred to I preferably mount the spools which contain the cord and the tension devices by means of which the tension of the cord is regulated. While I

preferably thus construct the appliance as an attachment to an ordinary overseaming-machine, it is evident that I may make it as an integral part of such a machine.

In operation the edges of the fabric to be overseamed are brought together and inserted between the feed-disks in the ordinary manner, after which the cords are drawn from the cord-guides and held upon the edges of the fabric until the first few stitches are made, when the operation proceeds in precisely the same manner as though the cord were not present, the cords being drawn from their spools as the work is fed and laid and secured symmetrically along the edges of the fabric by the stitches, thereby imparting a finish to the fabric greatly superior to that produced by hand-sewing, because of the absolute evenness of the stitches and a regularity of tension on the cords impossible to be obtained where the work is done by hand. The bifurcation of the cord-guide support enables the edge of the work to be freely turned and adjusted vertically as the needle follows the curves, angles, and sinuosities of the outline or contour of the edges being treated.

Referring to the accompanying drawings, Figure 1 represents a perspective view of an ordinary overseaming-machine to which my invention is applied. Fig. 2 is a top plan view of a portion of the same. Fig. 3 is a view of my improved appliance detached from the machine. Fig. 4 illustrates a sample of the work produced by my invention. Fig. 5 is a view showing the application of my invention to a double-thread machine.

A represents the needle-bar of the machine, carrying the needle *a*; B, the oscillating looper; C D, the revolving feed-disks, the outer one C being the adjustable one.

E E are the cord-guides formed upon or secured to the extremities *ff* of the bifurcated support F, a space *f'* being left between them for the vertical play of the work.

G is the bracket to which the cord-guide support is secured; H H, the spools of cord; *h h*, the cords themselves, and I the tension devices for regulating the tension of the cords.

I have not deemed it necessary to show the

construction of internal mechanism of the machine, as it will be well understood by those skilled in the art.

It is obvious that with my machine cords of
5 any colors may be applied to the edges of fabrics expeditiously and at an expense far less than that applied by hand-work. A sample of the work performed by the machine is illustrated in Fig. 4. Were the cord-guides
10 not located out of the plane of the work it would be impracticable to apply the cords to a re-entrant angle, such as shown at R in said figure. This illustrates the necessity of spreading apart the cord-guides.

15 One of the cord-guides—for instance, the outer one—might be dispensed with, and the other guide caused to deliver a single cord to the edges of the fabric; but I prefer to use both guides and the double cord for the reason
20 that the opposing tensions of the latter cause the stitches to be laid with greater uniformity and the finish of the edges to be therefore greatly superior.

Another advantage of using two guides and
25 two cords is that where double-faced goods are operated upon the two cords may be of different colors, so that each will correspond to the color of the side of the fabric which it lies nearer to.

30 The application of my invention to a double-thread machine is shown in the modification, Fig. 5. In this machine the oscillating looper carries a thread as well as the reciprocating needle, and loops from each are alternately
35 carried over the cords on the edges of the fabric. This machine is of well-known type, and I do not regard that more than a mere designation of parts is necessary, A' being the needle-bar carrying the needle a' and thread
40 a^2 , B the oscillating looper carrying the thread b' , C D the revolving feed-disks, E' E'

the cord-guides, and $h' h'$ the cords. In this modification, as in the other, both the cord-guides are out of line with the work and offer
45 no obstruction to the manipulation of the latter.

Having thus described my invention, what I claim as new is—

1. The combination, with the reciprocating needle, fabric-feeding mechanism, and oscillating looper passing around the edge of the
50 fabric from one side to the other, whereby the edge of the fabric is overseamed, of two stationary cord-guides arranged, respectively, on opposite sides of the plane in which the
55 work moves and beyond the line of feed, whereby the work may be turned and adjusted in the feed mechanism without interference by said guides, substantially as described.

2. The combination, with the reciprocating needle, an oscillating looper, and two horizontally-revolving feed-disks, substantially
60 such as described, of two cord-guides arranged, respectively, on opposite sides of the
65 plane in which the work moves and above the level of the feed-disks, whereby the said work may be turned and adjusted vertically without interference with said guides, as set forth.

3. The combination, with the reciprocating
70 needle, an oscillating looper, and two revolving feed-disks, of the two cord-guides, and the bifurcated support upon which the same are mounted, having one arm on each side of
75 the plane in which the work is fed, whereby an unobstructed space is left between the guides in which the work may turn, substantially as described.

JENNIE HORVATH.

Witnesses:

MELVILLE CHURCH,
ALEX. S. STEUART.