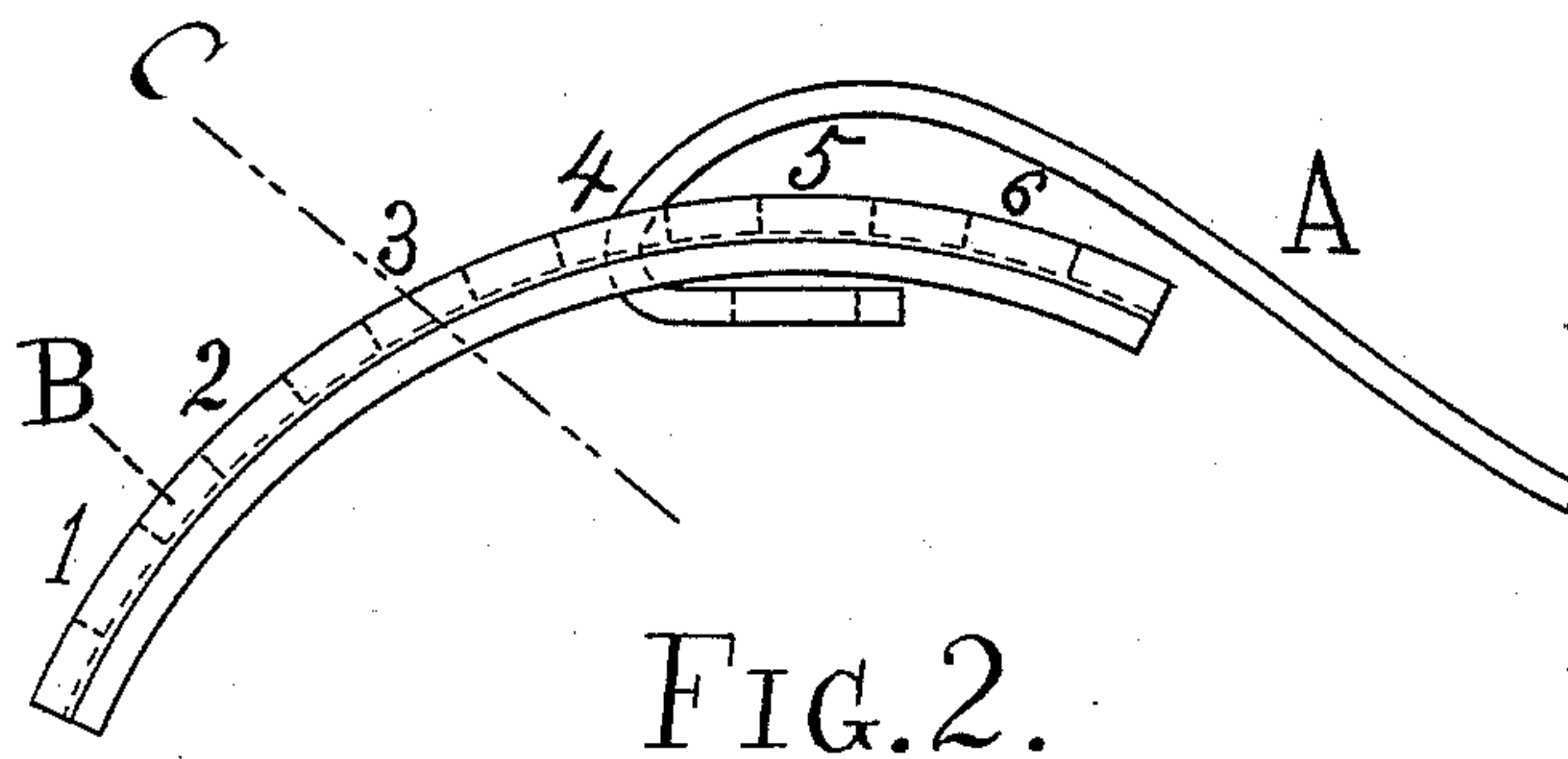
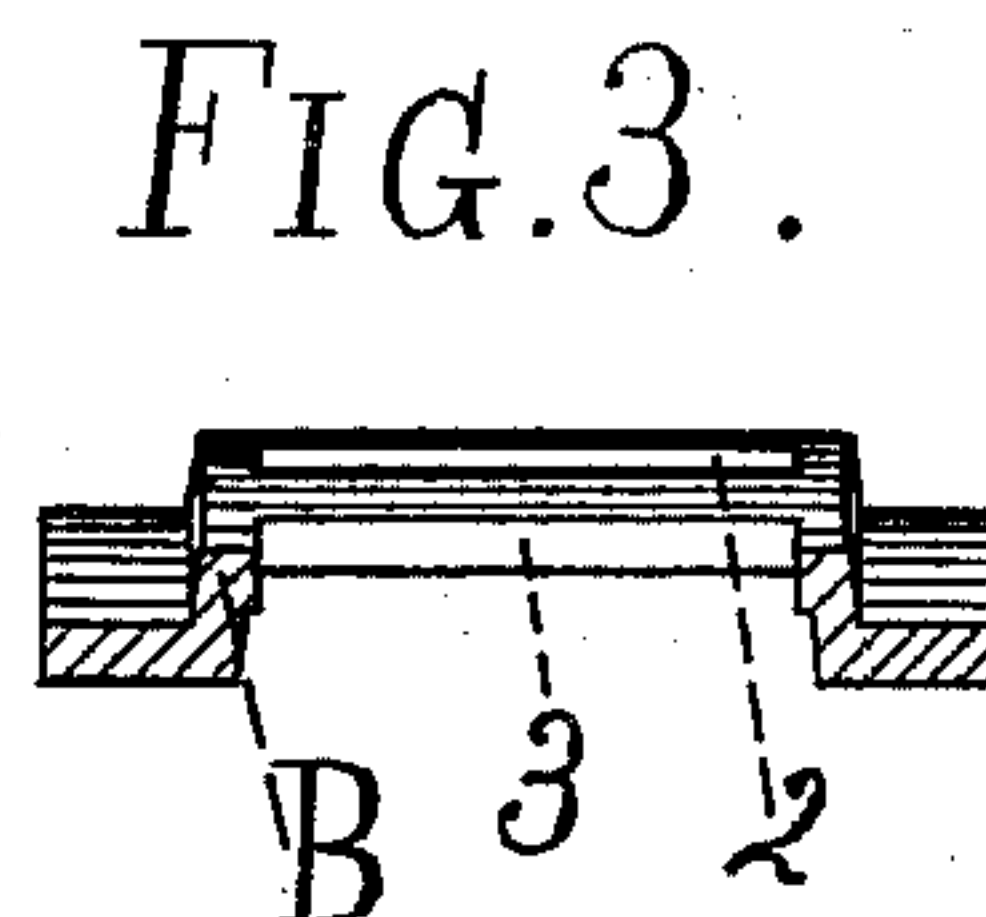
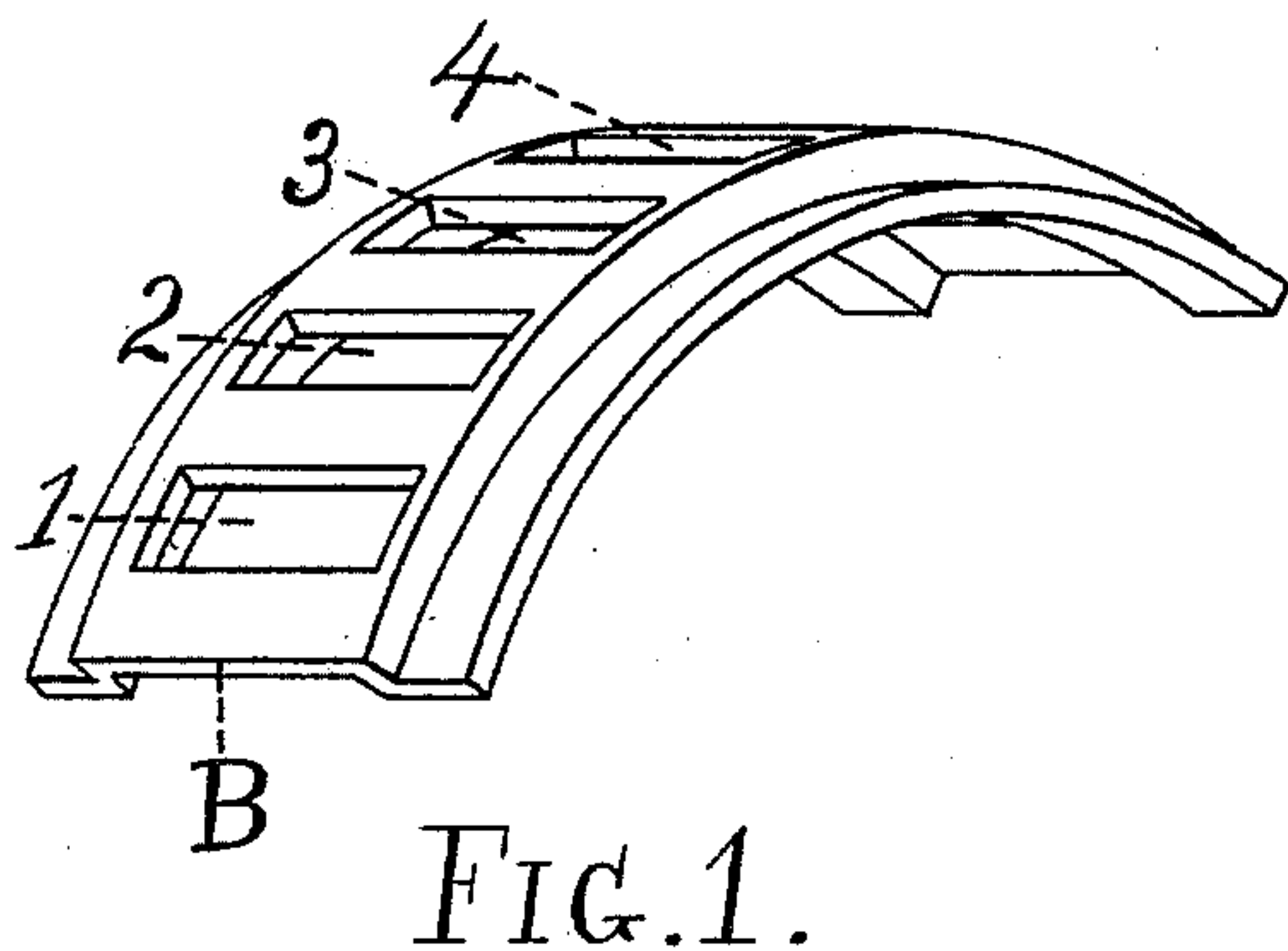


(No Model.)

H. S. PULLMAN.  
SHOE FASTENING.

No. 452,851.

Patented May 26, 1891.



WITNESSES.

*H. F. Morton*  
*Leonard S. Savage*

INVENTOR.

*Herbert S. Pullman*  
*By*  
*Nathan W. Crandall*  
*Atty.*

# UNITED STATES PATENT OFFICE.

HERBERT S. PULLMAN, OF MERIDEN, CONNECTICUT, ASSIGNOR OF ONE-HALF  
TO GROVE H. WILSON, OF SAME PLACE.

## SHOE-FASTENING.

SPECIFICATION forming part of Letters Patent No. 452,851, dated May 26, 1891.

Application filed April 9, 1889. Serial No. 306,594. (No model.)

*To all whom it may concern:*

Be it known that I, HERBERT S. PULLMAN, a citizen of the United States, residing at Meriden, in the county of New Haven and State of Connecticut, have invented certain new and useful Improvements in Loop or Catch Plates for Overshoes; and I do declare the following to be a full, clear, and exact description of the invention, such as will enable others skilled in the art to which it appertains to make and use the same, reference being had to the accompanying drawings, and to the letters and figures of reference marked thereon, which form a part of this specification, and represent, in—

Figure 1, a perspective view of my improved loop or catch plate. Fig. 2 is a view in side elevation of the same device, the usual hook or clasp A with which it is designed to be used being shown in position. Fig. 3 is a view in transverse section of my improved loop or catch plate, taken through the line C, Fig. 2.

This invention relates to improvements in fastenings for overshoes; and it consists of a loop or catch plate and the manner in which it is constructed, and to which reference will be more fully hereinafter made, and pointed out in the claim.

The object of this invention is to economize in metal and lessen labor, thereby producing a convenient and efficient loop or catch plate at a greatly-reduced cost.

It is designed for use with the usual hook or clasp and in essentially the ordinary manner.

In carrying out this invention a blank of

substantially rectangular shape is preferably cut from the sheet in any approved manner. Transverse slots 1, 2, 3, 4, 5, and 6 are then or in the same operation with cutting the blank, produced at regular intervals throughout its entire length, as shown in Fig. 1. A wide rib B is then raised longitudinally and centrally of the blank, and at the same time the plate is curved to the proper shape, as in Figs. 1 and 2.

As will be readily understood, by raising the central rib the plate will be greatly stiffened, and I am therefore enabled to use much lighter metal than would otherwise be practicable.

Having thus described my invention, what I claim, and desire to secure by Letters Patent, is—

In a loop or catch plate for overshoes, the combination, with a tongue or lever of usual construction, of a take-up plate formed from a blank of substantially rectangular shape, and consisting of a raised central longitudinal portion, two lateral flanges, and two upright portions connecting the said raised portion and the said flanges, the said raised portion being provided with a series of alternate transverse slots and cross-bars, all arranged and operating substantially as shown and described, and for the purpose specified.

In testimony whereof I affix my signature in presence of two witnesses.

HERBERT S. PULLMAN

Witnesses:

J. S. NORTON, Jr.,

E. A. WILSON.