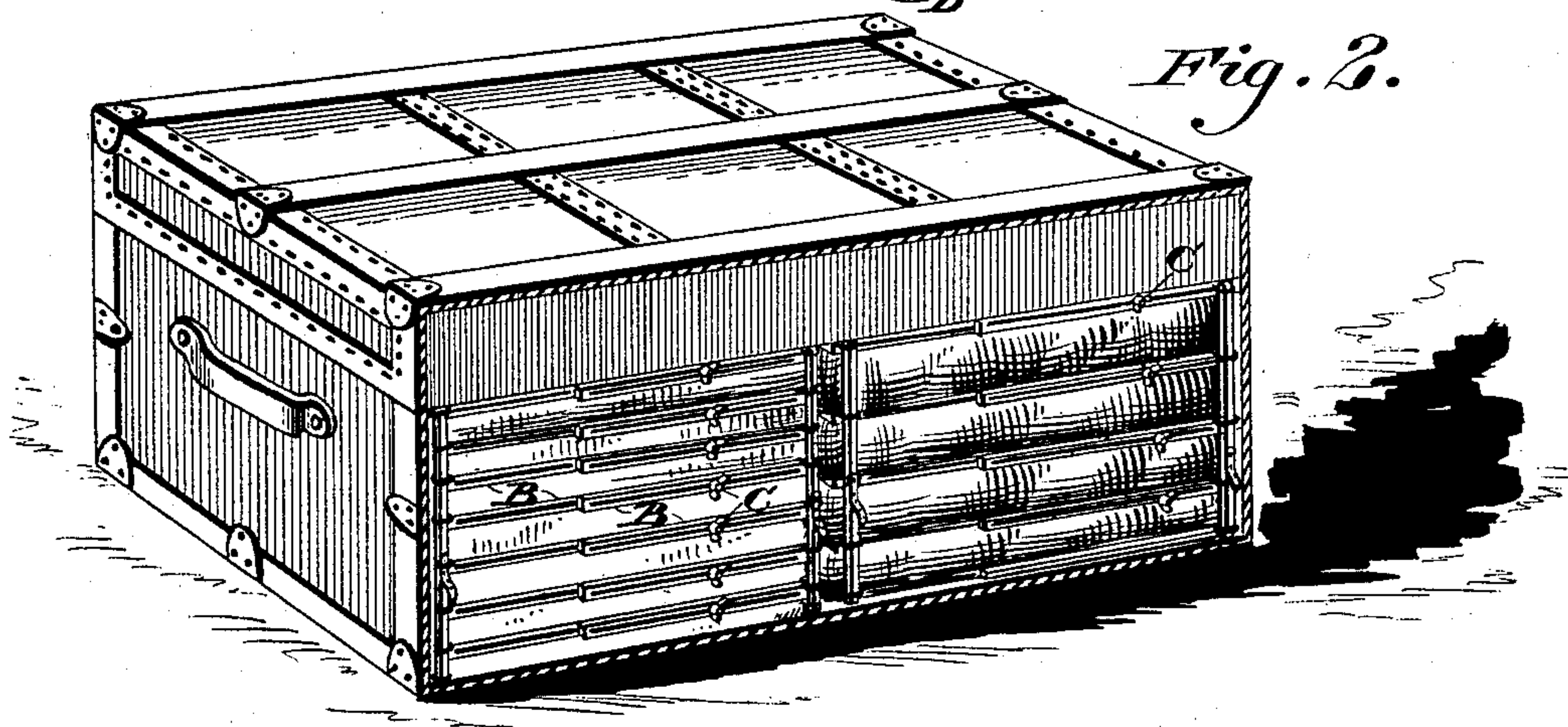
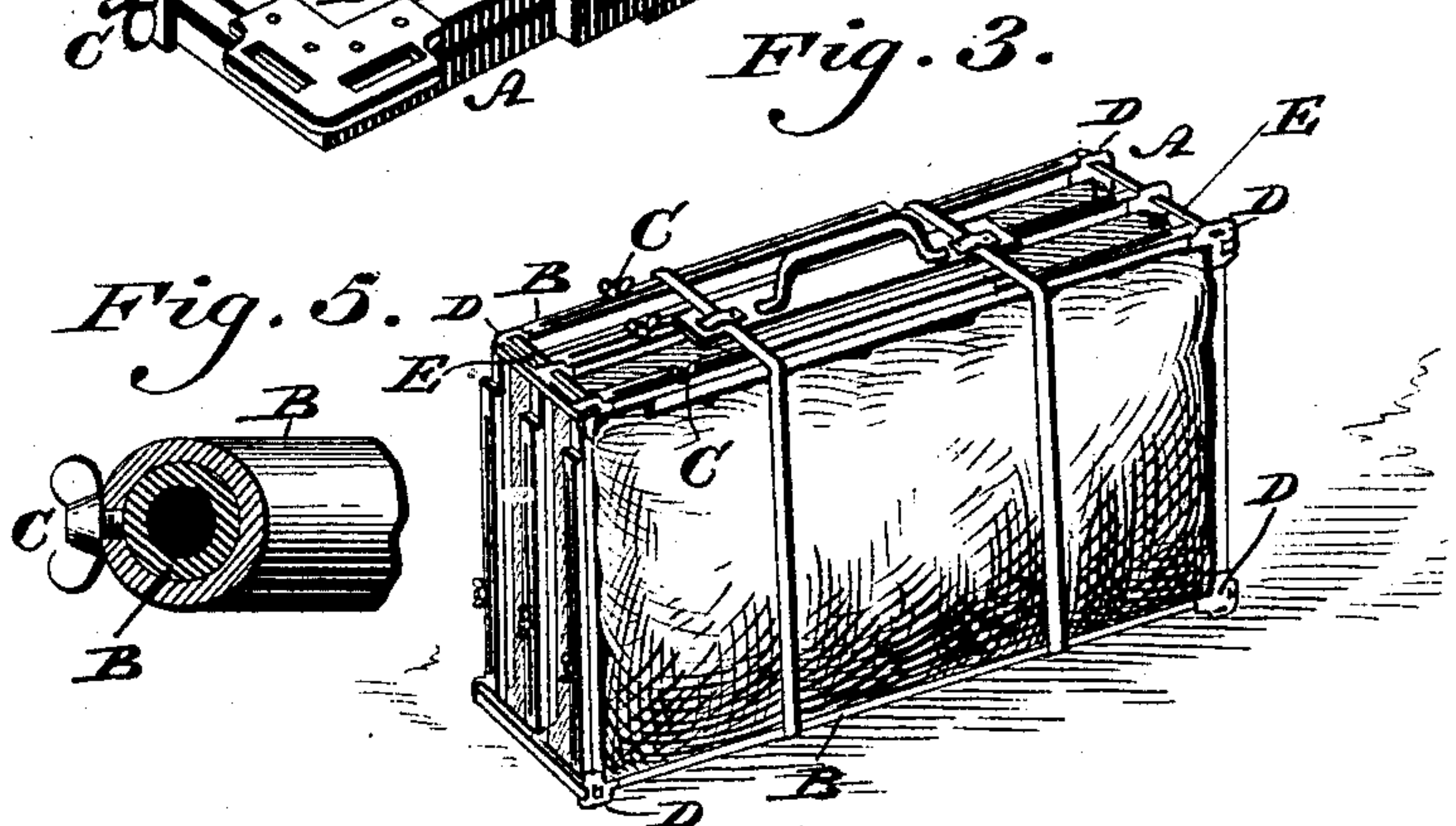
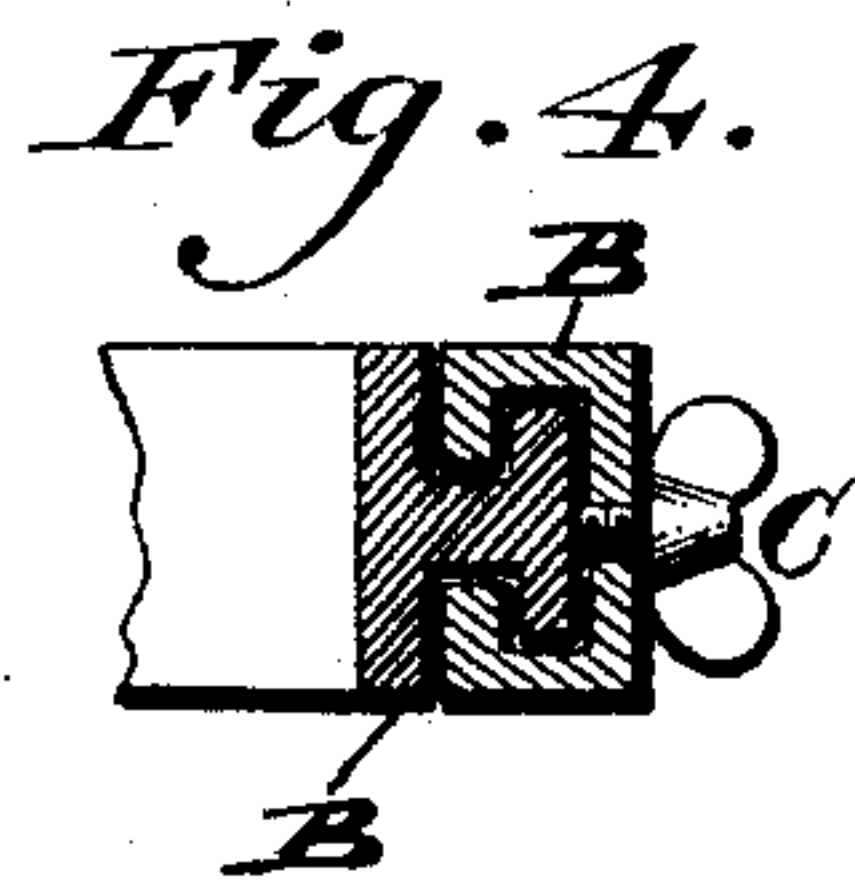
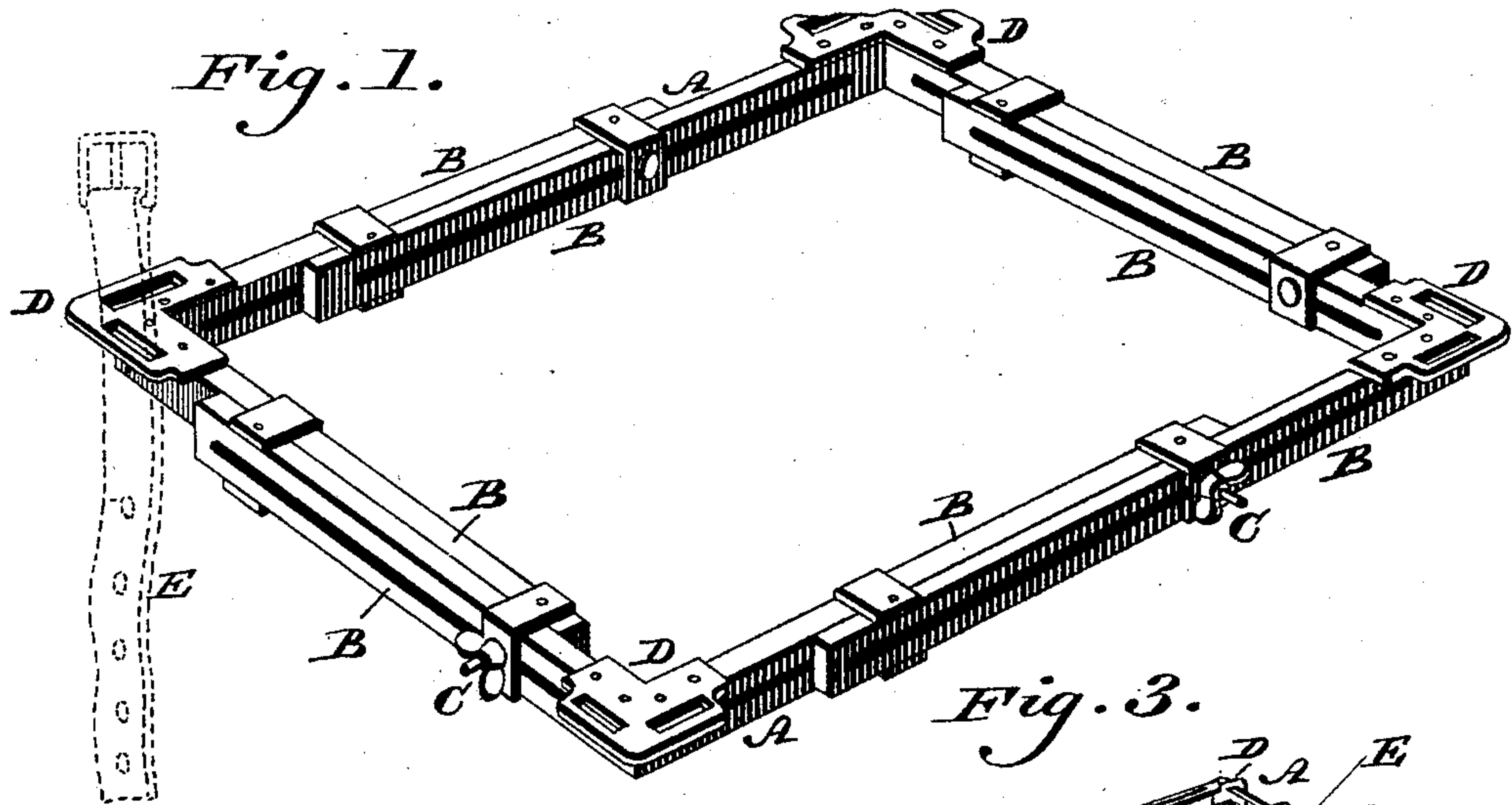


(No Model.)

E. L. O'CONNOR.
GARMENT HOLDER.

No. 452,727.

Patented May 19, 1891.



WITNESSES:
A. P. Jennings.
Wm. C. Widersheim.

INVENTOR
Edward L. O'Connor.
BY John C. Widersheim,
ATTORNEY.

UNITED STATES PATENT OFFICE.

EDWARD L. O'CONNOR, OF CINCINNATI, OHIO, ASSIGNOR OF ONE-HALF TO
SYLVAN DALSIMER, OF PHILADELPHIA, PENNSYLVANIA.

GARMENT-HOLDER.

SPECIFICATION forming part of Letters Patent No. 452,727, dated May 19, 1891.

Application filed August 2, 1890. Serial No. 360,774. (No model.)

To all whom it may concern:

Be it known that I, EDWARD L. O'CONNOR, a citizen of the United States, residing at Cincinnati, in the county of Hamilton, State of Ohio, have invented a new and useful Improvement in Garment Holders and Protectors for Trunks, &c., which improvement is fully set forth in the following specification and accompanying drawings.

My invention consists of a garment holder and protector for a trunk, &c., formed of adjustable frames between which garments, &c., may be held, and means for connecting said frames and preventing separation of the same, whereby the garments, &c., are guarded against improper folding, rumpling, &c., or gathering at one end of the holder or of the trunk when packed therein.

Figure 1 represents a perspective view of a garment holder and protector embodying my invention. Fig. 2 represents a perspective view of a trunk partly broken away, showing the garment holder and protector therein. Fig. 3 represents a perspective view of the holder and protector when employed as a carrying device independent of a trunk, &c. Figs. 4 and 5 represent sections of modifications on enlarged scales.

Similar letters of reference indicate corresponding parts in the several figures.

Referring to the drawings, A designates a frame whose sides are formed of adjustably-connected slats, bars, or tubes B, with screws C connected therewith, said slats or bars being placed side by side, so as to slide one on the other in order to increase or decrease the length of the sides, and consequently the dimensions of the frame, the same result being accomplished by tubes which are fitted to each other telescopically, as in Fig. 5. At the corners of the frame are slotted plates, ears, eyes, or loops D, through which are passed straps E, whereby several frames may be coupled or connected one with the other.

The operation is as follows: As many frames are employed as required, and the same are adjusted to the dimensions of garments, &c., folded or unfolded, or both, to be packed. The garments, &c., are placed between the frames and other garments, &c., and frames

placed thereon until all of the garments are so disposed, thus building up a bundle which is held together by the straps E, which are passed through the loops D, and buckled or otherwise fastened. The bundle as now formed may be placed in a trunk, &c., as in Fig. 2, or have carrying-straps placed around the same, as in Fig. 3, it being evident that the garments, &c., are clamped between the frames, and thus prevented from coming together or gathering, whereby they are neither rumpled or mussed while packed when carried.

If desired, slats or boards may alternate with the frames, and garments, &c., made to sustain the latter in the space within the sides of the frame. The loops D are of the form of angle-plates, so that a strap may be passed through either side of the same, thus stiffening or bracing the corners of the frames.

Having thus described my invention, what I claim as new, and desire to secure by Letters Patent, is—

1. A garment-holder having frames composed of adjustable side and end bars, corner loops or eyes by which said frames are supported in position, and a connecting device to engage said loops or eyes, substantially as described.

2. A garment-holder consisting of two or more frames having adjustable side and end bars, adjusting-screws between the outer ends of said bars to hold the same in adjusted position, slotted corner-plates secured to said frames, and connecting mechanism between the plates of the frames, whereby the said frames may be supported in position, substantially as described.

3. A garment-holder consisting of two or more frames having adjustable side and end bars, fastening means for said bars, slotted plates or loops connected to the corners of said frames, and connecting means adapted to pass through said slotted plates or loops to hold said frames together, substantially as described.

EDWARD L. O'CONNOR.

Witnesses:

JOHN A. WIEDERSHEIM,
A. P. JENNINGS.