

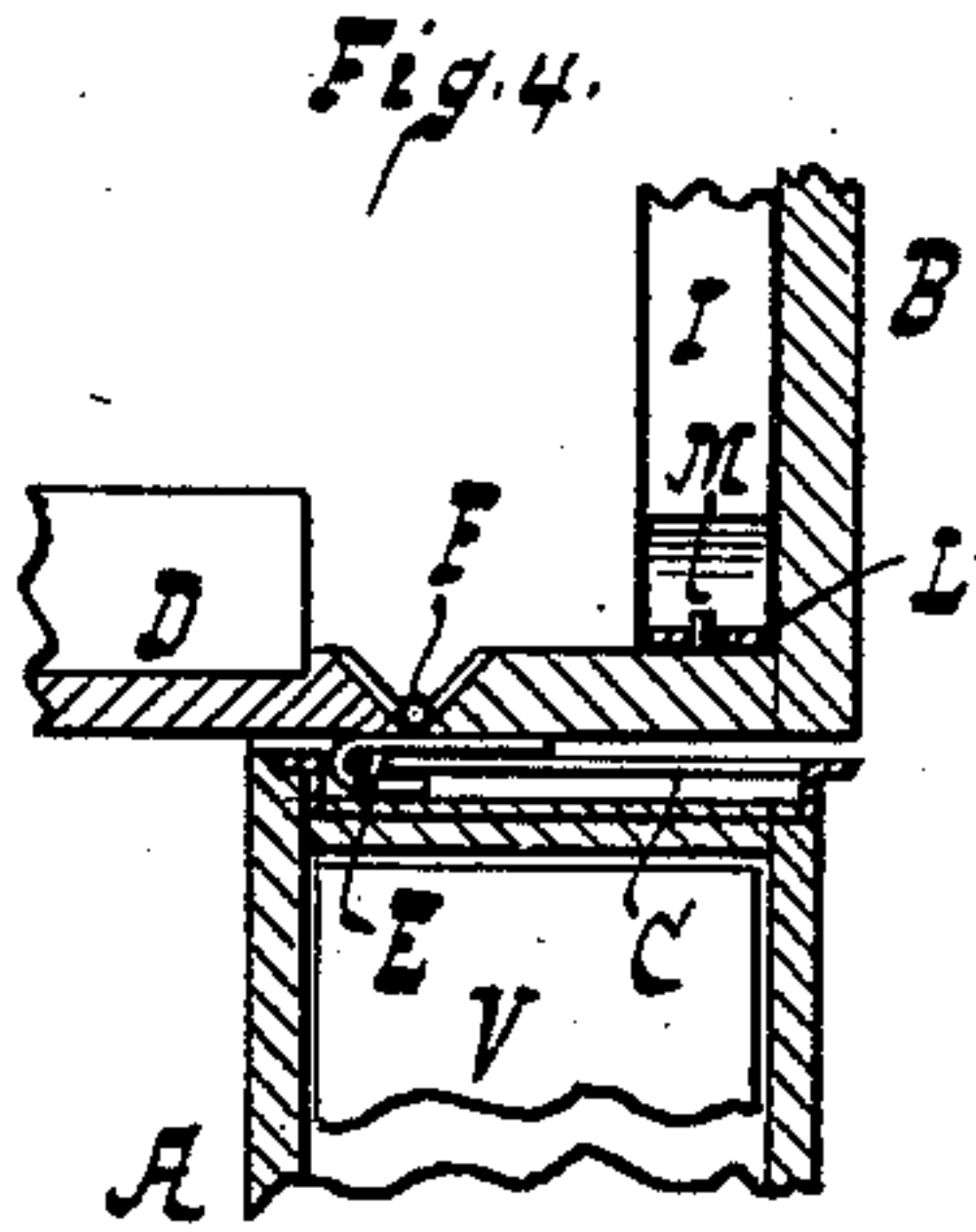
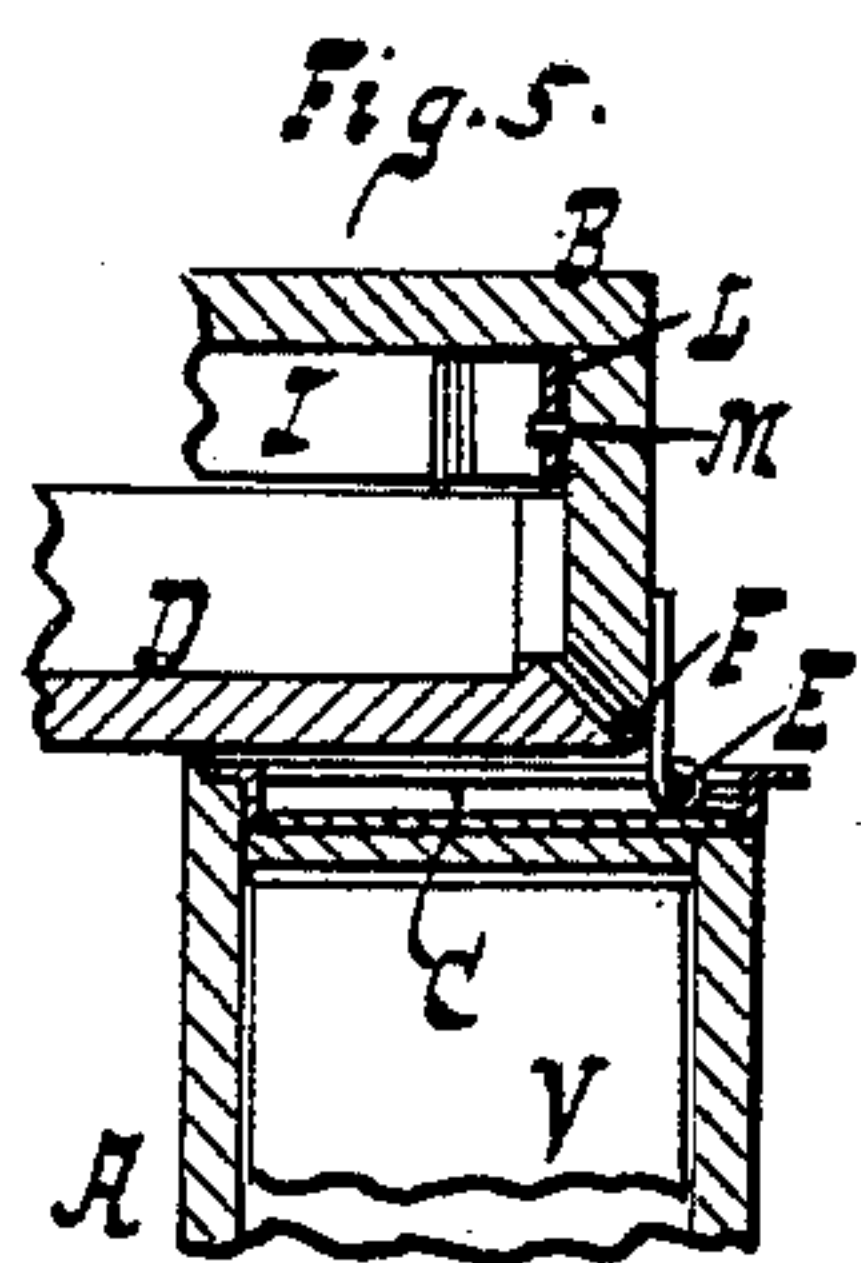
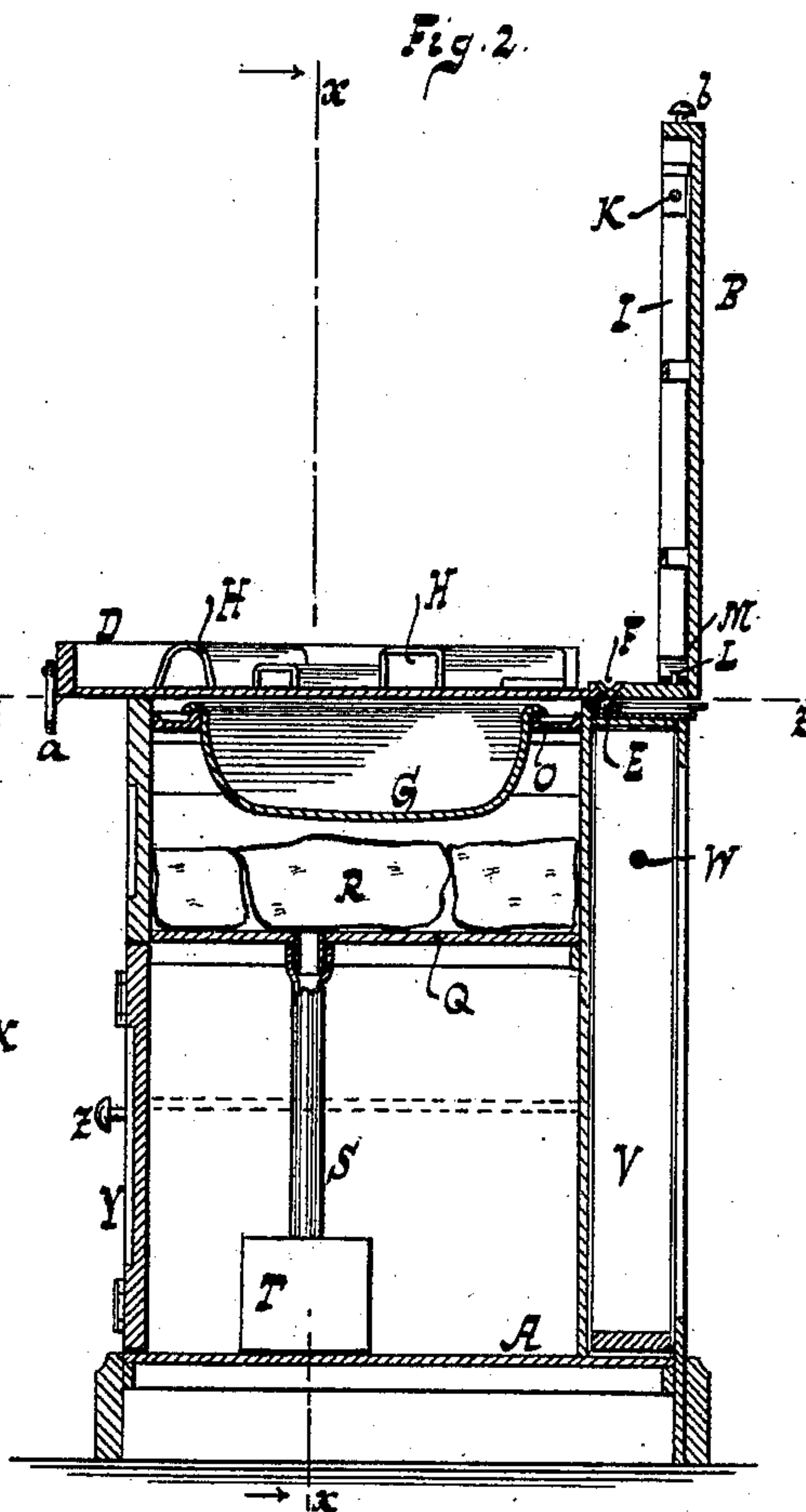
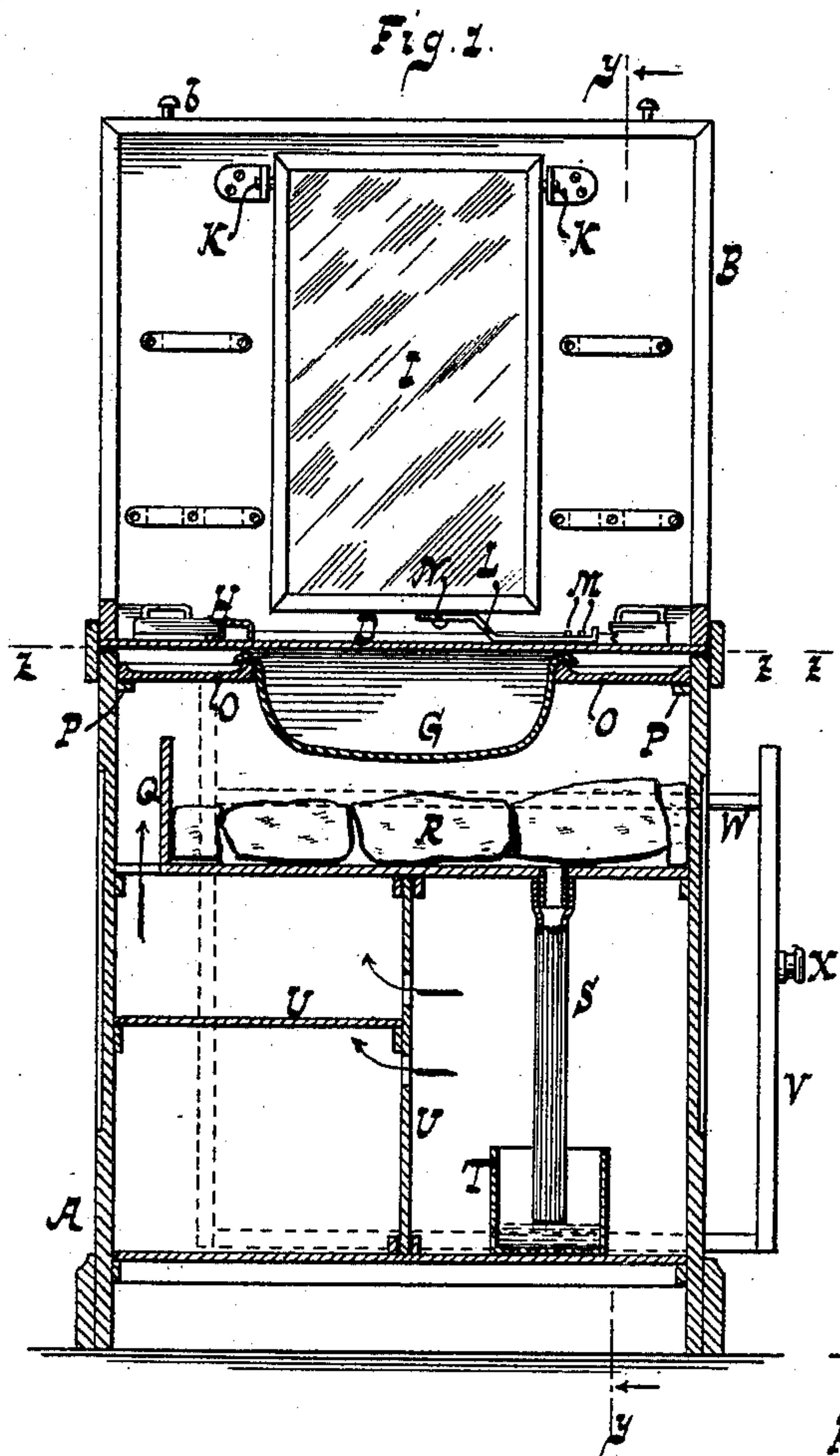
(No Model.)

W. TWEEDDALE.

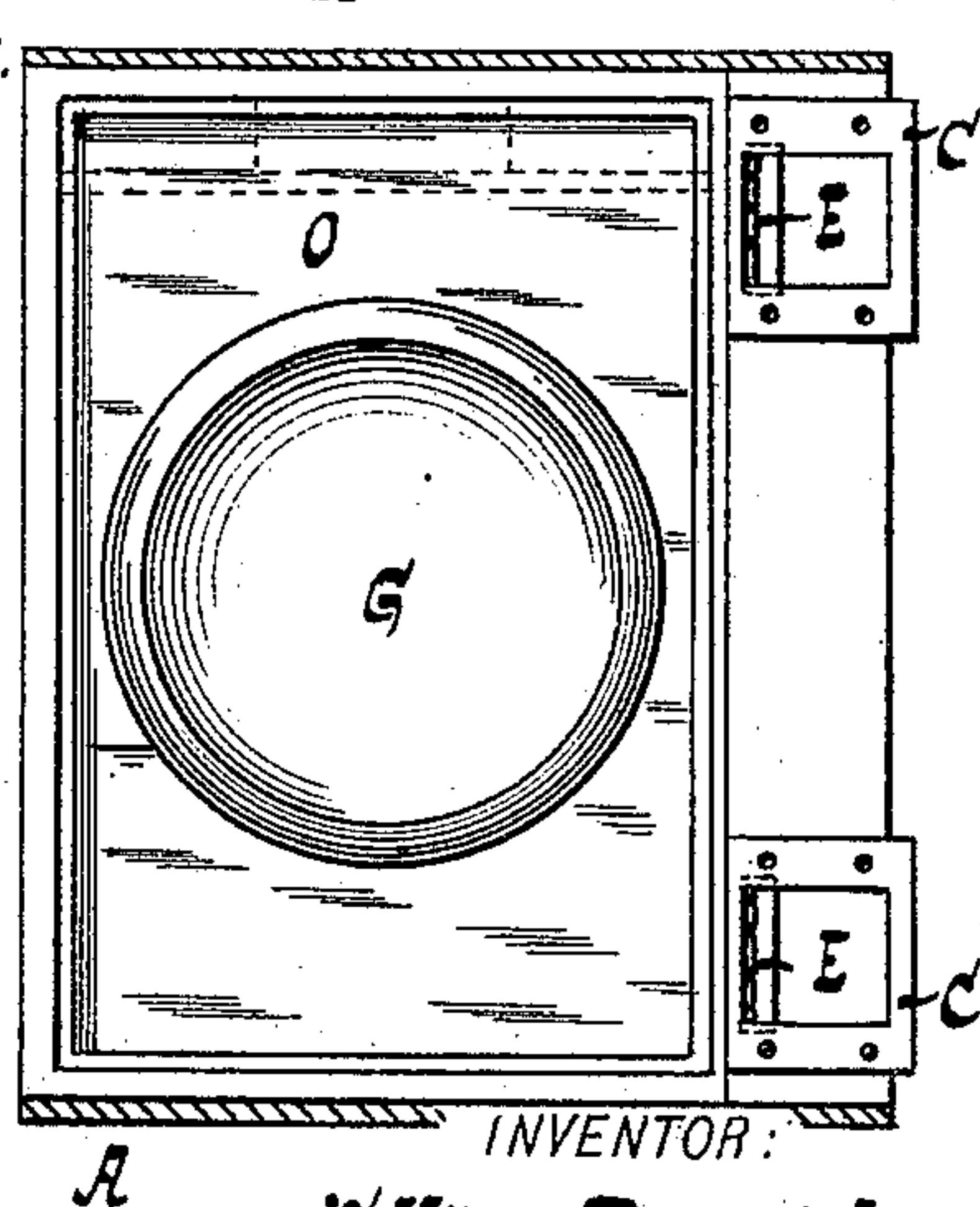
TOILET CABINET AND REFRIGERATOR COMBINED.

No. 451,346.

Patented Apr. 28, 1891.



WITNESSES:
William Miller
Edward Wolff.



INVENTOR:
William Tweeddale.
BY
Van Santvoord & Haff
ATTORNEYS

UNITED STATES PATENT OFFICE.

WILLIAM TWEEDDALE, OF BROOKLYN, NEW YORK.

TOILET-CABINET AND REFRIGERATOR COMBINED.

SPECIFICATION forming part of Letters Patent No. 451,346, dated April 28, 1891.

Application filed August 14, 1890. Serial No. 362,003. (No model.)

To all whom it may concern:

Be it known that I, WILLIAM TWEEDDALE, a citizen of the United States, residing at Brooklyn, in the county of Kings and State of New York, have invented new and useful Improvements in a Toilet-Cabinet and Refrigerator Combined, of which the following is a specification.

This invention relates to a combined toilet-cabinet and refrigerator; and the invention consists in the details of construction set forth in the following specification and claims, and illustrated in the accompanying drawings, in which—

Figure 1 is a face elevation, partly in section, of a cabinet and refrigerator containing my invention, the section being taken along $x x$, Fig. 2. Fig. 2 is a section along $y y$, Fig. 1. Fig. 3 is a section along $z z$, Fig. 2. Fig. 4 is a detail sectional view of a sliding hinge. Fig. 5 is a view similar to Fig. 4 with parts in a different position than in Fig. 4.

In the drawings, the letter A indicates a case or shell having a lid B hinged to the shell at E. The hinges E slide in suitable guides C, so that when the lid is raised said hinges, with the lid, can be slid forward to bring the back of the lid flush with the back of the case A, Fig. 2, so as to prevent the back of the lid from chafing against the wall. A cover D is hinged at F to the lid B. In Fig. 2 the lid B is shown raised and the cover D is down. When the cover D is also raised, the basin or wash-bowl G is exposed to use. The cover D has holders or receptacles H for such toilet articles as brushes, combs, scissors, and the like.

The lid B has a mirror I hinged thereto at K. An arm or rod L is adapted to engage studs M, rising from the lid B. This rod is pivoted at N to the lower part of the mirror I. As the free end of the arm L is variously adjusted along the studs M, the lower end of the mirror I is set farther from or nearer to the lid B, thereby tilting the mirror more or less, as required.

The basin G is set into a suitable hole or recess in its supporting-plate O, which rests on cleats P in the case A. When the basin and its support O are lifted out of place, the ice-receptacle Q is exposed. The water from the ice R passes through pipe S into the drip-receiver T. Suitable shelves or partitions U

divide the interior of the case A into compartments for storing eatables and liquids. 55

A sliding frame V is shown adapted to slide into or out of the rear of case A. This frame V has a rod W, so as to form a towel-rack. A handle X enables the frame V to be readily moved. The front of the case A is closed by doors Y, having knobs or handles Z. The lid B and cover D can be secured together by hooks a engaging studs b .

This device will be found very useful by people living in a confined space, as it occupies but little room and is useful both for toilet purposes and also as a refrigerator. When the receptacle Q is not used for ice, it can be made to contain such articles as sponges, brushes, and the like. 70

What I claim as new, and desire to secure by Letters Patent, is—

1. A toilet-cabinet or refrigerator consisting of a case A, having a wash-basin support O, and a cover D and a lid B, hinged to each other and sliding back and forth on the top portion of the case, said cover having receptacles or holders H and serving to conceal the wash-basin when the lid is swung to a perpendicular position, substantially as described. 80

2. A toilet-cabinet consisting of a case having in its top portion a wash-basin support and horizontal guides in rear of such support, and a swinging lid and a swinging cover hinged to each other, provided, respectively, with a mirror and holders for toilet articles and sliding together back and forth on the guides, said cover adapted to lie horizontally and conceal the basin when the lid is perpendicular, and the lid adapted to turn down and conceal the holders on the cover, substantially as described. 90

3. The combination, with a case A, of a hinged lid B and a cover D, hinged to the lid, said lid and cover provided, respectively, with a mirror and holders for toilet articles, and both the hinged cover and the lid sliding simultaneously back and forth at the top portion of the case, substantially as described.

In testimony whereof I have hereunto set my hand in the presence of two subscribing witnesses. 100

WILLIAM TWEEDDALE.

Witnesses:

WM. C. HAUFF,

E. F. KASTENHUBER.