

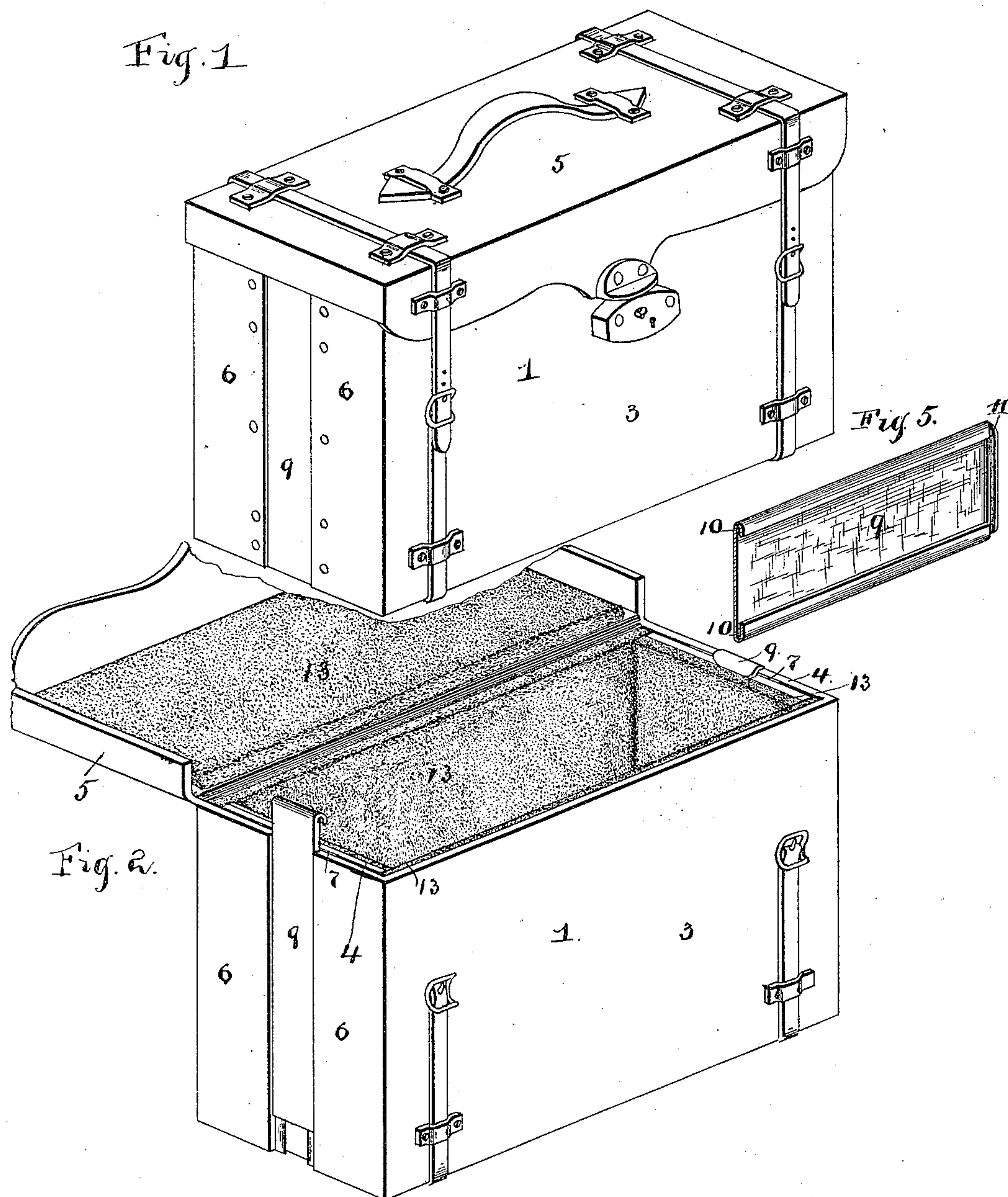
(No Model.)

2 Sheets—Sheet 1.

W. M. KAIN.
VALISE.

No. 451,055.

Patented Apr. 28, 1891.



Witnesses

H. G. Sutz
H. P. Riley

Inventor

Walter M. Kain,

By his Attorneys,

C. A. Snow & Co.

(No Model.)

2 Sheets—Sheet 2.

W. M. KAIN.
VALISE.

No. 451,055.

Patented Apr. 28, 1891.

Fig. 3.

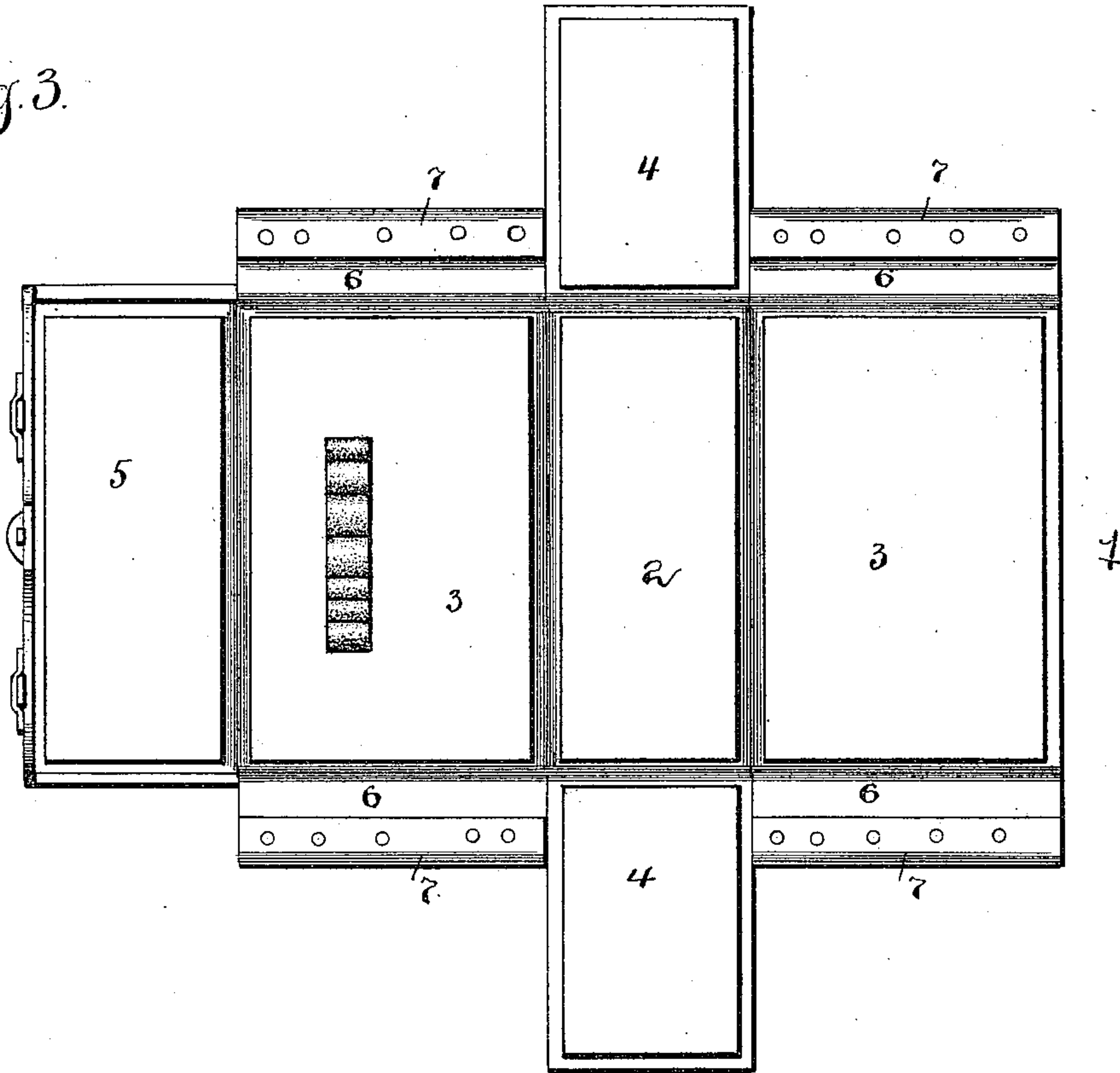
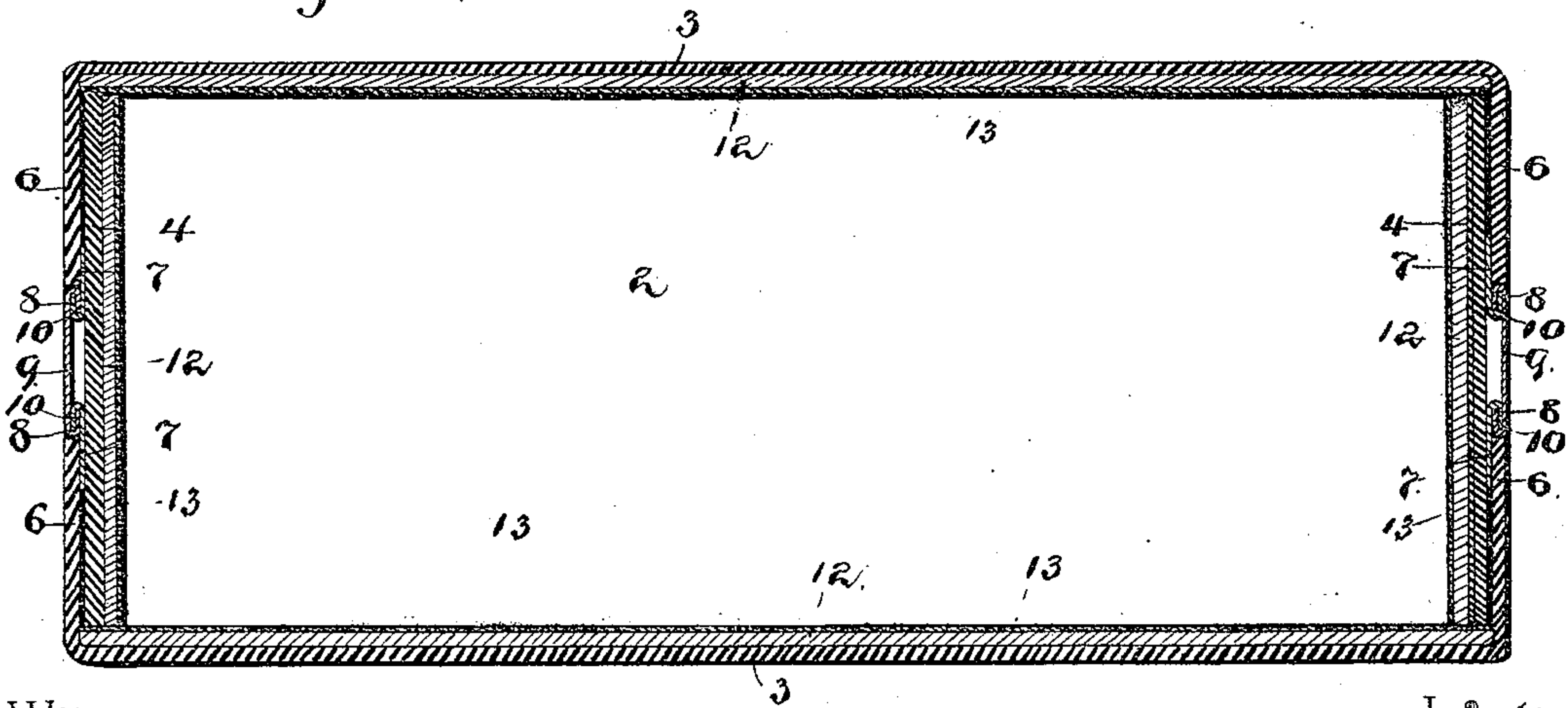


Fig. 4.



Witnesses

H. E. Seitz
H. J. Peery

Inventor

Walter M. Kain;

By his Attorneys,

C. A. Snow & Co.

UNITED STATES PATENT OFFICE.

WALTER M. KAIN, OF BORDENTOWN, NEW JERSEY.

VALISE.

SPECIFICATION forming part of Letters Patent No. 451,055, dated April 28, 1891.

Application filed December 8, 1890. Serial No. 373,932. (No model.)

To all whom it may concern:

Be it known that I, WALTER M. KAIN, a citizen of the United States, residing at Bordentown, in the county of Burlington and State of New Jersey, have invented a new and useful Valise or Case, of which the following is a specification.

The invention relates to improvements in valises, cases, and analogous articles.

The object of the present invention is to simplify and improve the construction of valises, musicians' cases, and analogous articles where it is desirable to entirely open or unfold the same for the purpose of cleaning, repairing, or the like.

The invention consists in the construction and novel combination and arrangement of parts hereinafter fully described, illustrated in the accompanying drawings, and pointed out in the claims hereto appended.

In the drawings, Figure 1 is a perspective view of a valise or case constructed in accordance with this invention, the valise or case being closed. Fig. 2 is a similar view, the lid or top being open and the slides being partially withdrawn preparatory to unfolding. Fig. 3 is a similar view, the valise or case being unfolded or opened. Fig. 4 is a horizontal sectional view of the valise or case, the parts being in position illustrated in Fig. 1. Fig. 5 is a detail view of one of the slides.

Referring to the accompanying drawings, 1 designates a valise or case consisting of a bottom 2, sides 3, ends 4, and a top or lid 5, all formed preferably of a single piece of leather or other suitable material and adapted to be opened out flat, as illustrated in Fig. 3 of the accompanying drawings, and to be folded to form a receptacle, as illustrated in Figs. 1 and 2. The sides 3 are formed integral with the bottom 2, and in use are arranged parallel with each other, and the ends 4 form longitudinal extensions of the bottom 2 and are adapted to be folded up vertically to close the ends of the sides, and the latter are provided with end flaps 6, which, when the parts are folded, lap over the ends 4. The end flaps 6 are provided along their outer vertical edges with plates 7, which are riveted or similarly secured to the inner faces of the end flaps and project slightly beyond the same and have their outer edges bent upon

themselves to form grooves or ways 8, arranged to be engaged by slides 9, which secure the adjacent end flaps 6 and hold the parts in their folded position. The slides 9 are provided at their longitudinal edges with grooves 10, formed by bending the edges upon themselves in a manner similar to the plates 7, and the upper ends 11 of the slides are extended and bent inward over the upper edges of the ends 4. The sides, ends, bottom, and top or lid are stiffened by backings 12, of wood, pasteboard, or similar material, and these backings form convenient means for securing or attaching facings or linings 13.

In the accompanying drawings, I have illustrated my invention as applied to musicians' cases; but it is equally applicable to valises and analogous receptacles. When used as a musician's case, the backings are covered with plush or the like to prevent scratching an instrument, and then the invention is especially advantageous, as it permits the parts to be unfolded or opened out flat to enable the plush to be thoroughly cleaned and dusted, which is exceedingly desirable and necessary.

It will be seen that valises, musicians' cases, and analogous receptacles constructed in accordance with this invention are simple and inexpensive in construction and adapted to be readily cleaned or repaired when desired.

I desire it to be understood that I do not limit myself to the precise details of construction herein shown and described, as I may without departing from the spirit of the invention make minor changes therein, such as forming the valise or case of separate pieces and sewing or otherwise securing the same together instead of making it of a single piece.

What is claimed as new is—

1. A valise or case comprising the bottom 2, sides 3, having end flaps provided with grooves or ways, ends 4, and top 5, and the slides engaging the grooves or ways and securing the end flaps to each other, substantially as described.

2. A valise or case constructed of a single piece and consisting of a bottom 2, ends 4, sides 3, provided with end flaps adapted to lap over the end pieces 4, and the top 5, the plates secured to the end flaps and provided with grooves or ways, and the slides having their edges bent upon themselves and form-

ing grooves to engage the grooves or ways of said plates, substantially as described.

3. A valise or case comprising the bottom 2, ends 4, sides 3, having end flaps overlapping the ends, and top 5, and the slides for engaging the end flaps to secure them together, as set forth.

In testimony that I claim the foregoing as my own I have hereto affixed my signature in presence of two witnesses.

WALTER M. KAIN.

Witnesses:

J. O. HUDSON,
EDWARD CLIFT.