

(No Model.)

A. A. LOW.
CARD OR TICKET CASE.

No. 446,069.

Patented Feb. 10, 1891.

Fig. 2.

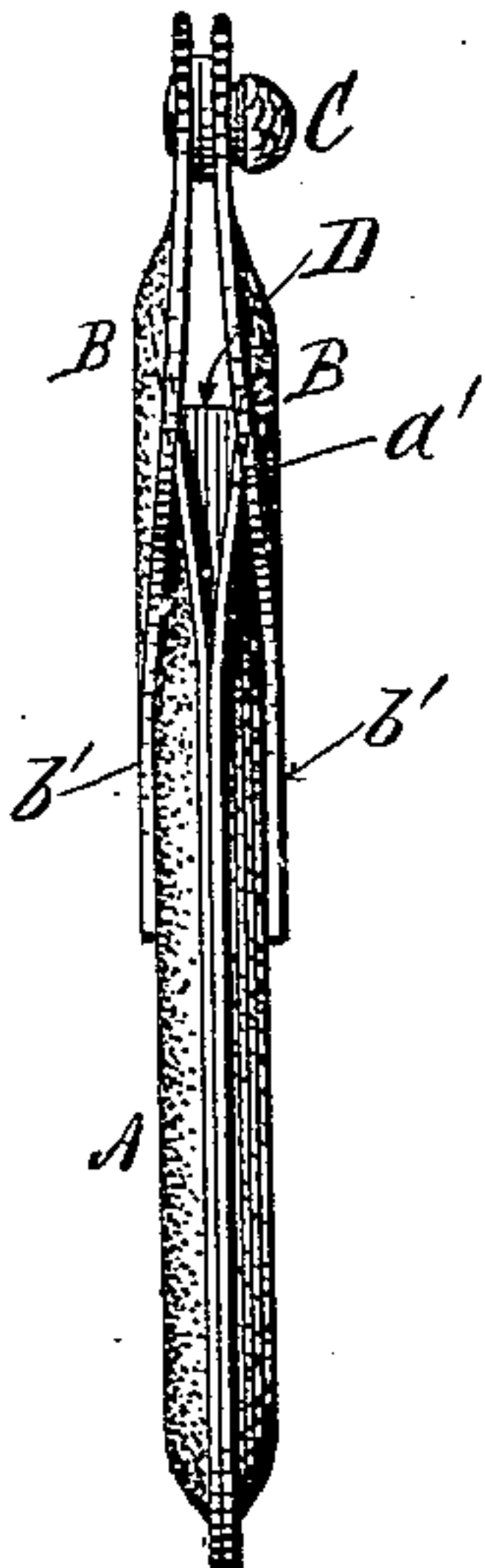


Fig. 1.

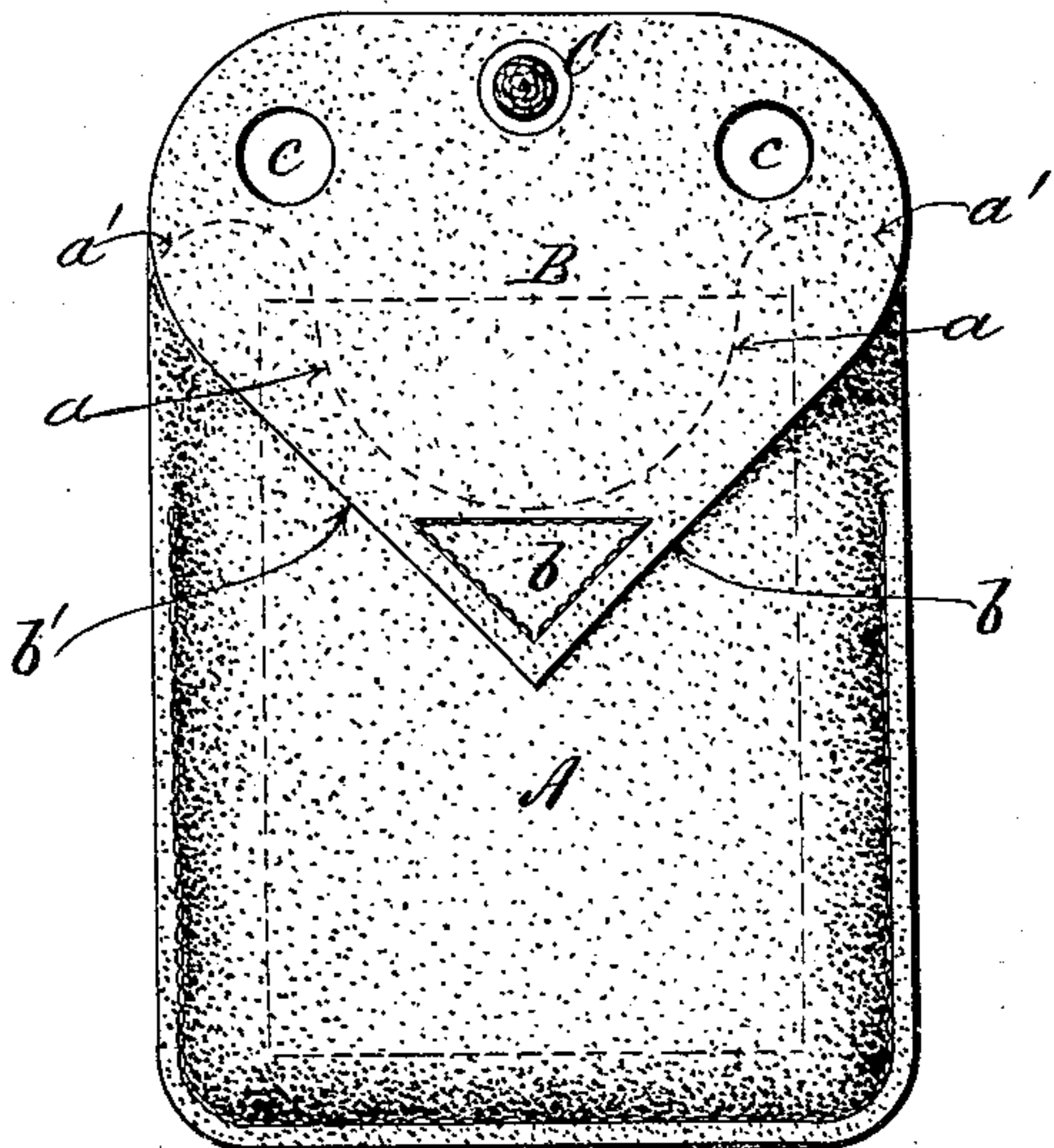


Fig. 3.

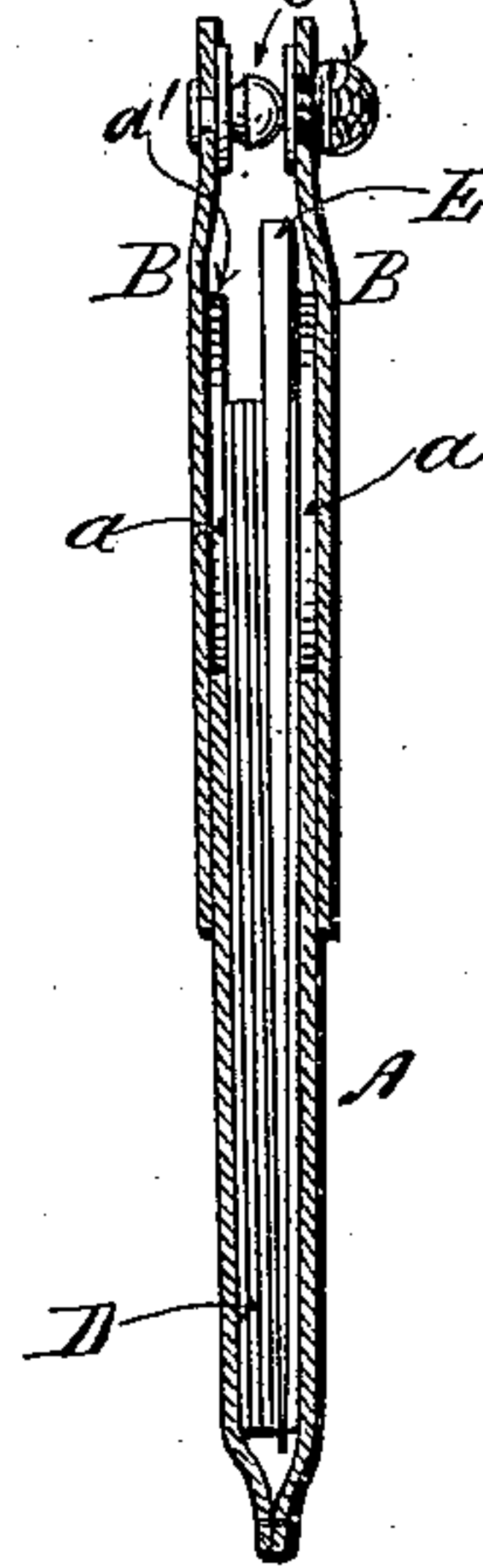


Fig. 4.

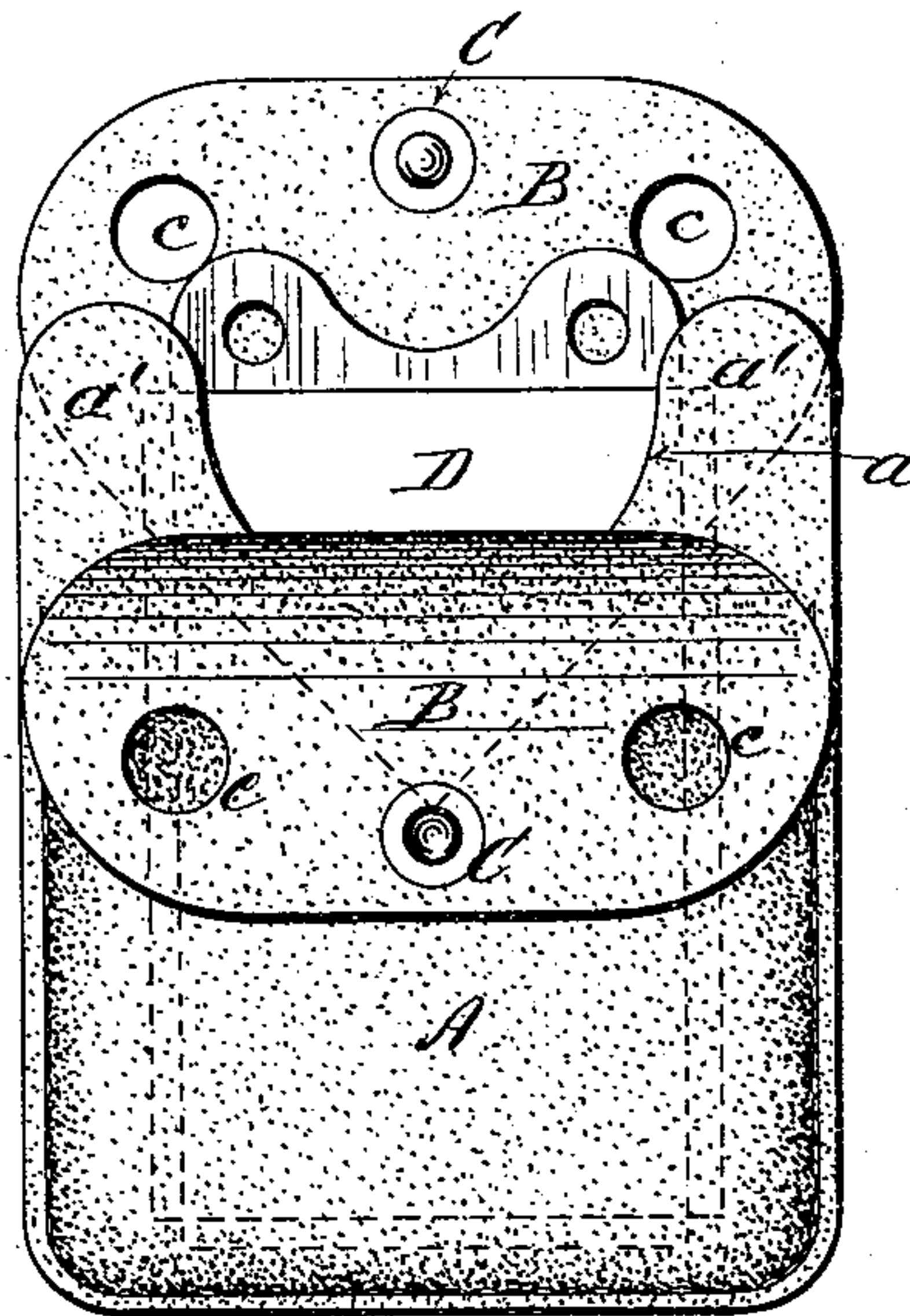


Fig. 5.

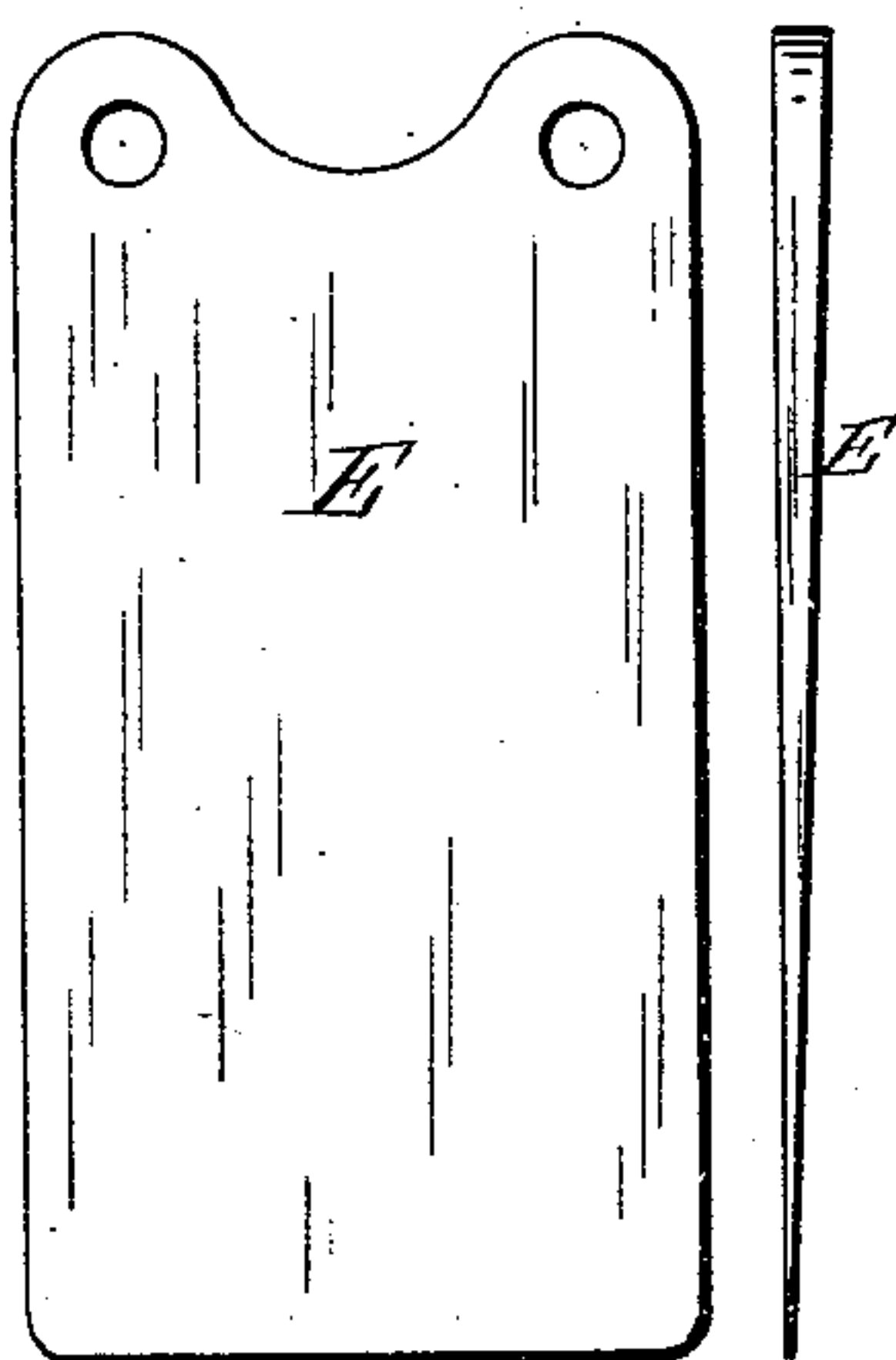
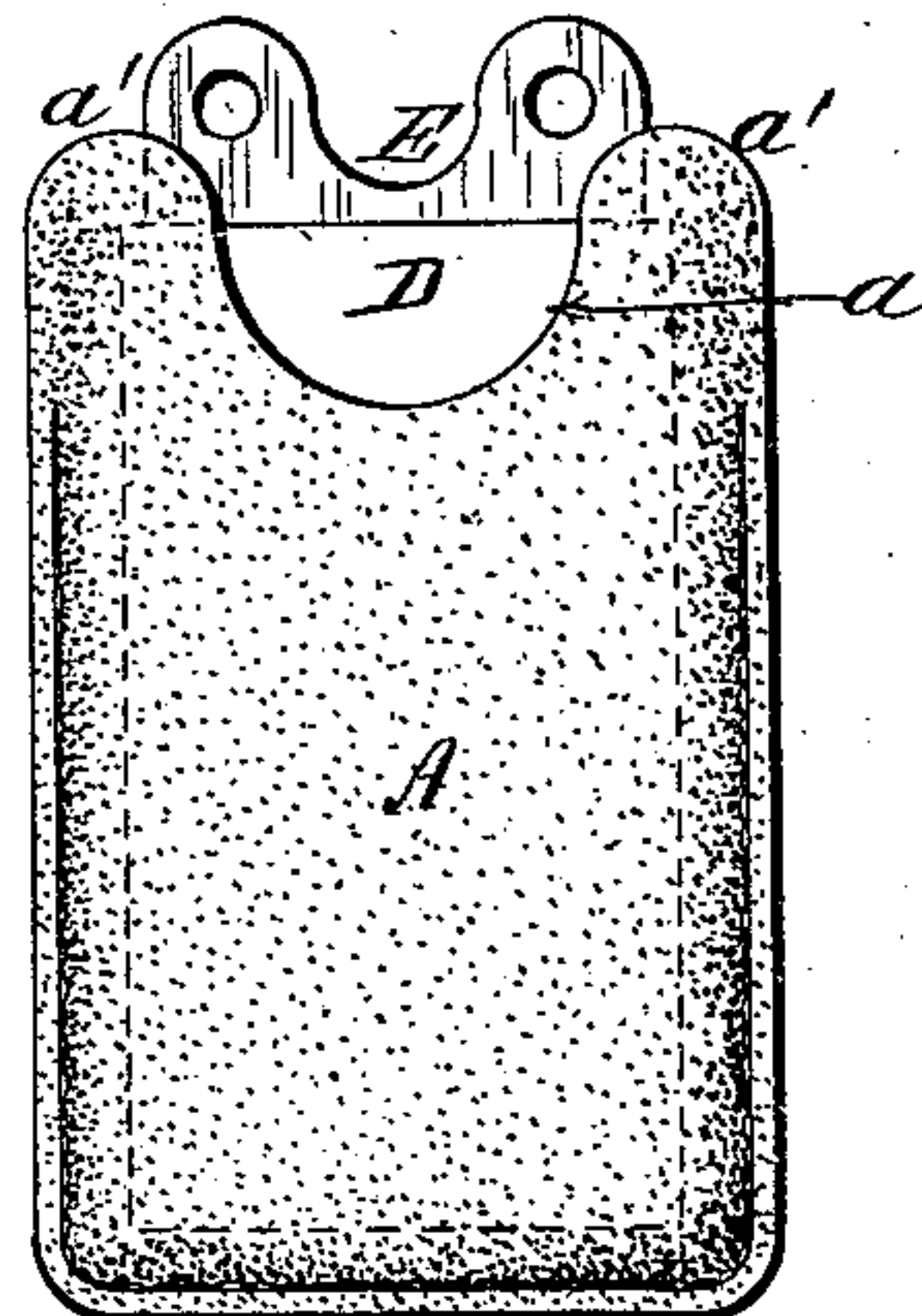


Fig. 6.



Witnesses:
O. W. Gardner
C. J. Smith

Inventor:
Abbot Augustus Low,
By his Attorney,
Geo. H. Smith

UNITED STATES PATENT OFFICE.

ABBOT AUGUSTUS LOW, OF BROOKLYN, NEW YORK.

CARD OR TICKET CASE.

SPECIFICATION forming part of Letters Patent No. 446,069, dated February 10, 1891.

Application filed May 10, 1890. Serial No. 351,281. (No model.)

To all whom it may concern:

Be it known that I, ABBOT AUGUSTUS LOW, a citizen of the United States, residing in the city of Brooklyn, in the county of Kings and State of New York, have invented certain new and useful Improvements in Card and Ticket Cases, of which the following is a description sufficient to enable others skilled in the art to which the invention appertains to make and use the same.

My improvements are designed to afford a receptacle or holder for cards, tickets, &c., into and from which said articles may be more quickly and conveniently inserted or withdrawn than from the old forms of card cases or boxes heretofore in use, the manipulation of the cards, tickets, or other like articles being facilitated by the peculiar construction of the mouth of the case, as well as by the use with the latter of one or more movable partitions or separators, by which particular cards or articles may be detached from the rest or inserted in prescribed positions with relation thereto.

The first feature of my invention consists in forming the side walls at the open end of the case with finger-spaces, which give ready access to the upper ends of the cards, tickets, or other articles, so that the latter may be readily grasped from either side of the case, and, incidentally in this connection, in leaving the horns or projections created by the formation of the said finger-openings free and unattached to still further facilitate the manipulation of the cards or other articles by affording a perfectly free open uncontracted mouth or entrance to the case, while protecting the edges, and especially the corners, of the cards when in the case.

Another leading feature of my invention consists in providing the case with side laps at its open end, which protect said open end of the case and its contents when in the pocket or when not in actual use, while presenting little or no impediment to instant access to the mouth of the case when required, owing to the ease with which they may be folded over or deflected outward. A secondary feature in the construction of these protecting-flaps consists in forming them with perforations, which afford a purchase or hold to the

fingers in withdrawing the device as a whole from the pocket.

A third and important feature of my invention consists in combining and using, with a case or receptacle for cards, tickets, &c., substantially such as herein set forth, a wedge-plate similar to the card and ticket plates set forth in my applications for patent, No. 330,225, filed November 13, 1889; No. 332,550, filed December 4, 1889, and No. 349,200, filed April 23, 1890, for the purpose of assisting in the handling of the tickets, cards, &c. Thus the wedge-plate may be used to separate or detach certain tickets or cards from a series or to act as a removable partition between tickets or cards of different series, in which latter case more than one wedge-plate may be employed where it is desired to keep several series of cards or tickets distinct. The wedge-plate may also be utilized in inserting tickets into position in the case, especially single tickets, which would otherwise be in danger of being bent or distorted in the operation, the wedge acting as a stiffener and vehicle for the ticket or card, while spreading the contents of the case aside to admit it.

For cutting off from the others and removing one or more cards or tickets, the wedge-plate is especially desirable, as it expedites the operation, while protecting the card or ticket against undue pressure or from being twisted by the withdrawing-fingers. It is to be noted that in this combination of the wedge-plate with the case the latter takes the place of the elastic retaining-bands heretofore used by me for holding the card, &c., to the wedge-plate. The case not only acts as the equivalent of the said elastic retaining-bands in confining the cards or tickets against the wedge-plate, but it also more completely isolates and protects them from contact with extraneous objects. In fact, all of the advantages appertaining to the use of the wedge-plate as a card or ticket holder, as set forth in my applications hereinbefore referred to, are retained by the present combination, with the addition of those advantages arising specially from the use of the inclosing envelope or case. It is obvious in this connection that it is immaterial whether the case is provided with the protecting-flaps or not, a plain en-

velope or case of any suitable material or construction being adapted for use in combination with the wedge plate or plates, according to preference, or to the requirements of special use.

In the accompanying drawings I show the device constructed and arranged in practical form, although I do not wish to confine myself strictly to the identical form and construction of parts shown, since it is obvious that various modifications may be introduced without deviating from the essential features or the design and intent of my invention.

Figure 1 is a side elevation of my improved case or holder, the contour of the mouth and the position of the cards or tickets being indicated by dotted lines. Fig. 2 is an elevation of one of the longitudinal edges of the same. Fig. 3 is a longitudinal central section of the case, showing the tickets or cards and the wedge-plate contained therein. Fig. 4 is a side elevation of the device with one of the flaps turned back. Fig. 5 represents a side and edge view of a wedge-plate for use in combination with the case; Fig. 6, a side view of a smaller size of case without the flaps adapted for use in combination with a wedge-plate for tickets or cards of comparatively small dimensions, such as bridge, ferry, and like tickets or passes.

The case A is made of leather or any other suitable or desired material. The side walls at its open end or mouth are cut away to form the finger-spaces *a a*, which give access to the contents of the case from either side. The horns *a' a'* on either side of the finger-openings *a a* are not sewed or otherwise fastened to those opposed to them on the opposite side wall of the case, the stitching, when employed to fasten the two sides of the case together, as in the drawings, ending, preferably, in a line even with the bottom of the finger-openings. The result is that the horns *a' a'*, while they cover and protect the outer corners of the cards or tickets, yet spread apart sufficiently to leave the mouth of the case practically free and unrestricted. The divergence of the horns is illustrated in Fig. 2.

The case A may be used with or without the flaps B B, as preferred. When the flaps are used, they are attached centrally to their respective sides of the case by a comparatively small extent of stitching *b*, or other means for securing them in place. They are also preferably cut away with converging edges *b' b'*, adjoining and extending from the point of attachment *b*, so as to give them a freedom of motion they would not possess if extended over and fastened to the full width of the case. The upper ends of the flaps B are, however, of the full width of the case and extend beyond the mouth of the latter a sufficient distance to fully cover and protect its contents.

Provision for securing the outer ends of

the flaps together may be made by the use of any suitable style of catch or fastening, a simple and well-known form of snap-catch similar to that used on gloves, &c., being indicated at C in the drawings.

The flaps B may be provided with the finger perforations *c c*, if desired, to facilitate the grasping and withdrawal of the case from the pocket of the user.

D represents the cards or tickets in the case, and E the wedge-plate used in connection with and for the regulation and manipulation of said cards or tickets, as hereinbefore set forth.

The snap-fastening C when closed may be quickly and conveniently severed to give access to the case by squeezing the edges of the receptacle toward each other centrally, thereby bulging outward the side walls and forcing the upper ends of the flaps B apart with sufficient force to uncouple the said fastening without direct contact therewith, the snap-fastening C thus performing a special function in connection with the flaps B, which would not apply to other positive means of fastening the flaps together.

Having thus described the essential features of my invention, what I claim, and desire to secure by Letters Patent, is—

1. A case for cards, &c., formed with finger-openings at its mouth protected on opposite sides by the flaps B, substantially in the manner and for the purpose set forth.

2. A case for cards, &c., formed with the finger-openings *a a* and with the bifurcated loose flexible horns *a' a'* at its open end, substantially in the manner and for the purpose described.

3. A case for cards, &c., formed with the side flaps B at its open end, substantially in the manner and for the purpose set forth.

4. A case for cards, &c., formed with the side flaps B secured centrally to the sides of the case, said flaps having converging edges *b b*, for the purpose and substantially in the manner set forth.

5. A case for cards, &c., formed with the side flaps B B, having the finger perforations *c c*, for the purpose and substantially in the manner set forth.

6. The combination of a case or receptacle A for holding cards, tickets, &c., and a removable wedge-shaped plate E, arranged and operating in conjunction with each other, substantially in the manner and for the purpose set forth.

7. The combination, in a case or receptacle A for holding cards, tickets, &c., of flaps B B and snap-fastening C, for the purpose and substantially in the manner set forth.

ABBOT AUGUSTUS LOW.

Witnesses:

D. W. GARDNER,
G. T. MIATT.