

(No Model.)

H. W. ROSENBAUM.
MOVABLE TABLE FOR RAILWAY CARS.

No. 445,704.

Patented Feb. 3, 1891.

Fig. 2.

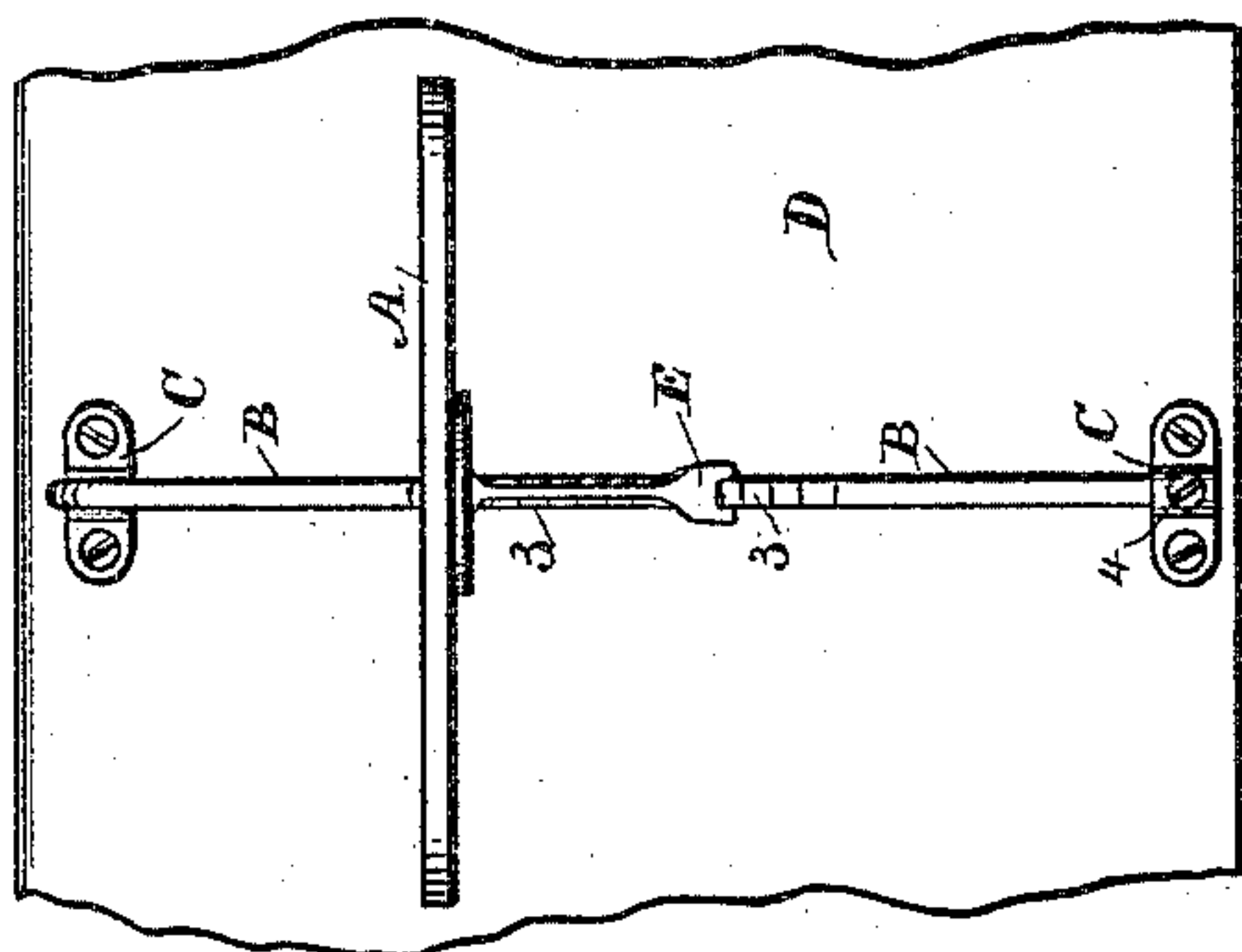


Fig. 3.


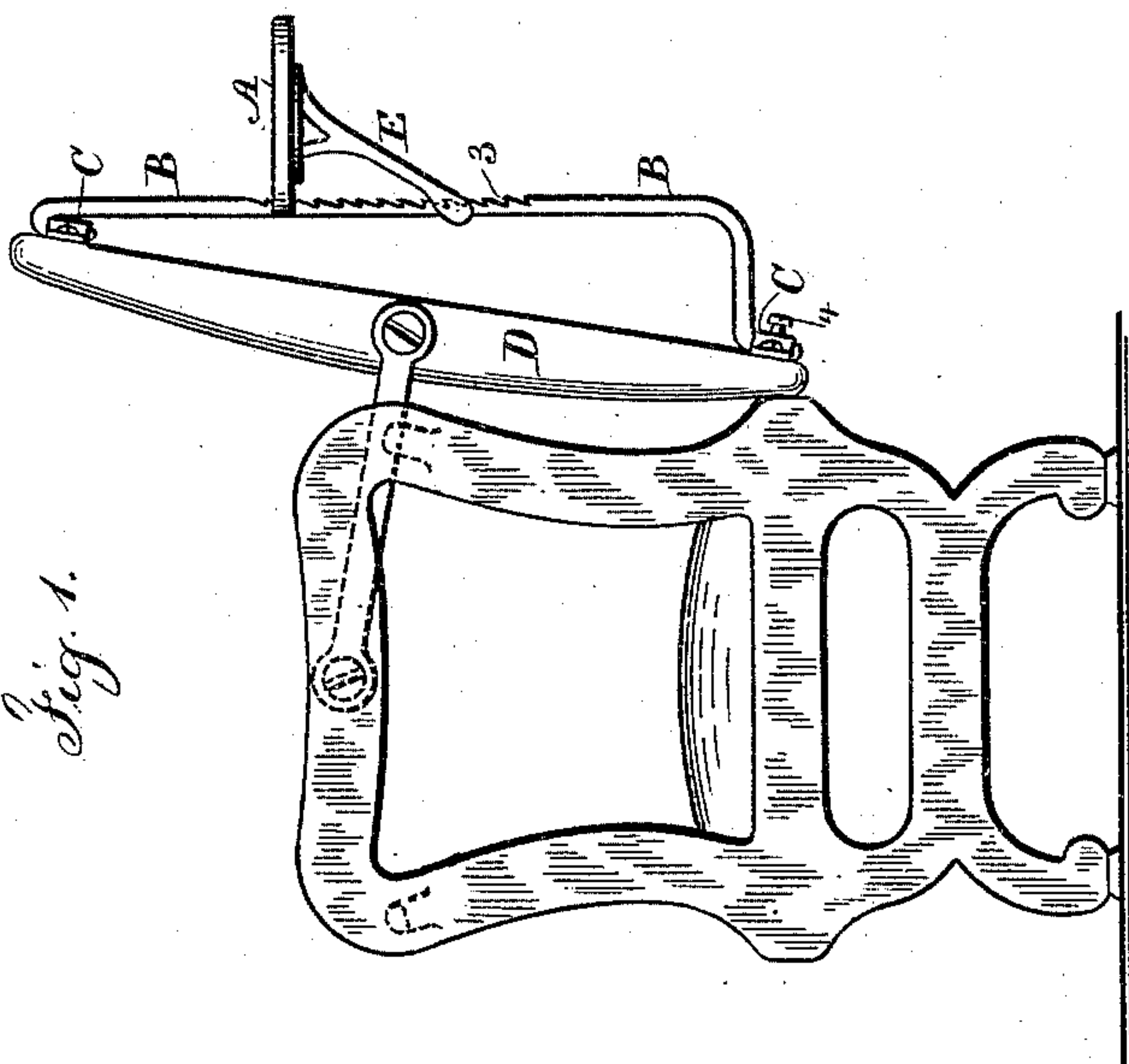


Fig. 1.



Witnesses

Char H. Smith
J. Staib

Inventor

Henry W. Rosenbaum.
per Lemuel H. Serrell
att'y

UNITED STATES PATENT OFFICE.

HENRY W. ROSENBAUM, OF NEW YORK, N. Y.

MOVABLE TABLE FOR RAILWAY-CARS.

SPECIFICATION forming part of Letters Patent No. 445,704, dated February 3, 1891.

Application filed May 26, 1890. Serial No. 353,147. (No model.)

To all whom it may concern:

Be it known that I, HENRY W. ROSENBAUM, a citizen of the United States, residing at the city and State of New York, have invented
5 an Improvement in Movable Tables and Receptacles for Railways-Cars, of which the following is a specification.

In railway-cars that are fitted as sleepers and as chair or parlor cars, tables have heretofore been provided that are removably connected with the side of the car and supported by a hinged leg resting upon the floor; but this class of tables is not adapted to ordinary railway-cars in which the seats are comparatively close together. In some instances a permanently-connected shelf has been provided on the back of one car-seat and adapted to be swung up into position for use by a party in the seat behind. In this instance the
20 expense of the car-seats is very much augmented and the tables are liable to be injured by the concussion and to become loose when the car-seats are reversed or turned over.

My invention relates to a removable standard adapted to connect a table or receptacle with the back of the car-seat, so that the table can be applied to any ordinary car-seat without change in the construction of the seat-back itself, and by providing several of these
30 movable tables they may be applied upon any car-seat, as desired by the passenger, to give in an ordinary car the convenience of a table or support for a book or any article of baggage, or such table may be used for the purpose of writing or for games that may be played between passengers or when partaking of food.

In the drawings, Figure 1 is an elevation of a car-seat with the movable table applied thereto. Fig. 2 is a view of the table and its support at right angles to Fig. 1, showing also a portion of a seat-back, and Fig. 3 is a plan of the table with the standard in section.

The table A is connected with a movable
45 standard B, that is adapted to be fastened upon the rear of a car-seat back, so that the table A will project horizontally, or nearly so, from the back of the car-seat and is adapted to be used by a person occupying the next
50 seat behind.

The removable standard B will be varied

in its size and shape, according to the character of the seat-back to which it is applied. I prefer and make use of socket-pieces C, secured to the seat-back D near the top and
55 bottom edges thereof, such sockets being adapted to receive the ends of the standard B, so that such standard may be slipped into the sockets, one at each end, or removed therefrom, as desired, and the sockets occupy
60 but little space upon the rear of the seat-back, and such sockets may be equidistant from the ends of the seat-back, so that the standard B and the table A will be in position for use by either or both of the passengers in the next
65 seat; or there may be four or more of such sockets on the rear of each seat-back, so that the standard B may be in front of either of the passengers or in the middle between them.

Usually the table A will be made adjustable vertically upon the standard B, and with this object in view I make use of notches 3 in the vertical standard B for the reception of the lower end of the bracket E, there being
75 a notch in the table that receives the standard B, and a plate of metal H, secured to the back edge of the table and passing behind the standard B, may be used as the connecting device, so that by this construction the table can be raised or lowered to suit the convenience of the parties using the same, and, if desired, a provision may be made for attaching an inkstand or any other articles of convenience to the table or the standard.

It will usually be preferable to provide a
85 clamping-screw 4 to secure one or both ends of the standard B into the respective sockets, so that the standard may not become disconnected by any concussion to which it may be exposed, and where the seat-back is at an inclination the standard B may occupy the same inclination, the top and bottom ends thereof that pass into the respective sockets being of the same length; or when the lower arm of the standard is longest the standard
95 itself may occupy a vertical position, as represented in the drawings.

I do not confine myself to any particular ratchet or connection between the table and the standard, as these may be varied and of
100 any ordinary character.

It will be apparent that the standard that

is removably connected to the back of the car-seat may be provided with a receptacle for a tumbler or inkstand, or receive hooks or a basket, with or without the table, for clothing
5 or parcels; and that the table or receptacle might be fixed at one place upon the standard or be clamped after adjustment by any suitable device.

I claim as my invention—

10 1. The combination, with a car-seat, of sockets permanently connected to the top and bottom of the back, a movable standard adapted to hook at the top and bottom ends into such sockets, and an adjustable table or
15 similar article supported upon such standard, substantially as set forth.

2. The combination, with a car-seat, of sockets permanently connected to the top and bottom of the back, a movable standard adapted to hook at the top and bottom ends 20 into such sockets and having a bend in the lower portion to bring such standard vertical, or nearly so, and an adjustable table or similar article supported upon such standard, substantially as set forth.

Signed by me this 23d day of May, 1890.

H. W. ROSENBAUM.

Witnesses:

GEO. T. PINCKNEY,
WILLIAM G. MOTT.