

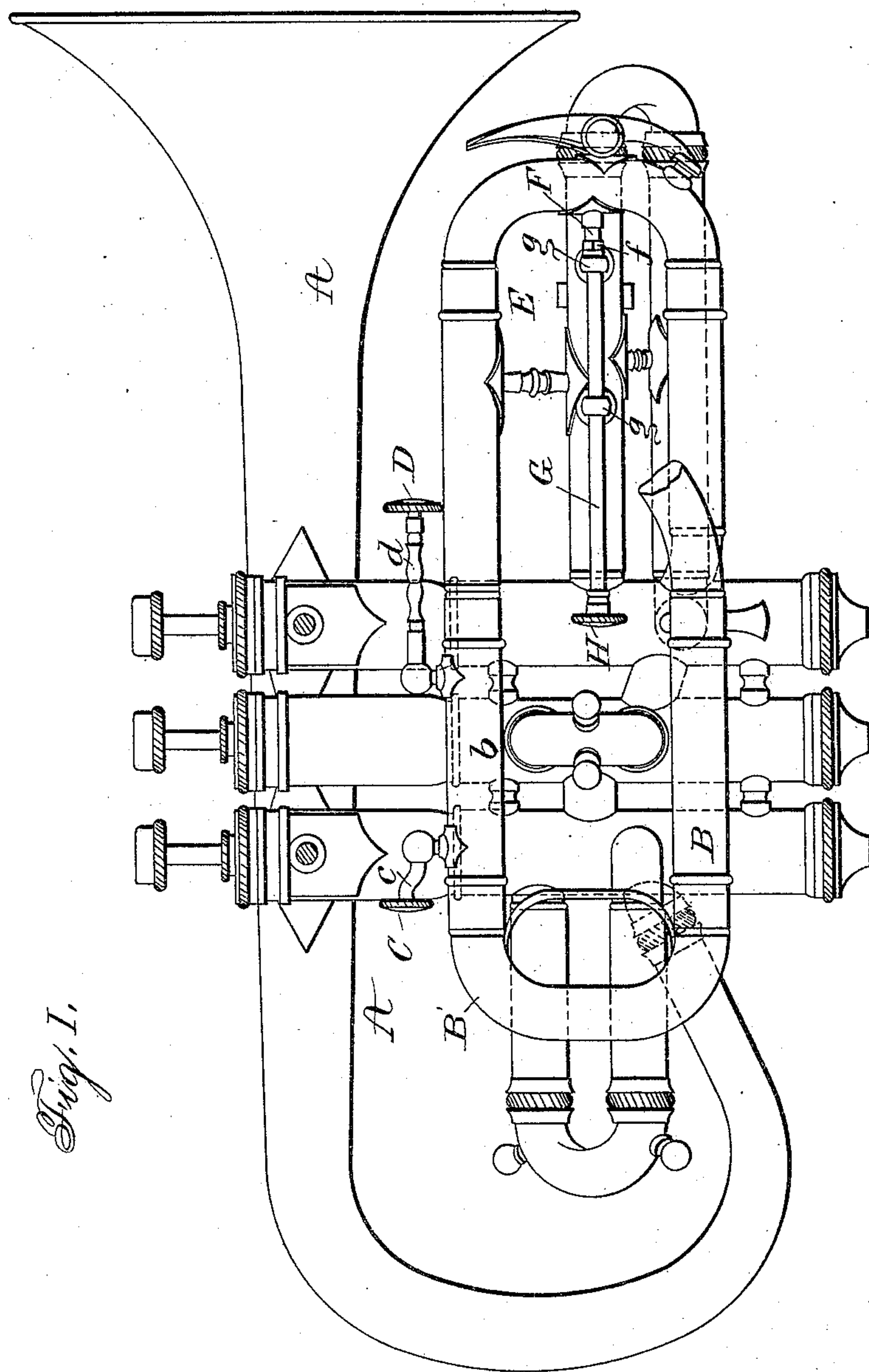
(No Model.)

2 Sheets—Sheet 1.

C. G. CONN & W. F. SEIDEL.  
CORNET.

No. 442,955.

Patented Dec. 16, 1890.



Witnesses:  
*J. G. Leeper.*  
*W. E. Knight.*

Inventors:  
*C. G. Conn.*  
*W. F. Seidel*  
*Knight Bros.*

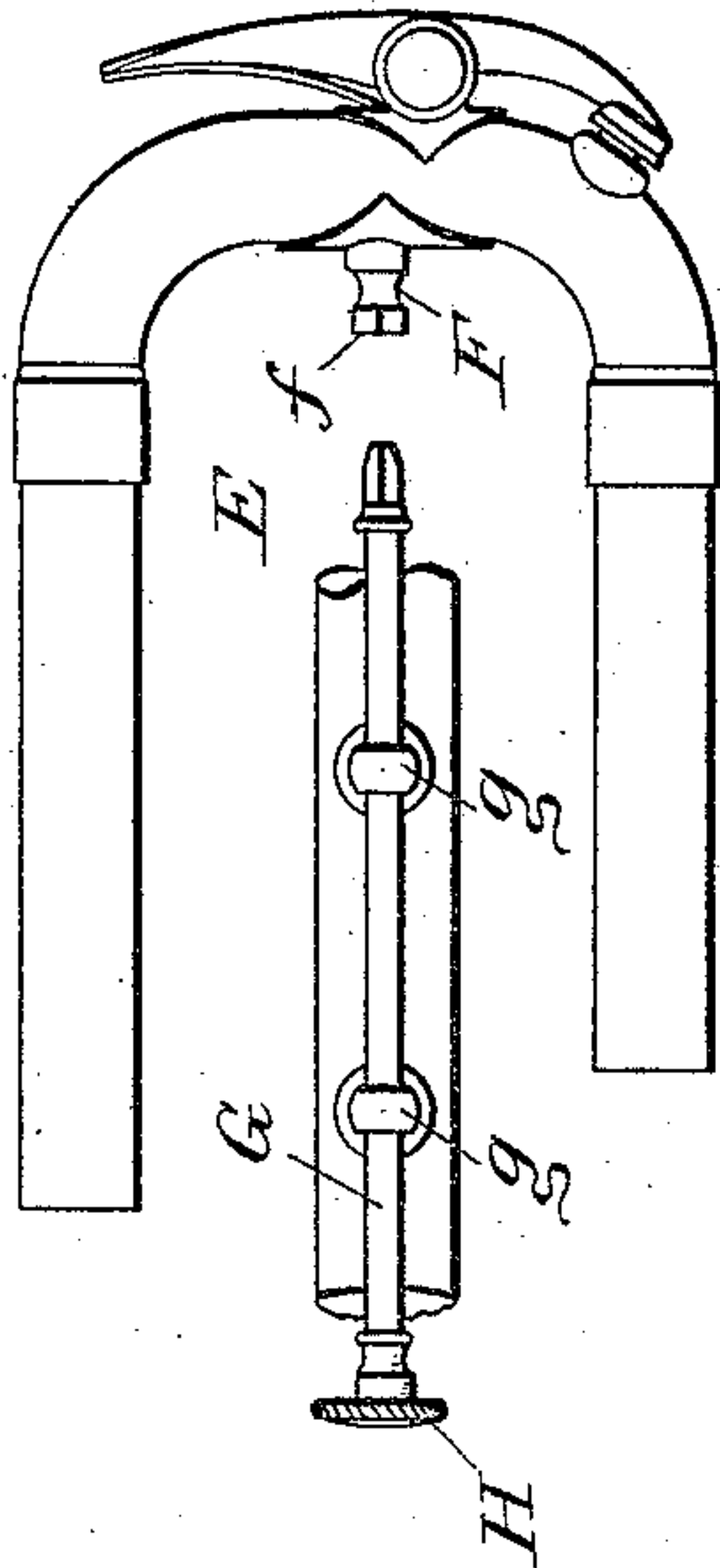
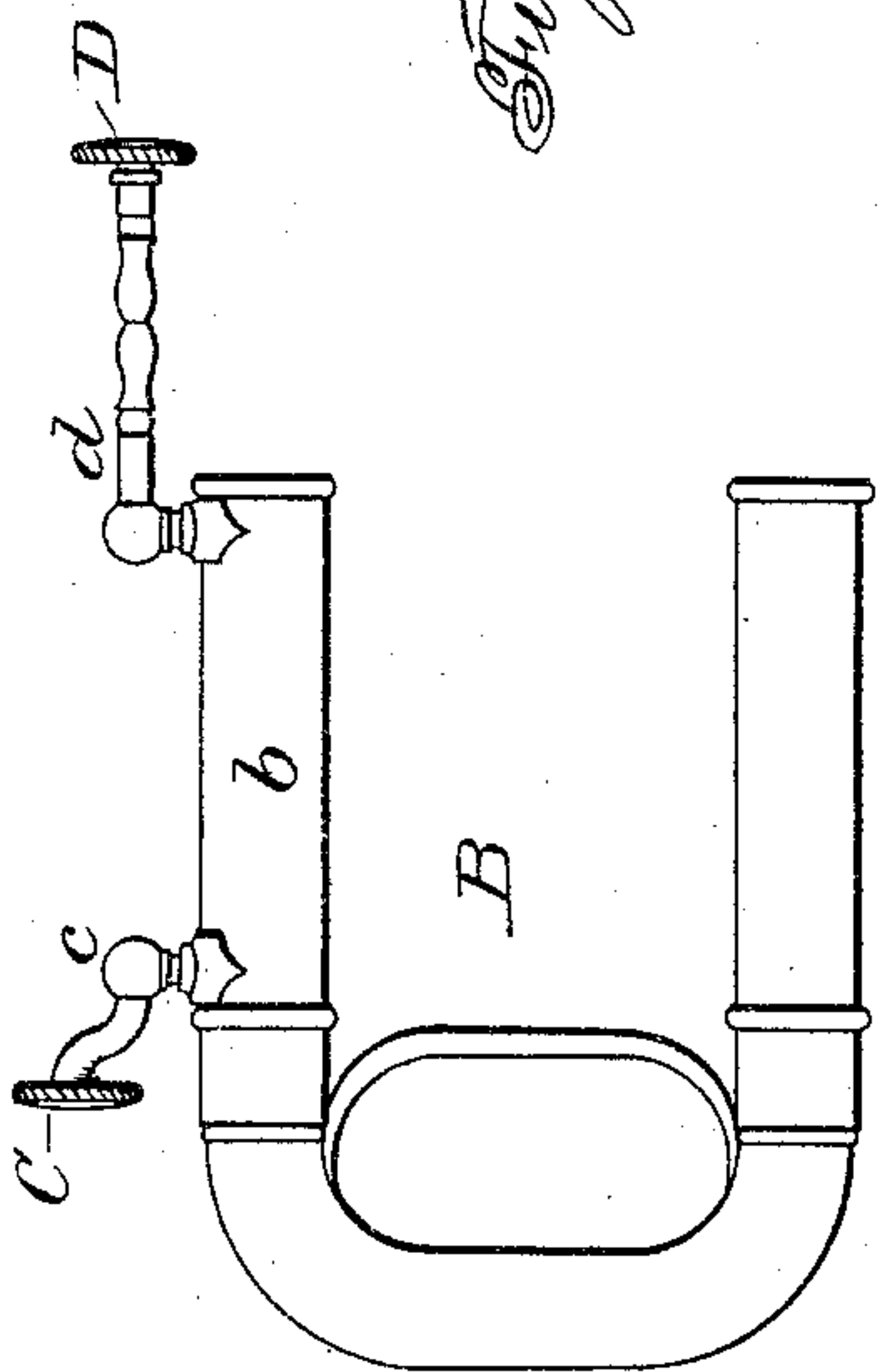
(No Model.)

2 Sheets—Sheet 2.

C. G. CONN & W. F. SEIDEL.  
CORNET.

No. 442,955.

Patented Dec. 16, 1890.



Witnesses:  
J. G. Lepper.  
W. E. Knight.

Inventors:  
Chas. G. Conn  
Wm. F. Seidel  
By Attorneys: Knight Bros.



# UNITED STATES PATENT OFFICE.

CHARLES G. CONN AND WILLIAM F. SEIDEL, OF ELKHART, INDIANA; SAID  
SEIDEL ASSIGNOR TO SAID CONN.

## CORNET.

SPECIFICATION forming part of Letters Patent No. 442,955, dated December 16, 1890.

Application filed April 11, 1890. Serial No. 347,458. (No model.)

*To all whom it may concern:*

Be it known that we, CHARLES G. CONN and WILLIAM F. SEIDEL, both citizens of the United States, residing at Elkhart, in the county of Elkhart and State of Indiana, have invented certain new and useful Improvements in Cornets; and we do hereby declare that the following specification, taken in connection with the accompanying drawings, is a full, clear, and exact description of our improvements, such as will enable those skilled in the art to which it appertains to make and use the same.

Our invention consists of attachments to the well-known pitch-slides and key-slides to provide more convenient and effectual means for moving said extensions for varying the pitch or key of the instrument.

In order that our invention may be fully understood, we will first describe the same with reference to the accompanying drawings, and then more particularly point out in the claims the novel points.

In said drawings, Figure I is a side elevation of an instrument with our improvements attached, part of the mouth-pipe being broken away to show the key-slide attachment. Fig. II is a detail view of the pitch-slide removed; and Fig. III is a detail view of the key-slide removed, showing the guide-rod detached.

A represents a cornet, and B is the U-shaped pitch-slide.

C is a thumb-piece and D a finger-piece attached to one arm *b* of said slide by suitable connecting rods or parts *c* and *d*, respectively. These thumb and finger pieces are operated upon by the thumb and finger of the left hand for moving the pitch-slide in and out to vary the pitch of the instrument.

E is the U-shaped key-slide inserted in the third bend of the mouth-pipe, its object being to change the key of the instrument from B-flat to A. Attached to the middle of this U-shaped slide is a projection F, in which is formed a square socket *f*.

G is a guide-rod adapted to slide in supporting-sockets *g g*, attached to one of the valve-slides of the instrument. This rod G has a thumb-piece H on one end and the other end squared and beveled, so as to fit snugly in the socket *f*, so that the key-slide can be moved by said rod. This slide is adapted to be moved outward by the thumb of the right hand and inward by the fingers of the left hand. By these finger and thumb attachments the slides can be accurately and quickly moved to any desired point with little or no trouble and without removing the hands from their normal positions.

The rod G is detachably connected to the key-slide E to allow said slide to be removed for cleaning.

Having thus described our invention, what we claim as new therein, and desire to secure by Letters Patent, is—

1. In combination with a cornet, a pitch-slide B, having thumb-piece C and finger-piece D, for the purpose herein set forth.

2. In combination with a cornet, a key-slide E, and a guide-rod G, detachably connected to said slide, for the purpose herein set forth.

3. In combination with a cornet, a key-slide E, having attached to it a projection F, in which is formed a squared socket *f*, and a guide-rod G, having a thumb-piece H on one end and its other end squared to fit said socket *f*, substantially in the manner and for the purpose herein set forth.

4. In a cornet, the combination of the pitch-slide provided with thumb and finger pieces, with the key-slide provided with a guide-rod and thumb-piece, for the purpose herein set forth.

CHARLES G. CONN.  
WM. F. SEIDEL.

Witnesses:

OTTO CLEMENT,  
W. J. ERNEST.