

(No Model.)

J. STOHR.
KNITTED CAP.

No. 442,921.

Patented Dec. 16, 1890.

FIG. 1.

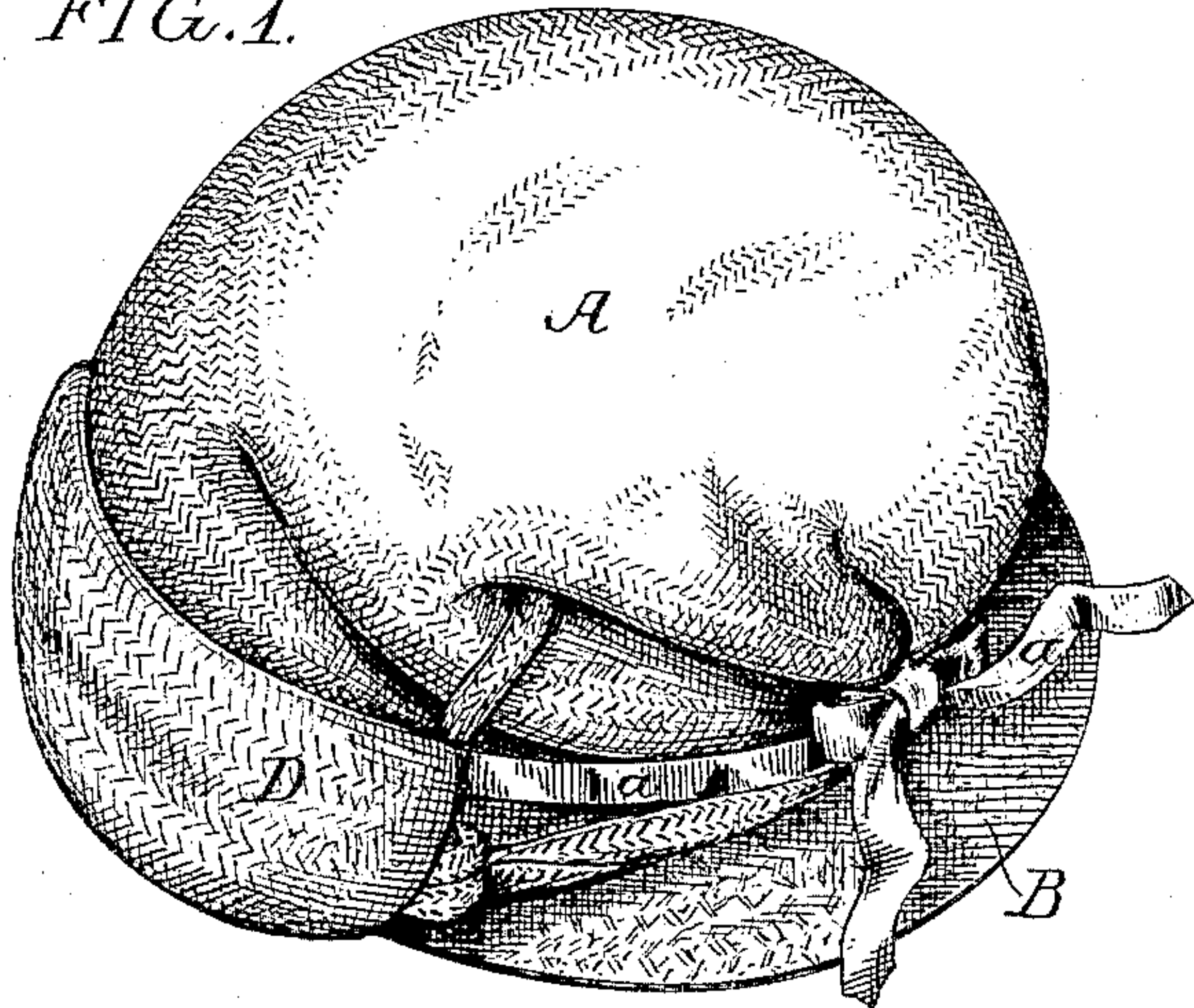


FIG. 2.

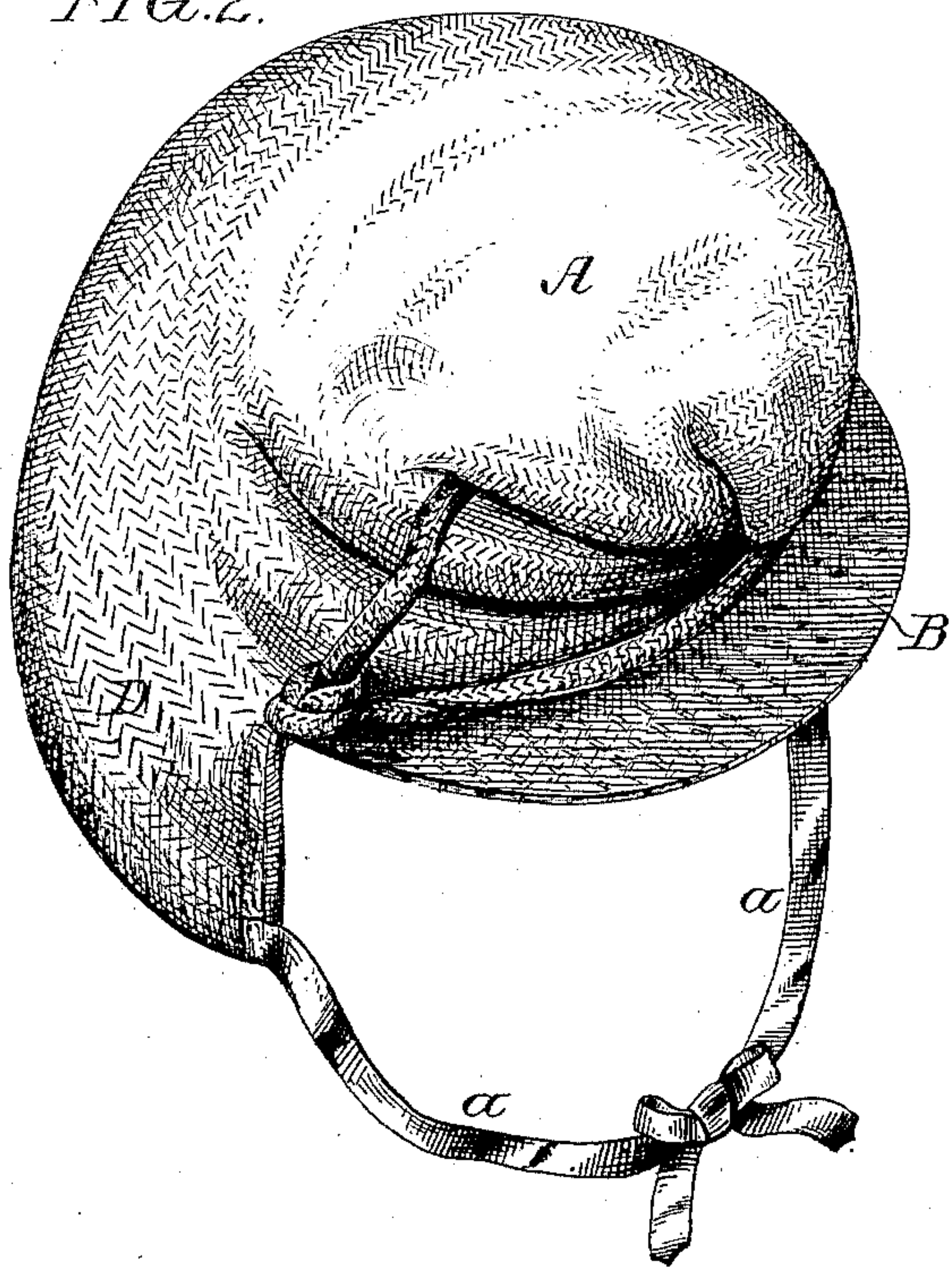


FIG. 3.

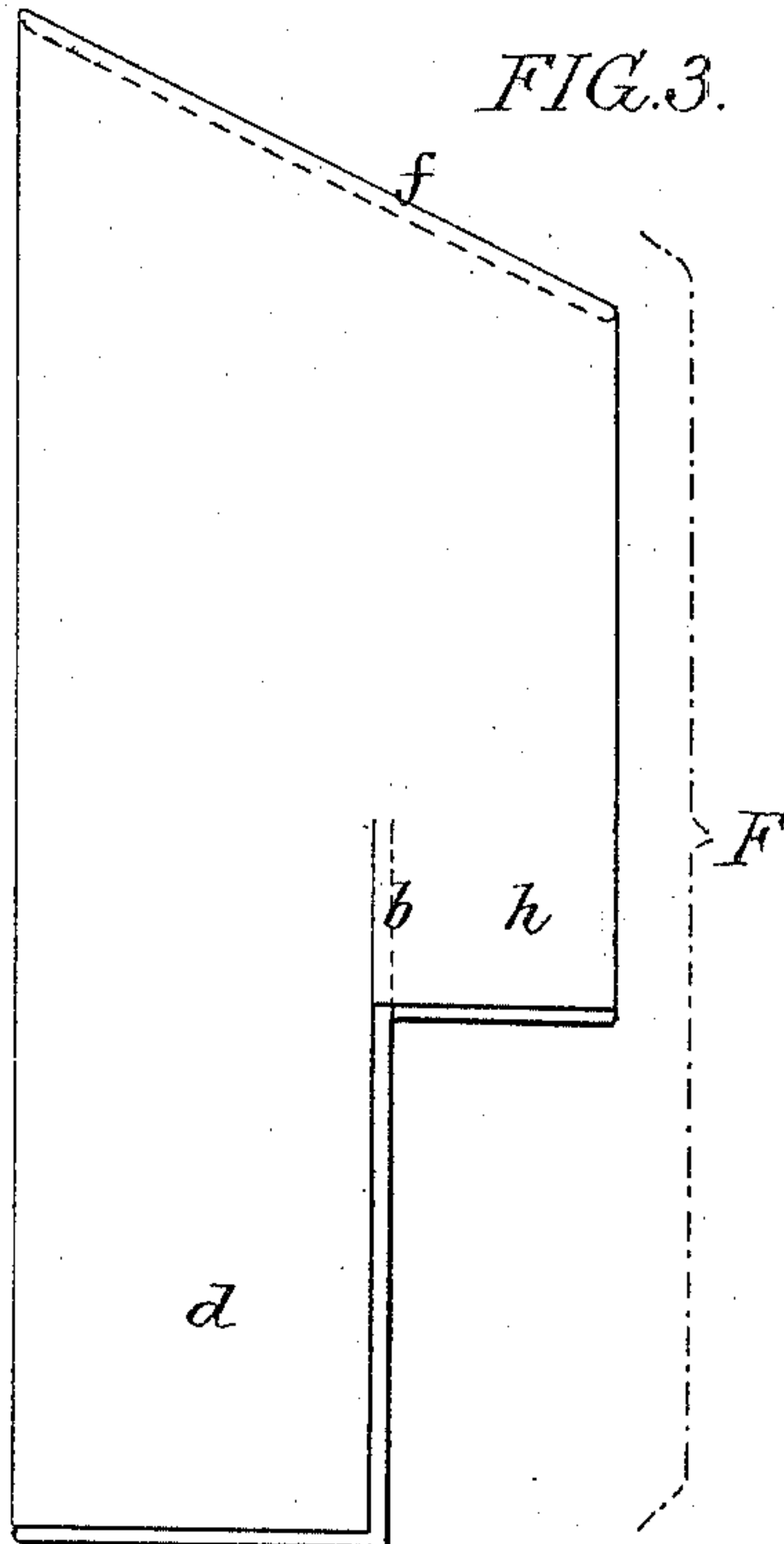


FIG. 4.

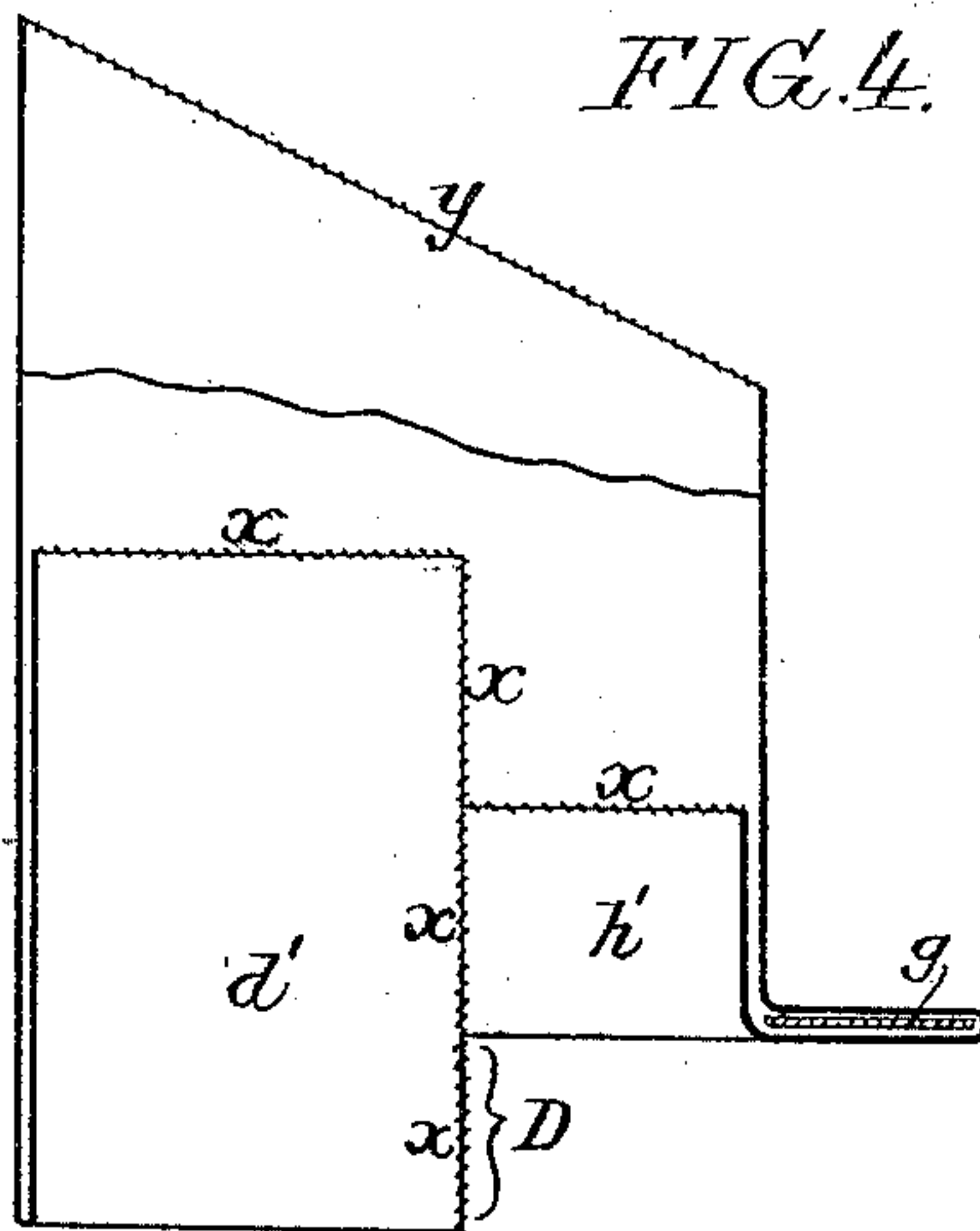
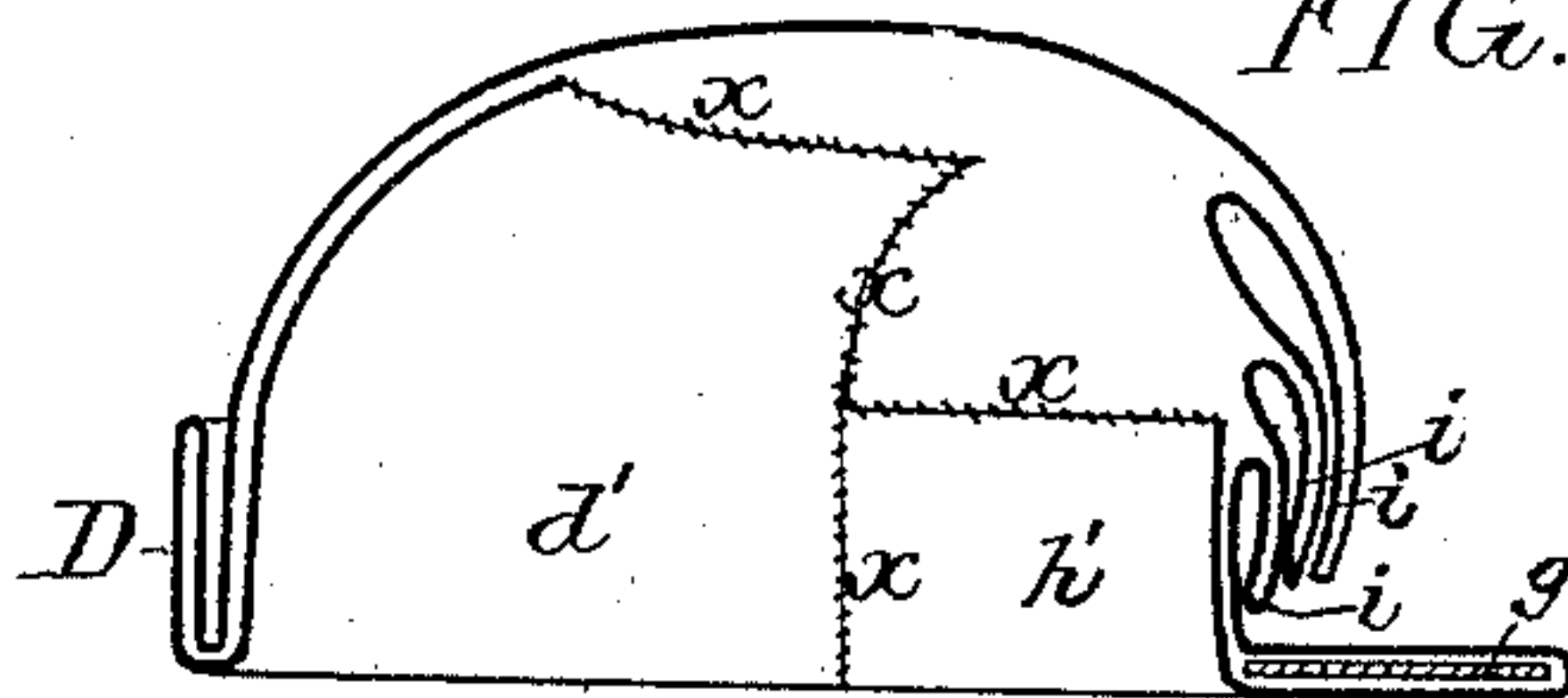


FIG. 5.



Witnesses:
Alex. Barkoff
A. V. Grouse.

Inventor:
Jodak Stohr
by his Attorneys
Howson & Howson

UNITED STATES PATENT OFFICE.

JODOK STOHR, OF PHILADELPHIA, PENNSYLVANIA, ASSIGNOR TO CONYERS
BUTTON AND MARTIN L. FINCKEL, BOTH OF SAME PLACE.

KNITTED CAP.

SPECIFICATION forming part of Letters Patent No. 442,921, dated December 16, 1890.

Application filed October 22, 1890. Serial No. 368,897. (No model.)

To all whom it may concern:

Be it known that I, JODOK STOHR, a citizen of the United States, and a resident of Philadelphia, Pennsylvania, have invented
5 certain Improvements in Knitted Caps, of which the following is a specification.

The object of my invention is to make in a simple manner from knitted fabric a visored cap especially adapted for winter wear, and
10 this object I attain in the manner herein-after set forth, reference being had to the accompanying drawings, in which—

Figures 1 and 2 are perspective views of a knitted cap made in accordance with my invention and illustrating two different adjustments of the cap, and Figs. 3, 4, and 5 are
15 diagrams illustrating successive steps in the formation of the cap.

The cap shown in Figs. 1 and 2 has a crown
20 A, visor B, and flap D, which can either be turned up around the crown of the cap, as shown in Fig. 1, or can be turned down, as shown in Fig. 2, so as to form a protective covering for the ears and the back of the
25 neck, strings or ribbons *a* being connected to the opposite front ends of the flap, and these strings or ribbons being either tied together in front of the crown, as shown in Fig. 1, to retain the flap in the upturned position, or
30 being tied together beneath the chin to retain the flap in the depending position, as shown in Fig. 2.

The cap can be made from a blank F, consisting of a piece of tubular knitted fabric,
35 cut so as to form an incision *b* at each side of the tube, a short depending front strip *h*, and a longer depending rear strip *d*, as shown in Fig. 3, the upper edge of the tube being preferably cut at an angle, as shown at *f*, or
40 the blank for the cap may be made from two or more pieces sewed together so as to constitute the equivalent of the blank represented in Fig. 3. A visor-lining *g*, of leather, paste-board, or other available material cut
45 to the proper shape, is applied to the inner side of the front portion of the blank at or about the top of the short strip *h*, formed by the incisions *b*, and this portion of the fabric is stretched so as to inclose the visor-lining,
50 as shown in Fig. 4, the strip *h* being folded up inside the body of the blank, as shown at *h'*, Fig. 4. The rear strip *d* is also folded up inside the body of the blank, as shown at *d'*, Fig. 4, the fold in this strip, however, being

somewhat below the fold of the front strip *h*,
55 so as to form the desired depending rear flap D. The edges of the folded strips are stitched together to each other and to the body of the blank by stitches *x*, and the top of the blank is closed by a row of stitches *y*, as shown in
60 Fig. 4, and the body of the blank is then folded and secured together in any manner which the desired form of crown for the cap may suggest—for instance, in the form of cap
65 shown in Figs. 1 and 2, folds *i* are formed in the front and top portions of the blank, as shown in Fig. 5, so that the back portion of the blank can be drawn over toward the
70 front and secured, as there illustrated, and as shown also in Figs. 1 and 2.

I am aware that it has been proposed to make a knitted cap having a front visor and depending ear-flap, and hence I do not broadly claim these features, but

I claim and desire to secure by Letters Patent—

1. A knitted cap consisting of a tubular blank having its upper portion closed to form the crown of the cap, and having its lower portion divided by opposite vertical incisions
80 into front and rear strips, the front strip extending without cut or seam around a projecting visor-lining and thence up into the tube, the rear strip being folded at a lower point to form a depending flap, and the up-
85 turned portions of both strips being secured within the crown of the cap, substantially as specified.

2. A knitted cap consisting of a tubular blank having a top inclined upward toward
90 the rear and having its lower portion divided by opposite incisions into front and rear strips, the former extending without cut or seam around a projecting visor-lining and thence up into the tube, and the rear strip
95 being folded at a lower point to form a depending flap, the crown of the cap having a series of folds in the front of the same, so as to permit of the carrying forward of the
100 high rear portion of the tubular blank to the front of the crown, substantially as specified.

In testimony whereof I have signed my name to this specification in the presence of two subscribing witnesses.

JODOK STOHR.

Witnesses:

EUGENE ELTERICH,
HARRY SMITH.