

(No Model.)

J. S. PEDEN.
BRACKET HEAD AND BRACKET.

No. 440,899.

Patented Nov. 18, 1890.

Fig. 1.

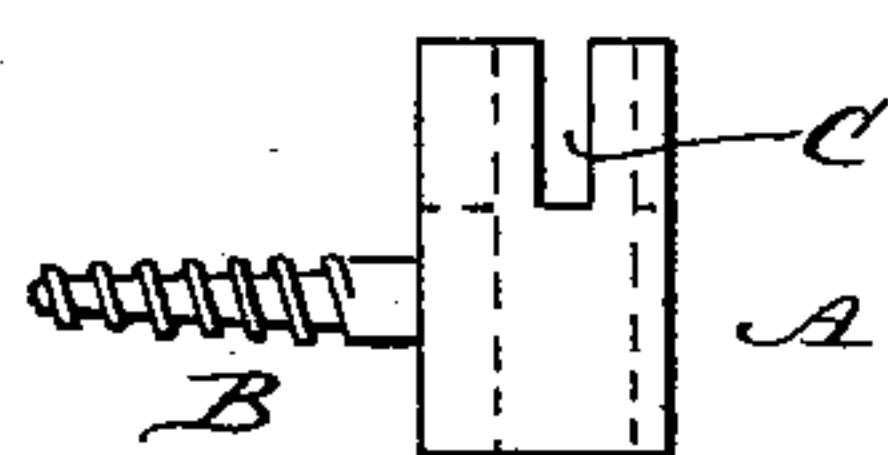


Fig. 2.

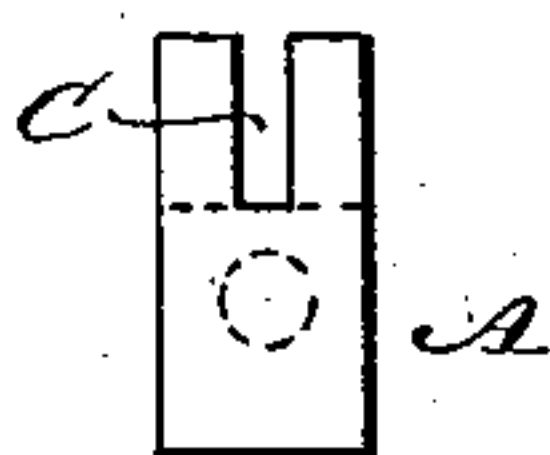


Fig. 3.

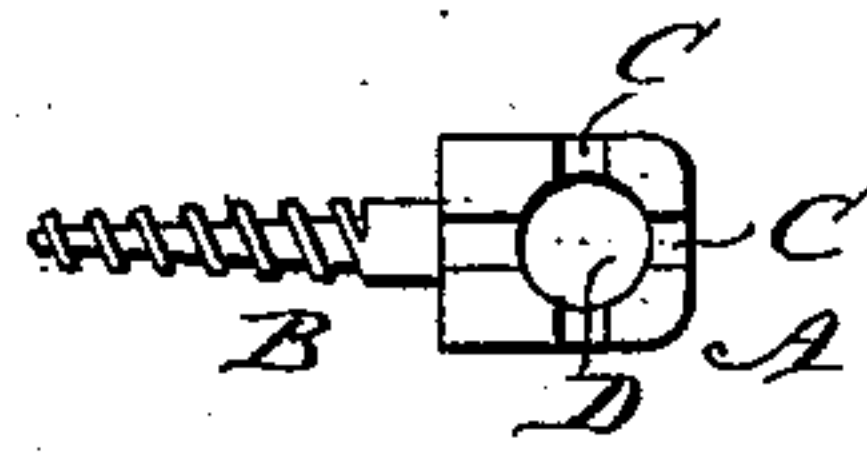


Fig. 4.

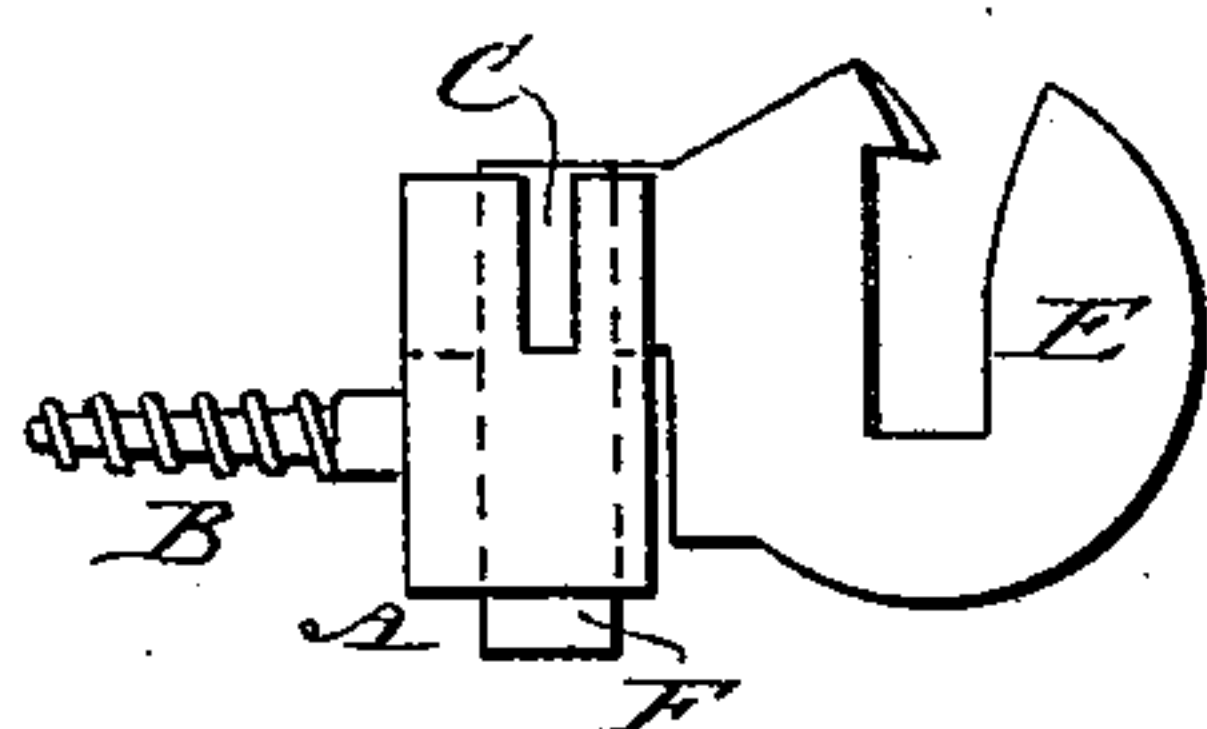


Fig. 5.

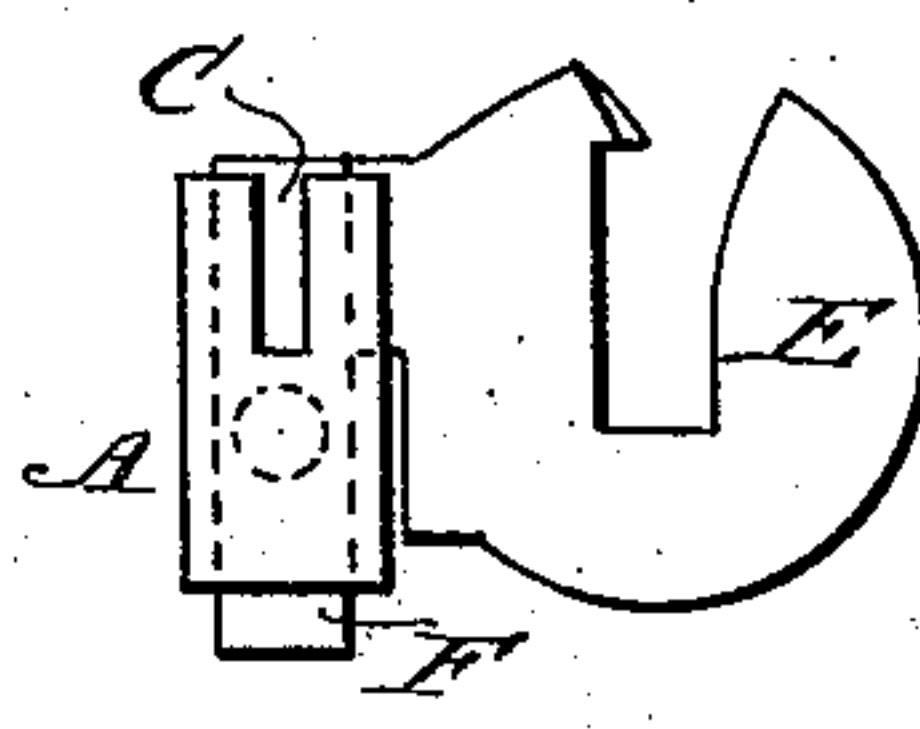
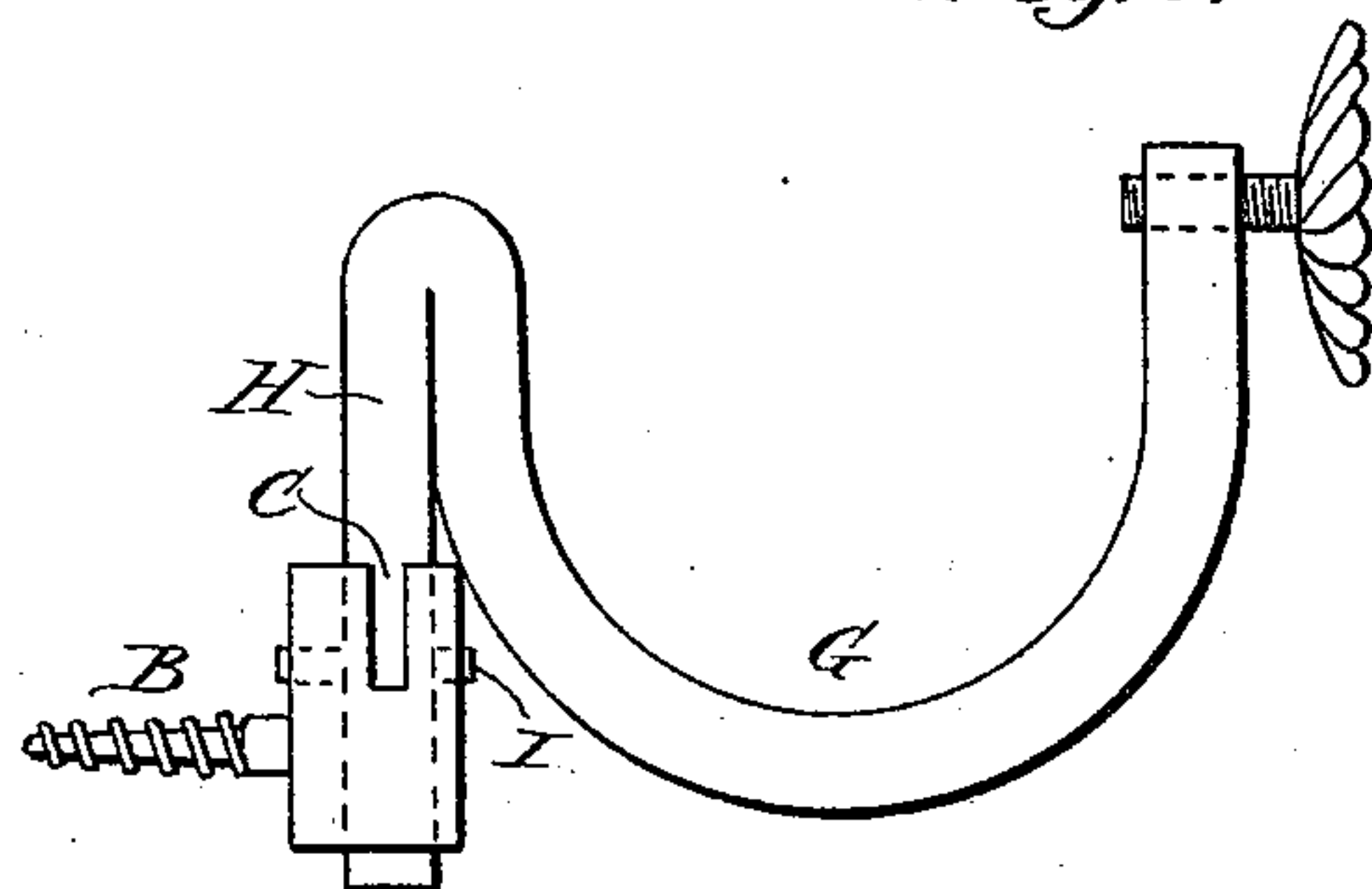


Fig. 6.



WITNESSES:

D. C. Rensch.
Gertrude Hard

INVENTOR

J. S. Peden
BY *A. M. Pierce.*

ATTORNEY.

UNITED STATES PATENT OFFICE.

JOSEPH S. PEDEN, OF NEW YORK, N. Y.

BRACKET-HEAD AND BRACKET.

SPECIFICATION forming part of Letters Patent No. 440,899, dated November 18, 1890.

Application filed March 28, 1890. Serial No. 345,670. (No model.)

To all whom it may concern:

Be it known that I, JOSEPH S. PEDEN, a citizen of the United States, residing at New York, in the city and county of New York, have invented a new and useful Improvement in Bracket-Heads and Brackets, of which the following is a specification.

My invention relates especially to devices employed for supporting the ends of shade-rollers, pole-brackets, and similar devices, and has for its object the provision of fixtures wherein the usual numerous small screws are dispensed with and ready means of securing in any desired place or position are provided.

To attain the desired end my invention consists, essentially, in a bracket-head split or divided in each of its faces and provided with a screw integral with said head for securing the bracket-head in place, and in the combination, with said head, of a removable bracket or arm, all of which will be hereinafter first fully described, and then pointed out in the claims.

In the drawings, Figure 1 is a side view of the bracket-head. Fig. 2 is a front view thereof. Fig. 3 is a top plan view of the same. Fig. 4 is a side elevation of the bracket-head and removable bracket. Fig. 5 is a front view of the bracket-head with the bracket extending at the side thereof. Fig. 6 shows the bracket-head employed to support a curtain-pole bracket.

Like letters of reference, wherever they occur, indicate corresponding parts in all the figures.

A is the bracket-head, provided with a screw B, and divided in each face, as at C, and having a central perforation D.

E is a shade-bracket, provided with a shank F, which fits into the perforation D when in place in the bracket-head, the flat portion of the bracket projecting through a slot or division C.

G is a curtain-pole bracket, the vertical shank H whereof is provided with a cross-piece I, which enters the divisions C when in position within a bracket-head.

My improved bracket-head and bracket will be found admirably adapted to the uses and purposes for which it is intended.

The bracket-head may be easily and quickly secured in any desired position, and the necessity of small screws and the use of a screw-driver are avoided. The head may be so located as to support the bracket at either side or projecting upon a line parallel with the screw, as found more convenient, and may be readily removed from the head and the head unscrewed without the use of any tools.

Having now fully described my invention, what I claim as new therein, and desire to secure by Letters Patent, is—

1. A curtain-bracket consisting of the combination of a tubular portion having slots cut in the upper end and adapted to be attached to a wall, and a bracket portion proper, consisting of a holding-arm and a standard provided with projections adapted to fit in the tubular portion and be held from turning by the projections engaging with the slots, substantially as shown and described.

2. The herein-described bracket-head for curtain-brackets, consisting of a tubular portion having slots cut in the upper end and adapted to be attached to a wall by a supporting-screw secured in or formed with the bracket-head, substantially as shown and described.

3. A combined bracket-head and bracket in which is comprised a bracket-head provided with a supporting-screw, the body of the head being divided and having a central perforation, and a bracket consisting of a body provided with a shank adapted and arranged to enter the perforation in the bracket-head and be held in place by a portion of the bracket entering a division of the bracket-head, substantially as shown and described.

JOSEPH S. PEDEN.

Witnesses:

A. M. PIERCE,
GERTRUDE WARD.