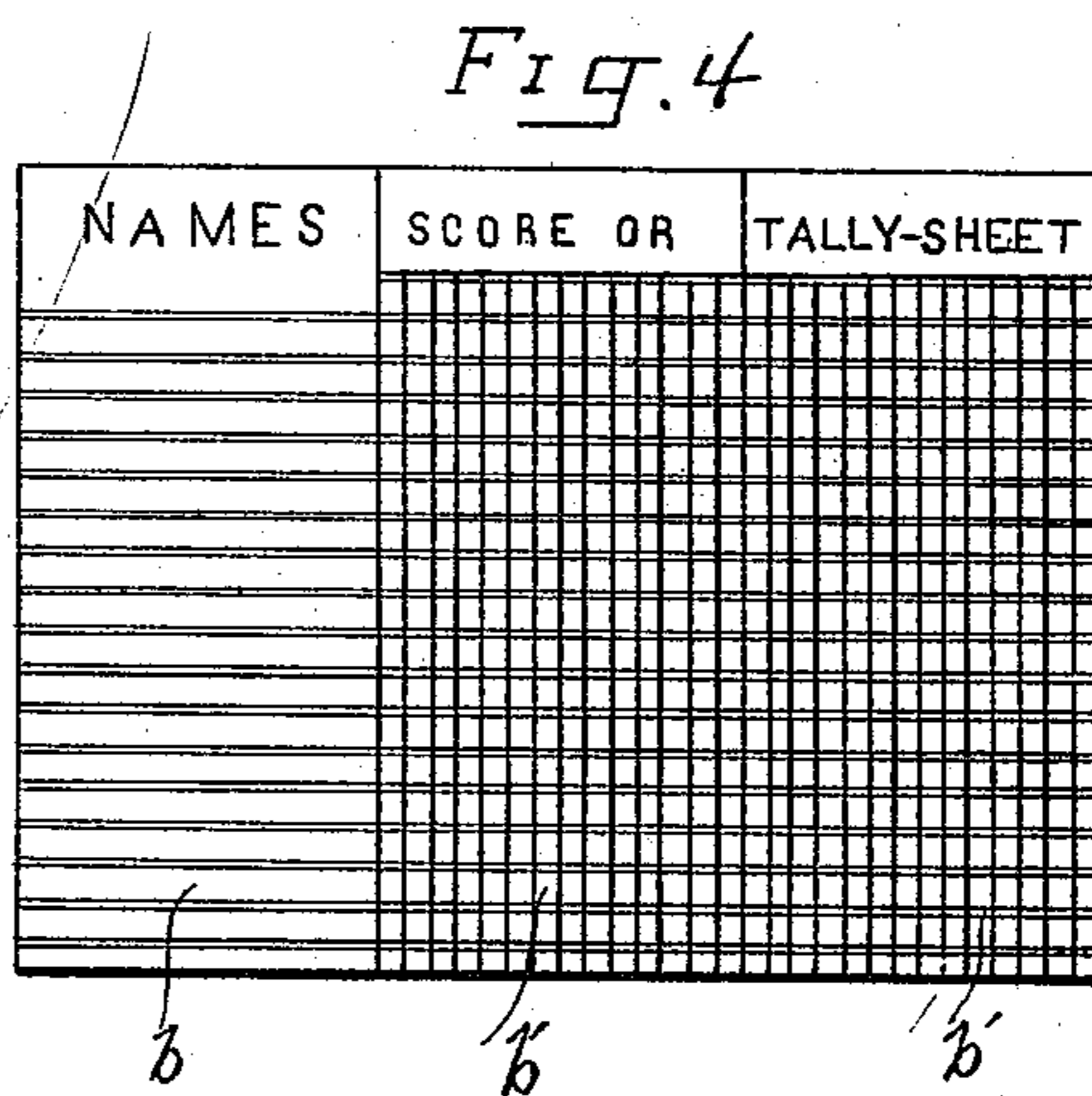
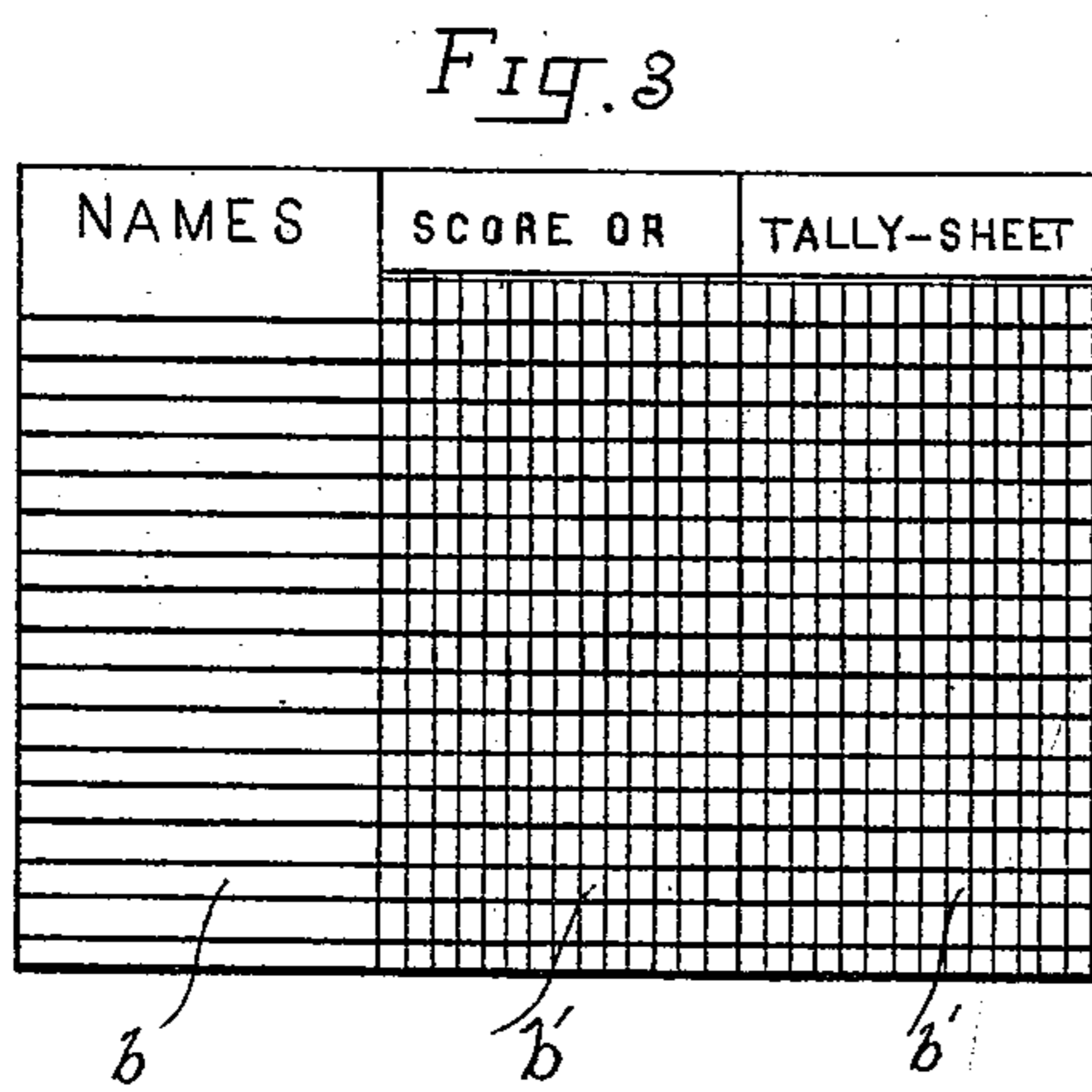
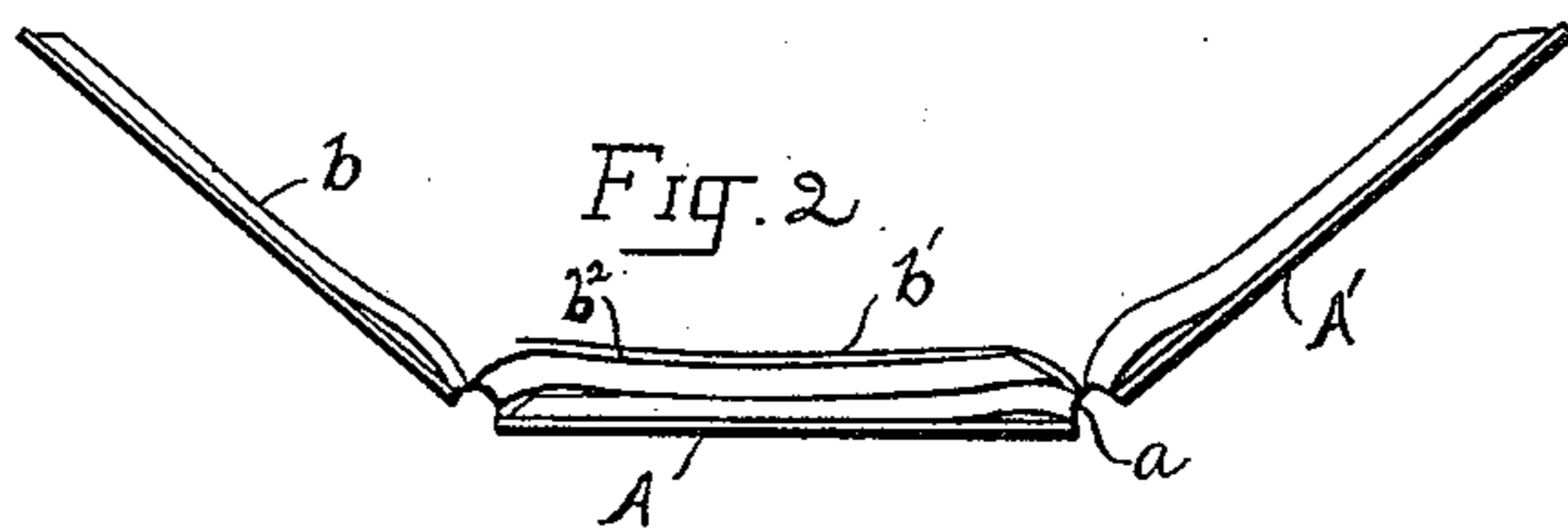
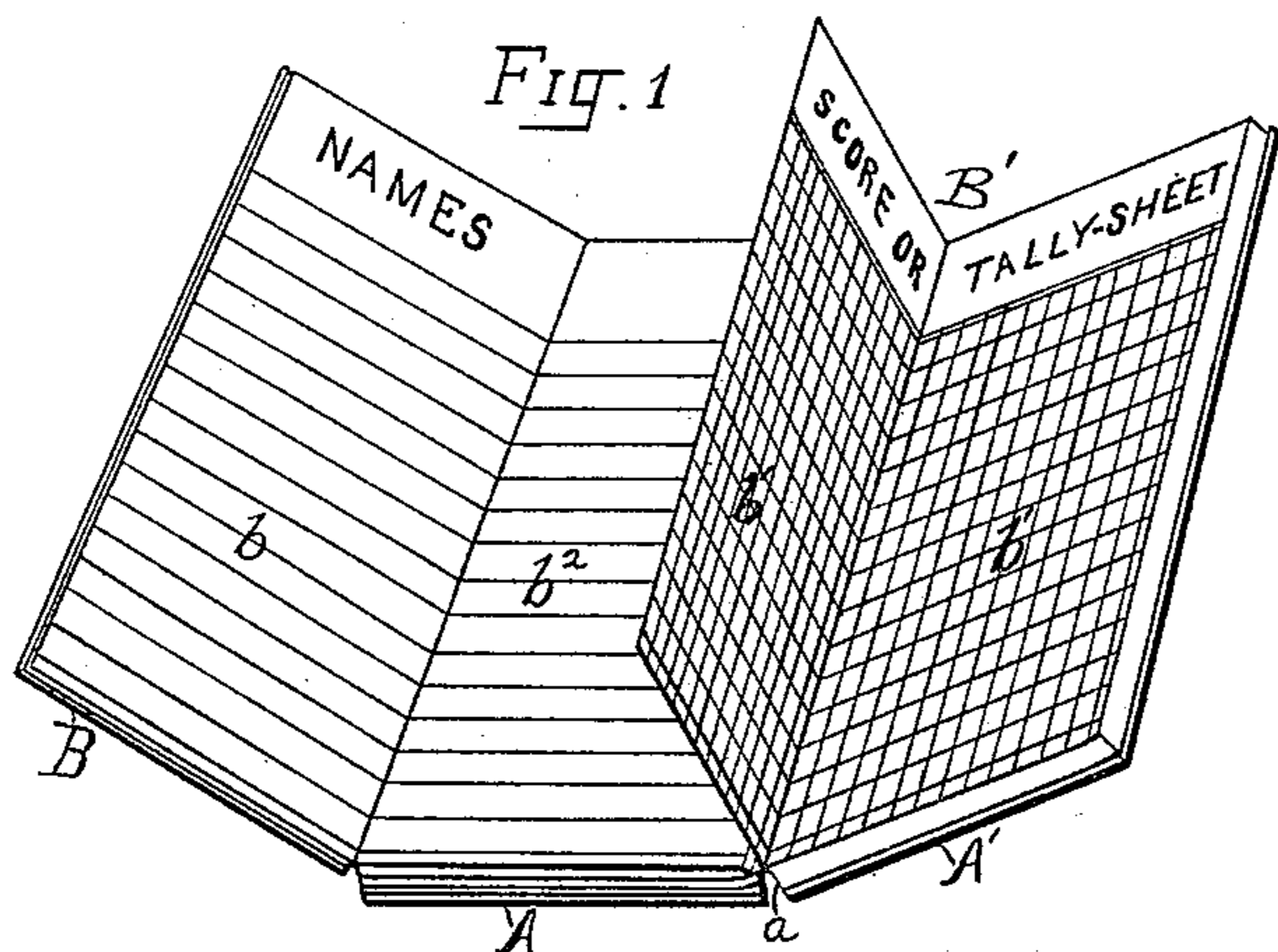


(No Model.)

F. R. WELLS.  
BLANK BOOK.

No. 440,783.

Patented Nov. 18, 1890.



WITNESSES:

E. O. Weaver  
Chas. J. Welch

INVENTOR

Frank R. Wells

BY

Samuel H. Mather  
ATTORNEY.

# UNITED STATES PATENT OFFICE.

FRANK R. WELLS, OF SPRINGFIELD, OHIO, ASSIGNOR OF ONE-HALF TO  
E. S. KELLY, OF SAME PLACE.

## BLANK BOOK.

SPECIFICATION forming part of Letters Patent No. 440,783, dated November 18, 1890.

Original application filed August 23, 1889, Serial No. 321,741. Divided and this application filed August 4, 1890. Serial No. 360,951½. (No model.)

*To all whom it may concern:*

Be it known that I, FRANK R. WELLS, a citizen of the United States, residing at Springfield, in the county of Clark and State of Ohio, have invented certain new and useful Improvements in Blank Books, of which the following is a specification.

My invention relates to improvements in blank books, and it especially relates to that class of blank books set forth in my pending application, Serial No. 321,741, filed August 23, 1889, this application being intended as a division of said application.

The object of my invention is to provide a novel arrangement of parts in a blank book which shall especially adapt the same for use as a register for keeping scores or for tallying the result of elections, or for similar purposes.

My invention consists, essentially, in providing a book in two or more parts and so arranging the said parts that the leaves or pages of one part are adapted to turn or fold in a position adjacent to and overlapping the pages and leaves of the other part.

My invention further consists in the various constructions and combinations of parts hereinafter described, and set forth in the claims.

In the accompanying drawings, Figure 1 is a perspective view of a device embodying my invention. Fig. 2 is a sectional view of the same. Figs. 3 and 4 are respectively plan views of the different pages of the book shown open.

Like parts are indicated by similar letters of reference throughout the several views.

In the said drawings, A A' represent the covers of the book, which may be jointed at *a* in the usual manner. B B' represent the different parts of the book, each one of which consists, practically, of an independent book, the said parts being connected to the cover A on the opposite edges thereof, so that the leaves *b b'* of the respective parts are adapted to turn or fold over each other, as shown in Figs. 1 and 2. For use as a register for schools or for tallying or scoring the results of contests or elections, or similar purposes, where a number of names are used, the names are placed on the pages *b* of the part B, the pages

or leaves *b'* being ruled in a suitable manner to receive the check or tally marks to be placed opposite the same. In this manner the pages *b' b'* of the part B' may readily be brought opposite the names on the pages *b* of the part B. Any number of names may thus be kept in the part B and a corresponding number of registering or tallying pages *b' b'* in the part B, and any one of the pages *b'* may be brought opposite any of the pages *b*, thus obviating the necessity of rewriting the names on the different pages in keeping a continuous register or tally.

As shown in Figs. 1 and 2, the leaves *b'* are adapted to fold over or turn down against the leaves *b*. Each alternating page, as shown at *b<sup>2</sup>*, therefore will be covered up by the leaf *b'* when the book is open for registering or tallying. This page *b<sup>2</sup>*, I reserve for remarks or certificates or similar purposes, to be placed opposite the names on the page *b*, thus providing for a record opposite said names without interfering with the registering or tallying on the pages of the other part B' of the book.

The device is especially adapted for use at polls of elections, and when so used the part *b<sup>2</sup>* will be available for the certificates of the judges as to the number of votes received by the respective candidates whose names will be placed on the page *b* opposite thereto. When so used, each double page *b' b'* may be used as a tally-sheet to correspond with each page *b* of names.

In order to provide for readily turning any desired page of names opposite any desired tallying page or sheet, I preferably rule the respective pages of each book in different colors or provide other distinguishing-marks, so that any desired page of one part of the book may be turned at once to the corresponding page of the other part. In Figs. 3 and 4 I have shown the pages ruled in a different manner, pages 1 of each of the parts being ruled with single lines, while pages 2 of the respective parts are ruled with double lines. Many varieties of ruling may thus be adopted, which would readily be distinguished by the eye, in order to bring the proper pages of

the respective parts to correspond; or, if desired, the respective pages of the different parts may be formed of different-colored paper or tinted differently in colors to accomplish the desired result.

It is obvious that the device as thus described admits of various modifications without departing from the spirit of my invention. I do not, therefore, limit myself to the constructions shown, but claim, broadly, as my invention—

1. A blank book composed of two or more parts, each part being provided with a series of leaves adapted to turn or fold so as to overlap the leaves or pages of the other part, whereby when the book is open one page of one part is brought opposite the double page of the other part, substantially as specified.

2. The combination, in a blank book, of two

or more series of leaves or pages attached at different points and adapted to fold or turn so that the pages or leaves of one part will come adjacent to the pages or leaves of the other part, the pages in one of said parts being ruled as a register for the reception of names and the other part being ruled as a score or tally sheet, the rulings of the respective parts being adapted to coincide, so that a score or tally sheet in one part may be placed opposite any register in the other part, substantially as specified.

In testimony whereof I have hereunto set my hand this 14th day of July, A. D. 1890.

FRANK R. WELLS.

Witnesses:

JOSHUA SCOTT,  
CHAS. I. WELCH.