

(No Model.)

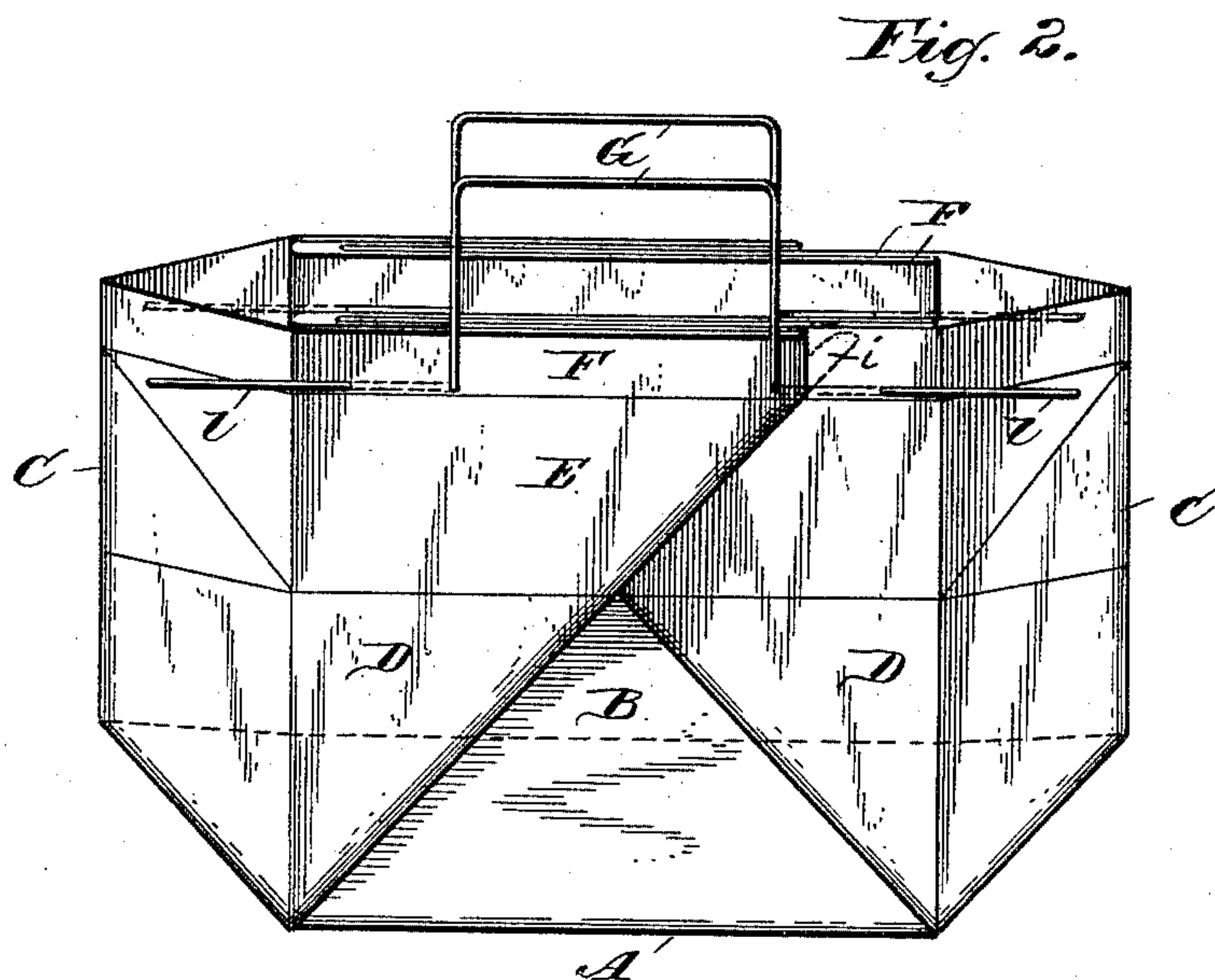
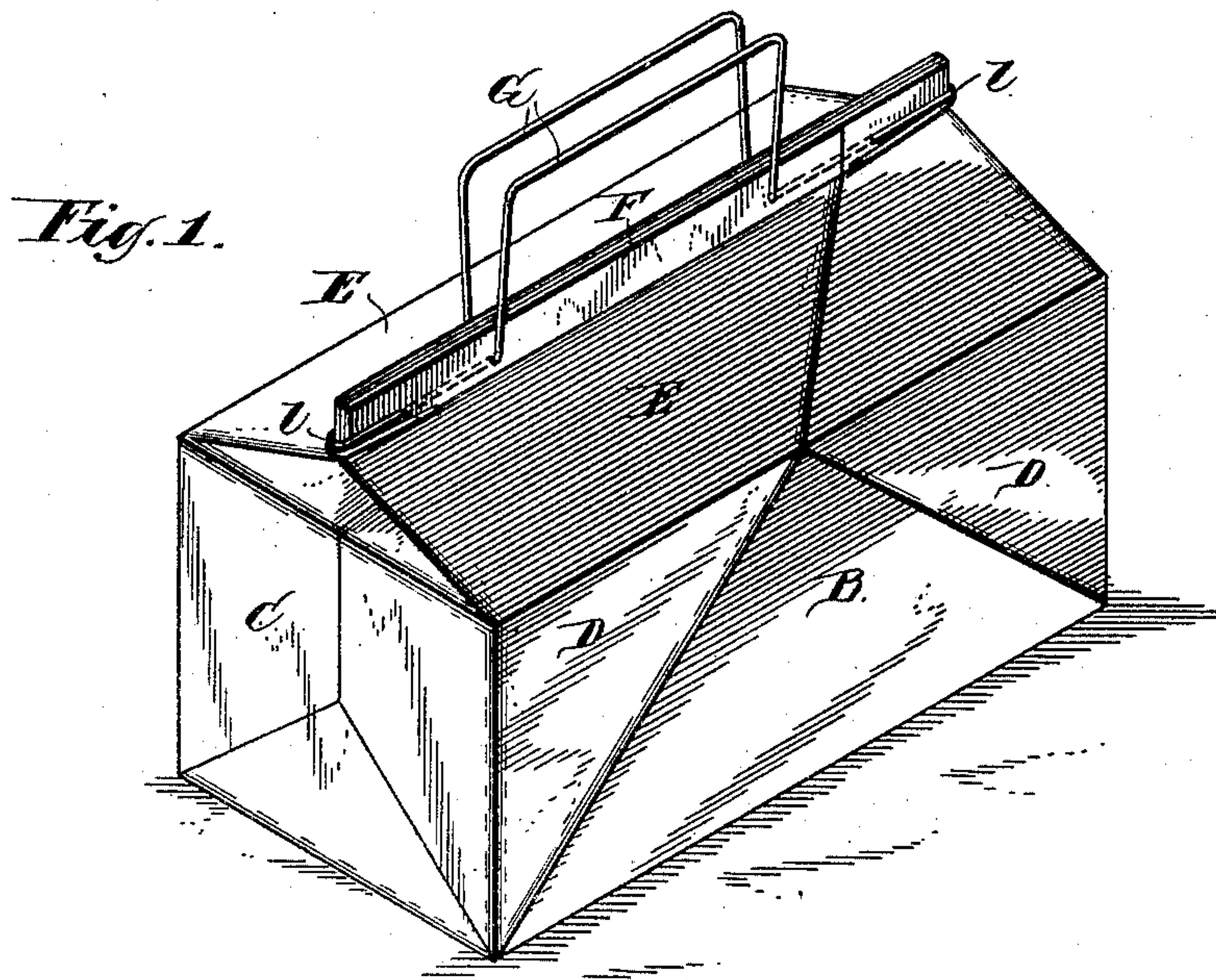
2 Sheets—Sheet 1.

J. L. SEFTON & J. T. FERRES.

PAPER BOX.

No. 440,656.

Patented Nov. 18, 1890.



Witnesses.

J. Thomson Cross
Charles Dillon

Inventors;

John L. Sefton and
Jeffrey T. Ferres
per *Peck & Rector*
their Attorneys.

(No Model.)

2 Sheets—Sheet 2.

J. L. SEFTON & J. T. FERRES.
PAPER BOX.

No. 440,656.

Patented Nov. 18, 1890.

Fig. 3.

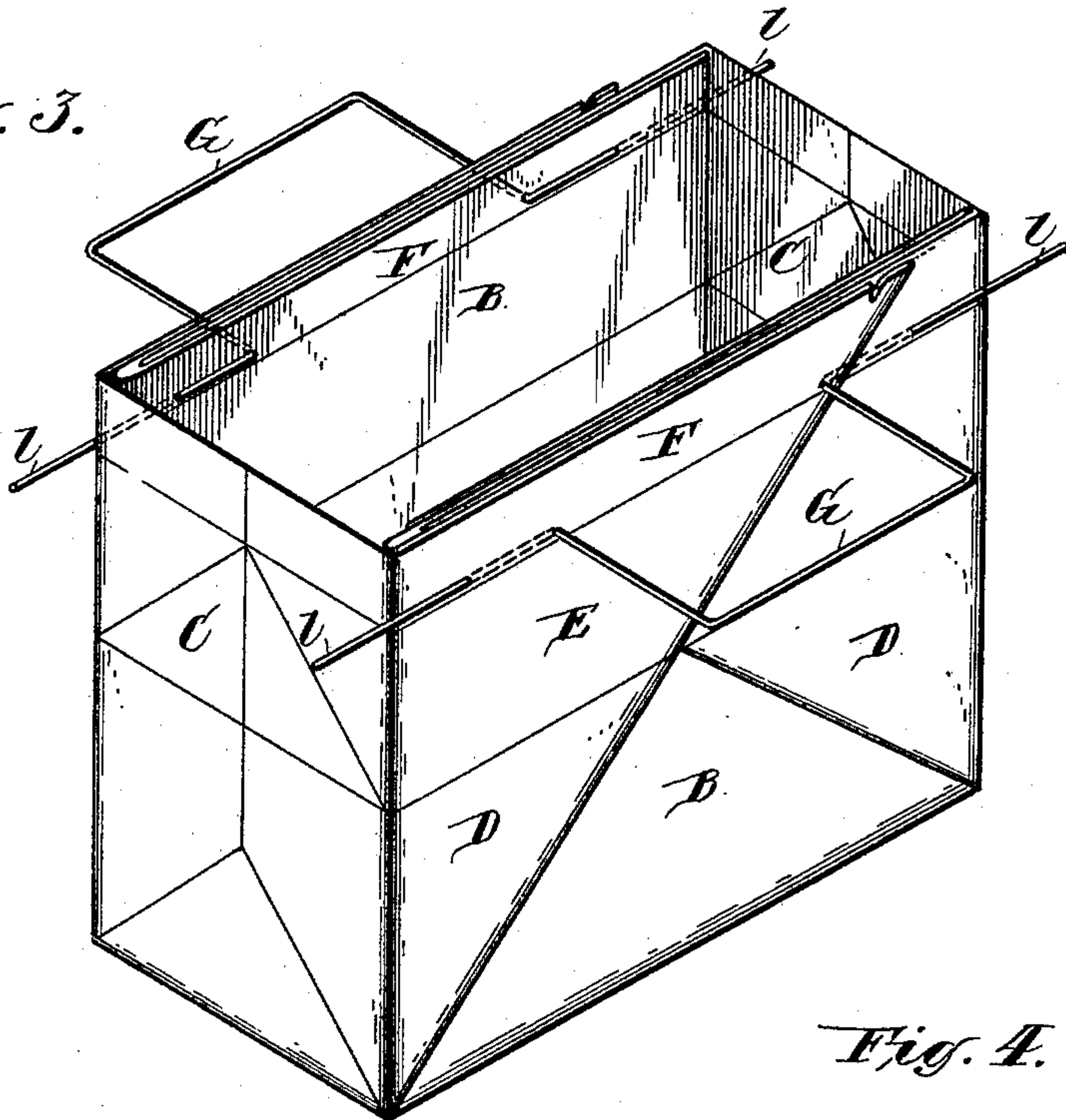
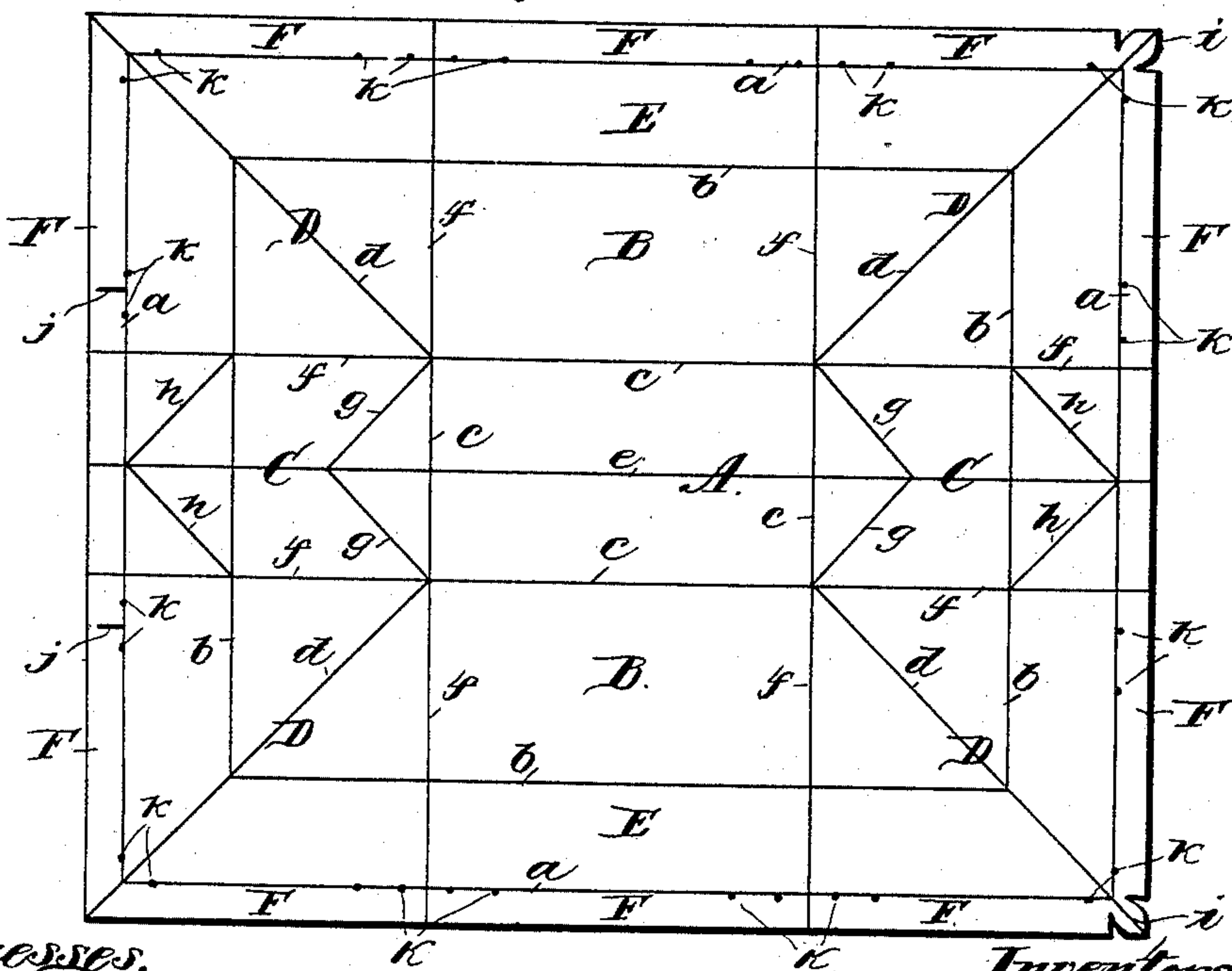


Fig. 4.



Witnesses.

J. Thomson Cross
Charles Billow

Inventors.

John L. Sefton and
per Jeffrey J. Ferres
Deeds & Co.
their Attorneys

UNITED STATES PATENT OFFICE.

JOHN L. SEFTON AND JEFFREY T. FERRES, OF ANDERSON, INDIANA, ASSIGNORS TO THE J. W. SEFTON MANUFACTURING COMPANY, OF SAME PLACE.

PAPER BOX.

SPECIFICATION forming part of Letters Patent No. 440,656, dated November 18, 1890.

Application filed July 23, 1890. Serial No. 359,595. (No model.)

To all whom it may concern:

Be it known that we, JOHN L. SEFTON, a citizen of the United States, and JEFFREY T. FERRES, a citizen of Canada, both residing at Anderson, in the county of Madison and State of Indiana, have jointly invented certain new and useful Improvements in Paper Vessels, of which the following is a full, clear, and exact description, reference being had to the accompanying drawings, forming part of this specification.

Our invention relates to that class of paper vessels used chiefly by retailers of ice-cream, oysters, and like substances of a semi-fluid character; and it has for its object the improved construction of such vessels.

The novelty of our invention will be hereinafter set forth, and specifically pointed out in the claim.

In the accompanying drawings, Figure 1 is a perspective view of our improved vessel filled and ready to be carried. Fig. 2 shows the vessel collapsed in position for packing and shipment. Fig. 3 is a perspective view of the vessel opened and in position to receive its contents. Fig. 4 is a diminished plan view of the creased blank from which the vessel is made for folding.

The same letters of reference are used to indicate identical parts in all the figures.

The vessel-blank, as seen by reference to Fig. 4, is a rectangular piece of Manila paper with concentric rectangular creases *a b c*, radial creases *d*, longitudinal central crease *e*, corner creases *f*, and angular creases *g h*. In addition to these creases there are corner tongues *i* at the corners of one side, slits *j* on the opposite side near the edge for the insertion of these tongues, and perforations *k*. Of the rectangular sections formed by the creases, A is the bottom of the vessel, B its sides, C its ends, D the corner-flaps, E the inwardly-inclined cover portions, and F the clamping-flaps.

This method of creasing and folding produces an integral uncut satchel-box of well-

known form, excepting that the box is rectangular instead of being tapered, as heretofore, the change resulting in a very neat shape, as shown in Fig. 1, and preventing waste in cutting blanks.

For uniting the folded-in sides we employ two wire bails G, with straight extensions *l*, which are stitched or inserted after the manner of pins through the overlap in parts of all the flaps F, the perforations *k* being for this purpose. The bails are thus hinged and free to turn on the flaps, as will be readily understood, while the extensions *l* are of sufficient length to project beyond the ends of the box, and when the latter is filled and closed, as seen in Fig. 1, the ends are bent around the flaps to lock the covers together with the bails to form a close joint.

While we prefer two bails, applied as shown, it is obvious that a large part of the advantage of our invention may be secured by using only one bail on one side and fastening the flaps F of the opposite side in some suitable manner, as by staples.

In packing and shipping vessels of this character they are collapsed and lie flat, as shown in Fig. 2, thereby taking up very little room; also, while we prefer the use of the tongues *i*, such tongues may be dispensed with.

Having thus fully described our invention, we claim—

The combination, with a folded paper vessel having inturned extensions of the side walls to form covers, and vertical flaps extending therefrom, of a carrying bail or bails stitched through the flaps of the side or sides and having end extensions adapted to be folded around said flaps to clamp the same and secure the covers.

JOHN L. SEFTON.
JEFFREY T. FERRES.

Witnesses:

CHARLES L. HENRY,
CHAS. H. HOOD.