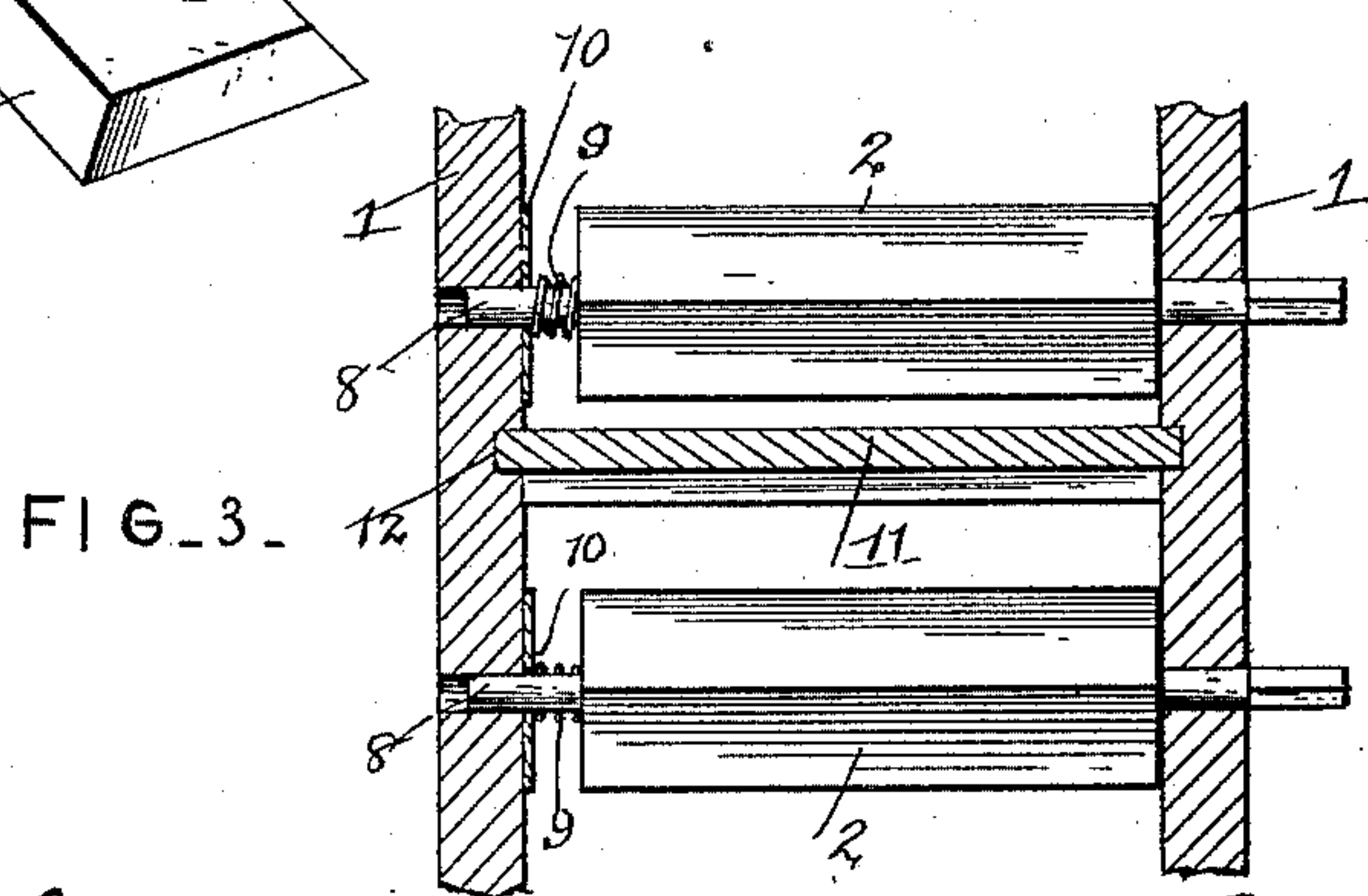
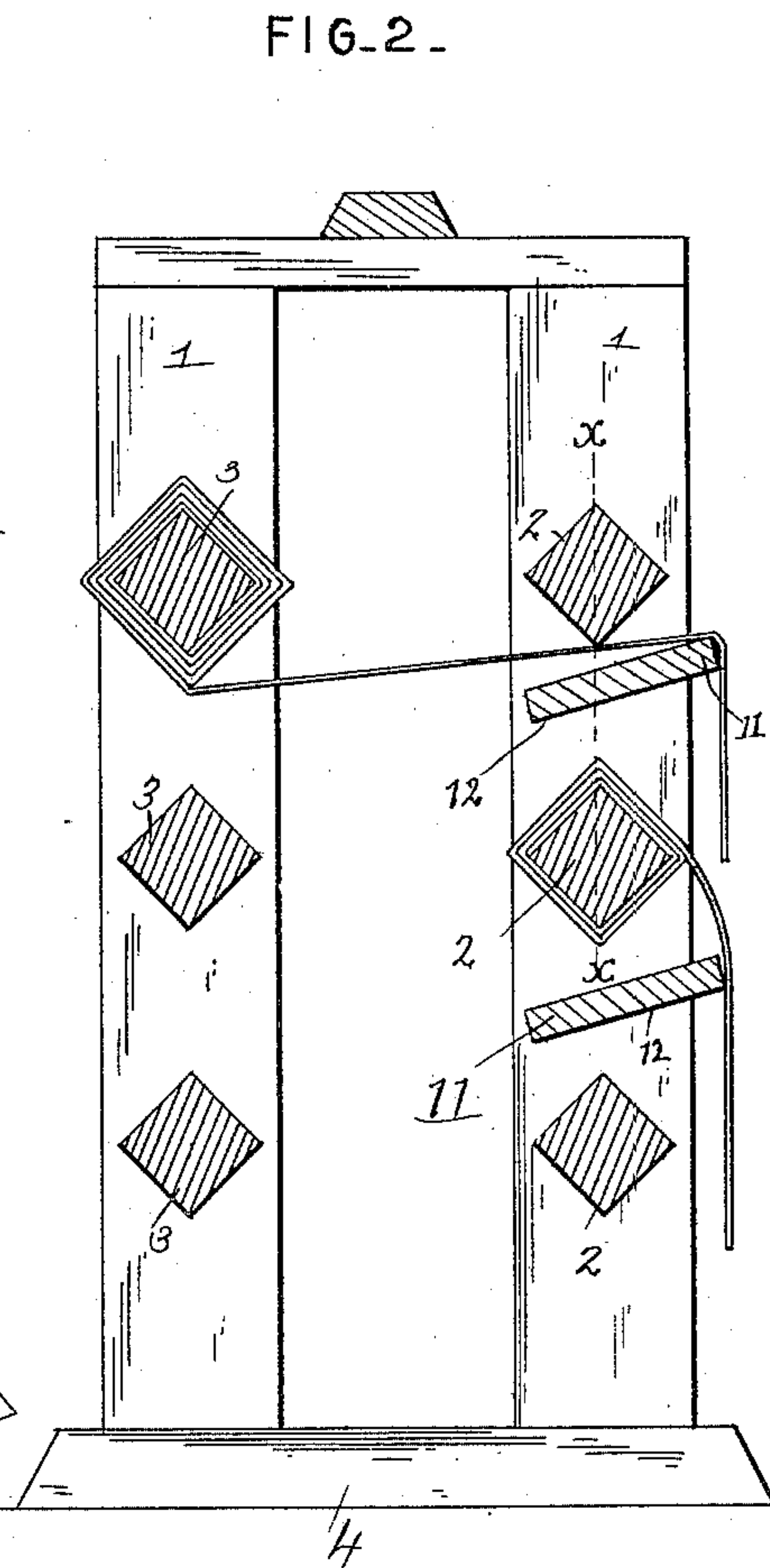
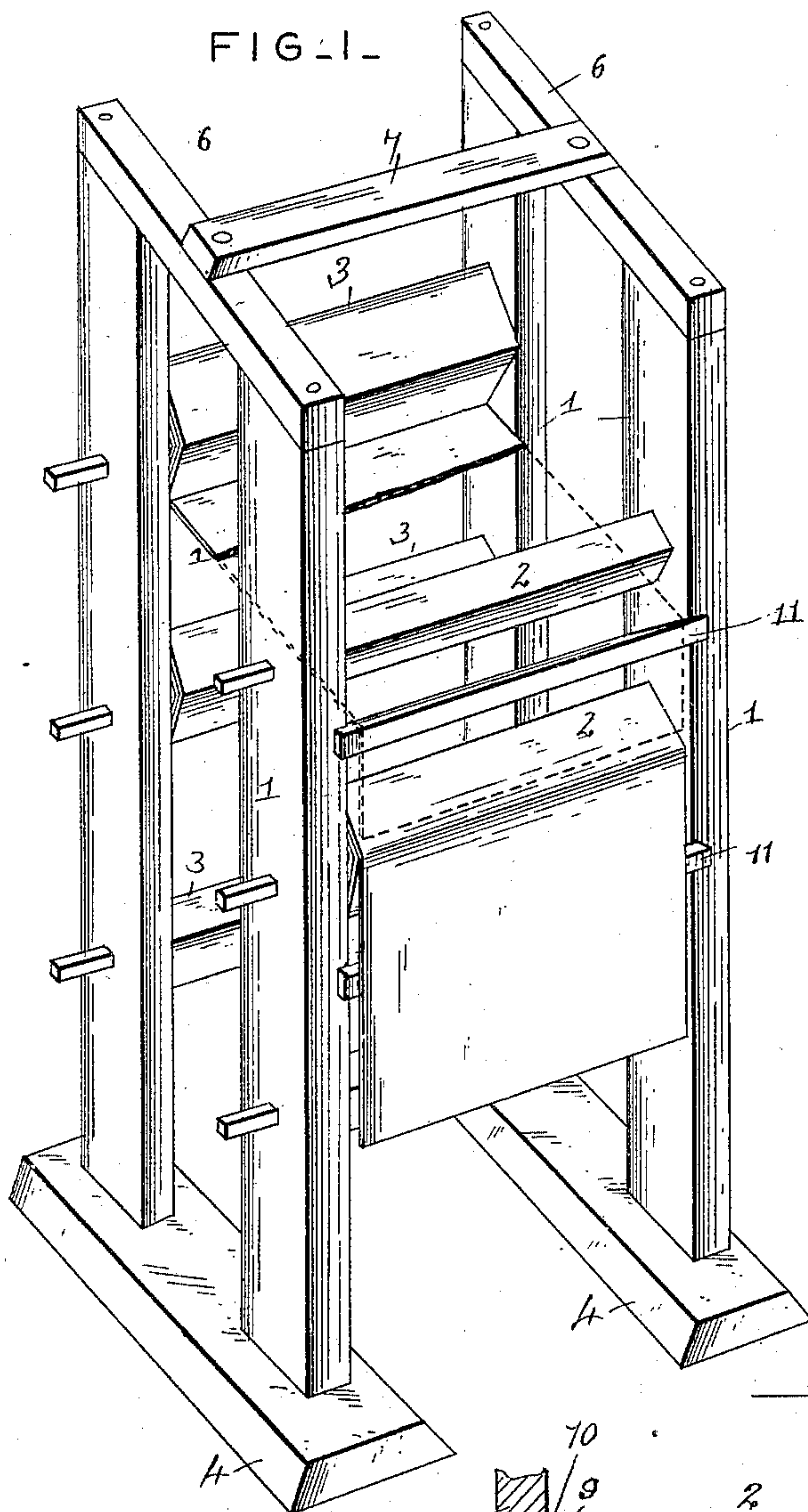


(No Model.)

L. D. FREEMAN.
SHOW RACK.

No. 440,629.

Patented Nov. 18, 1890.



Witnesses

Jas. K. McBethman.
H. P. Riley

Inventor

Loranza D. Freeman

By his Attorneys,

C. A. Snow & Co.

UNITED STATES PATENT OFFICE.

LORANZA D. FREEMAN, OF SEYMOUR, MISSOURI.

SHOW-RACK.

SPECIFICATION forming part of Letters Patent No. 440,629, dated November 18, 1890.

Application filed June 21, 1890. Serial No. 356,264. (No model.)

To all whom it may concern:

Be it known that I, LORANZA D. FREEMAN, a citizen of the United States, residing at Seymour, in the county of Webster and State of Missouri, have invented a new and useful Show-Rack, of which the following is a specification.

The invention relates to improvements in racks or stands for displaying dry-goods.

10 The object of the present invention is to provide a simple and comparatively inexpensive show-stand adapted to contain a number of rolls of goods and enable the same to be readily examined and to be rolled and unrolled

15 without interfering with one another. The invention consists in the construction and novel combination and arrangement of parts hereinafter fully described, illustrated in the accompanying drawings, and pointed

20 out in the claims hereto appended. In the drawings, Figure 1 is a perspective view of a show stand or rack constructed in accordance with this invention. Fig. 2 is a vertical sectional view. Fig. 3 is a similar

25 view taken on line *xx* of Fig. 2. Referring to the accompanying drawings, 1 designates vertical standards arranged in pairs and adapted to receive between them front rolls 2 and rear rolls 3, and the standards at the sides of the rack or stand have their lower ends stepped in suitable bottom

30 pieces 4, which form a base or platform for the stand or rack. The upper ends of the standards are similarly connected by top bars 6, which are secured midway their length to the ends of a cross-bar 7. The rolls 2 and 3, which receive the goods, are provided with journals 8, mounted in suitable bearings and provided at one side of the roll with tension

40 devices adapted to prevent the rolls accidentally turning, and composed of a spiral spring 9 and a perforated plate 10, which are mounted upon the journals and interposed between the end of the bar upon which the goods are mounted and the adjacent stand-

45 ards. The bars or rolls upon which the goods are mounted are preferably rectangular in cross-section to prevent the goods slipping thereon, and the goods of the front and

rear rolls are preferably reversely wound, 50 and in taking goods from the rear rolls the material is drawn through the intervals between the front roll, and in order to prevent the latter being rotated by the unrolling of the said material or goods, inclined boards or shelves 11 are interposed between the front roll and have their ends arranged in oppositely-disposed grooves 12 in the inner faces of the front standards. Small rollers may be interposed between the rolls of cloth. 60

It will readily be seen that the rack is simple and inexpensive in construction, and is adapted to contain a large amount of goods and to hold the same in convenient position for display and examination, and that the goods of any particular roll can be readily obtained without interfering with the adjacent rolls, and that the rolls themselves are prevented from accidentally turning. 65

From the foregoing description and the accompanying drawings, the construction, operation, and advantages of the invention will be readily understood. 70

Having thus described my invention, what I claim is— 75

1. A display rack or stand comprising the frame provided with vertical standards arranged in pairs, the front and rear rolls journaled in suitable bearings of the standards, and the perforated plates 10, having central openings and provided with spiral springs 9, secured to them and having their coils opposite the openings, said plates with their springs being arranged upon the journals and interposed between the ends of the rolls and the adjacent standards, substantially as described. 80

2. A display rack or stand comprising the frame provided with vertical standards arranged in pairs, the front and rear rolls journaled in suitable bearings of the standards, and the boards or shelves interposed between the front rolls, substantially as described. 90

3. A display rack or stand comprising the frame provided with vertical standards arranged in pairs, the front pair having inclined grooves 12 in their inner opposed faces, the front and rear rolls journaled in the 95

standards, and the inclined boards or shelves
interposed between the front rolls and having
their ends arranged in the grooves 12 of the
front standards and adapted to support the
5 fabric of the rear rolls and keep it from the
front rolls, substantially as described.

In testimony that I claim the foregoing as

my own I have hereto affixed my signature in
presence of two witnesses.

LORANZA D. FREEMAN.

Witnesses:

H. TRIMBLE,
E. A. CHUNEY.