

(No Model.)

2 Sheets—Sheet 1.

T. KELLY.
ALBUM.

No. 440,479.

Patented Nov. 11, 1890.





Fig. 2.



WITNESSES:

John H. Deemer
C. Sedgwick

INVENTOR:

J. Kelly

BY

Munn & Co

ATTORNEYS

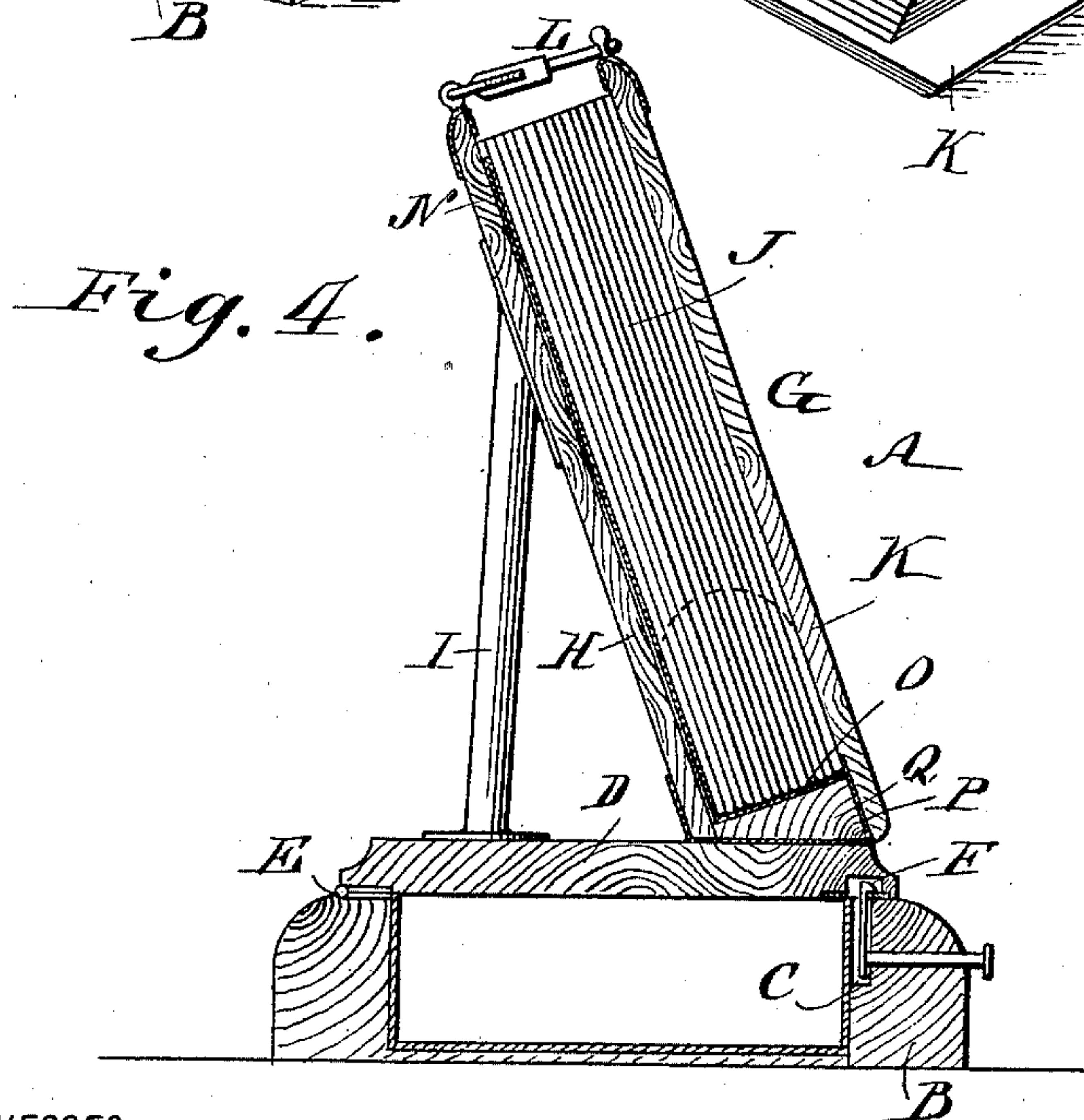
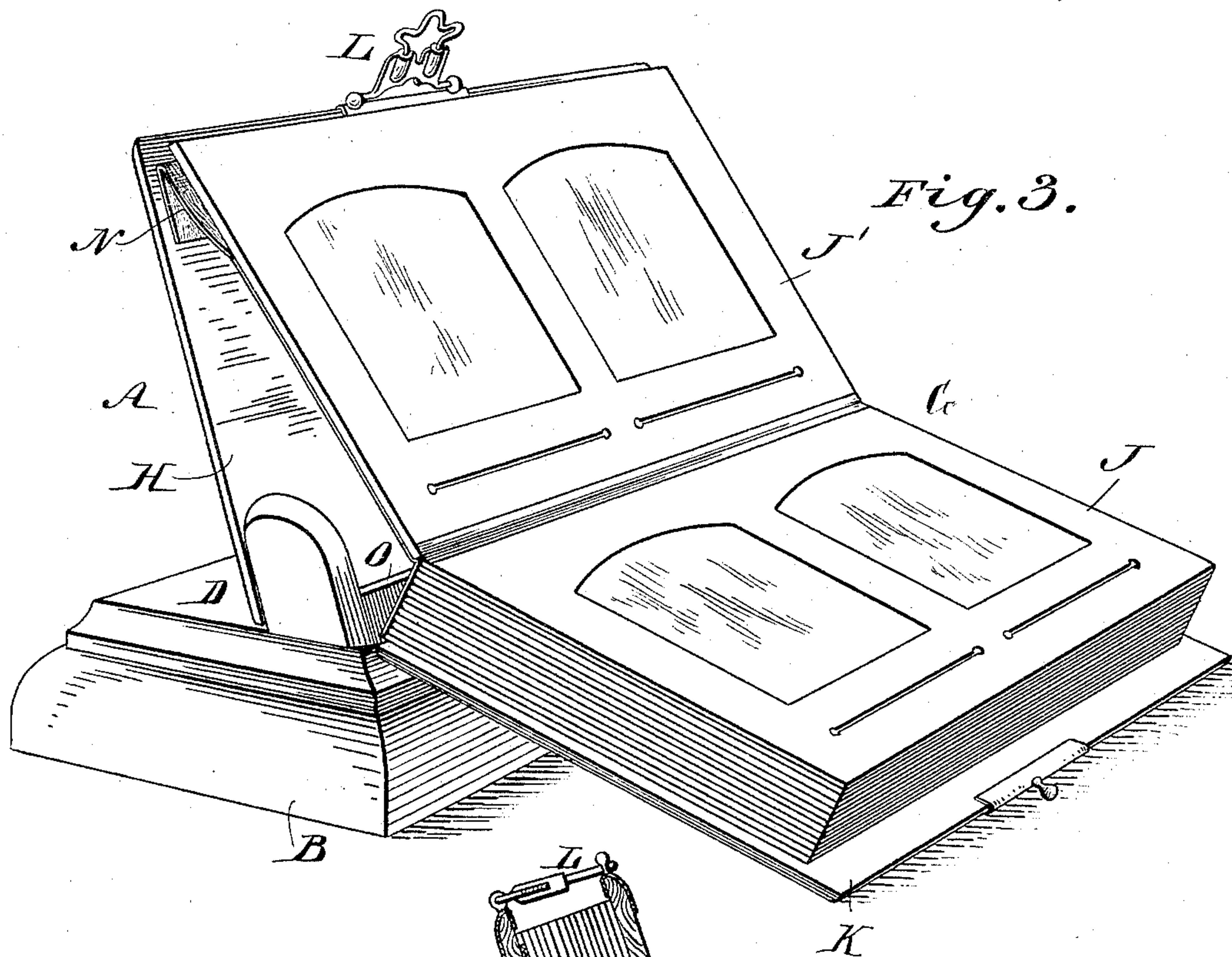
(No Model.)

2 Sheets—Sheet 2.

T. KELLY.
ALBUM.

No. 440,479.

Patented Nov. 11, 1890.



WITNESSES:
John H. Deemer
C. Sedgwick

INVENTOR:
T. Kelly
BY *Munn & Co.*
ATTORNEYS

UNITED STATES PATENT OFFICE.

THOMAS KELLY, OF NEW YORK, N. Y.

ALBUM.

SPECIFICATION forming part of Letters Patent No. 440,479, dated November 11, 1890.

Application filed February 20, 1890. Serial No. 341,135. (No model.)

To all whom it may concern:

Be it known that I, THOMAS KELLY, of the city, county, and State of New York, have invented a new and Improved Album, of which
5 the following is a full, clear, and exact description.

The invention relates to easel-albums such as shown and described in the application for Letters Patent of the United States, Serial
10 No. 335,996, filed by me January 6, 1890.

The object of the invention is to provide a new and improved album arranged with a secret drawer for storing loose pictures, stationery, &c., and which is further arranged
15 in such a manner that one of the covers of the book can be used as a writing-desk.

The invention consists of a hollow base provided with compartments and a lid hinged to the base to close the compartments and
20 supporting the book containing the pictures.

The invention also consists of certain parts and details and combinations of the same, as will be fully described hereinafter, and then pointed out in the claims.

25 Reference is to be had to the accompanying drawings, forming a part of this specification, in which similar letters of reference indicate corresponding parts in all the figures.

Figure 1 is a perspective view of the improvement as adapted for use as a writing-desk. Fig. 2 is a like view of the same in an open position, showing the compartments. Fig. 3 is a perspective view of the improvement, showing the book open; and Fig. 4 is a
35 transverse section of the same as closed up.

The improved album A is provided with a hollow base B, in which are formed compartments C for storing loose pictures, stationery, including pens, pen-holders, ink, &c., and
40 which compartments are adapted to be closed by a lid D, fastened by hinges E to the rear of the top of the base B. (See Fig. 2.) A suitable locking mechanism F serves to fasten the lid D to the base B to close the compartments C. On top of this lid D is held the
45 book G, which when closed, as shown in Fig. 4, extends in an inclined position, the book being provided with a rear cover H, secured rigidly in an inclined position to the top of the lid D and held in place by a suitable
50 post or posts I, also secured on the top of the

said lid D. The book G is also provided with the usual leaves J for receiving the pictures and with a front cover K, adapted to be fastened to the rear fixed cover H by means of a
55 suitable locking device L.

The last leaf J' is fastened at its upper end by a folding strip N to the front of the book-cover H, and the remaining leaves of the book are attached by a flexible back O to the lower
60 end of the said leaf J', as illustrated in Figs. 3 and 4. The front cover K of the book G is pivotally connected by a strip P with an offset Q, arranged on top of the lid D, and on which the back O of the leaves J rests when
65 the book is closed. The front cover K of the book G is therefore not directly attached to the leaves J or to the back cover H, as the said leaves J are hung on the back cover H, as previously described.
70

When the album is closed, as shown in Fig. 4, and the operator desires to get at the compartments C, he opens the locking device F and then swings the book G, with the lid D, rearward into the position shown in Fig. 2,
75 the upper end of the back H resting on the table or stand on which the album is used. When the operator is through using the compartments C, he swings the book G, with the lid D, into its former position, so that the
80 said lid again closes the compartments C and is locked to the base B by the locking mechanism F.

When the operator desires to use the album to view the pictures contained in the book, to
85 place pictures in or remove them from the leaves, he unlocks the front cover K by the locking mechanism L and then swings the front cover K downward, after which he can swing leaf after leaf down, said leaves swing-
90 ing from their back O as a fulcrum.

As the back leaf J' is pivoted at its upper end only to the cover H, the said leaves move forward over the top of the offset Q as the leaves are swung down, so that no strain what-
95 ever is exerted on the back O or the folding strip N.

When the operator desires to use the album for writing purposes, the cover K is unlocked by the locking mechanism L from the back
100 cover H and then swung downward, turning on its strip P as a fulcrum. As the strip P

is hinged to the lid D and the latter is a suitable distance above the stand or table on which the album is used, the upper end of the said cover K when swinging down rests
5 on the table and the cover assumes an inclined position convenient for writing.

It will thus be seen that the album combines with the usual leaves for the pictures compartments for storing loose pictures, stationery, &c., and permits of using one of its
10 covers as a writing-desk or of examining the pictures, making tracings, &c.

Having thus described my invention, I claim as new and desire to secure by Letters
15 Patent—

1. In an album, the combination, with a base provided with compartments, of a lid hinged to the top of the said base to open or close the said compartments, and a book held

on the top of the said lid and adapted to lock 20 in a fixed position thereon, substantially as shown and described.

2. In an album, the combination, with a base and a lid pivoted thereon, of a book provided with a back cover secured rigidly to the
25 said lid, leaves hung on the said back cover, and a front cover pivoted on the said lid, substantially as shown and described.

3. In an album, the combination, with a lid, of a back cover rigidly secured to the said
30 lid, leaves hung on the said back cover, and a front cover adapted to be locked to the said back cover and hinged on the said lid, substantially as shown and described.

THOMAS KELLY.

Witnesses:

EDW. W. CURTIS,
C. SEDGWICK.