

(No Model.)

C. R. GRIFFIN.
SAFETY POCKET.

No. 438,288.

Patented Oct. 14, 1890.

Fig. 1.

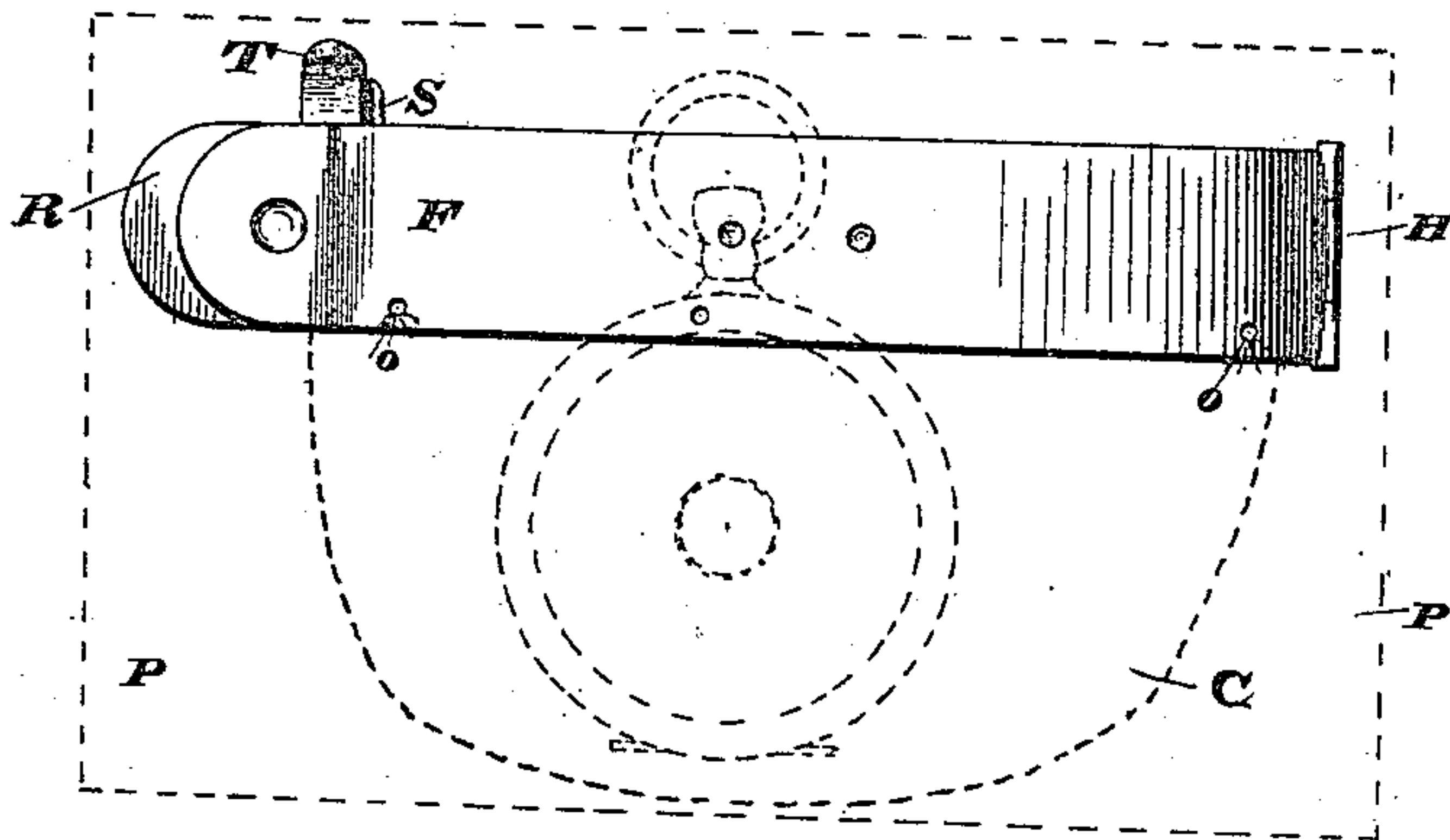


Fig. 2.

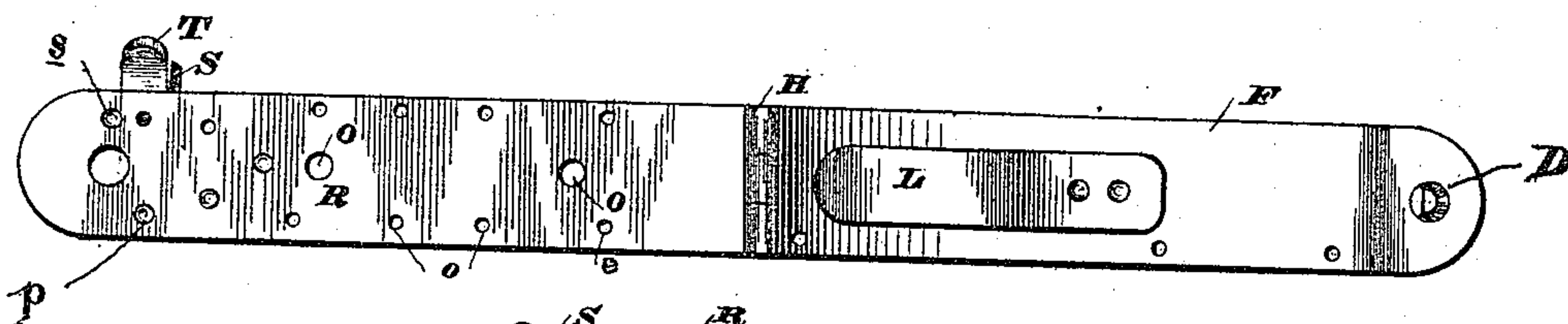


Fig. 3.

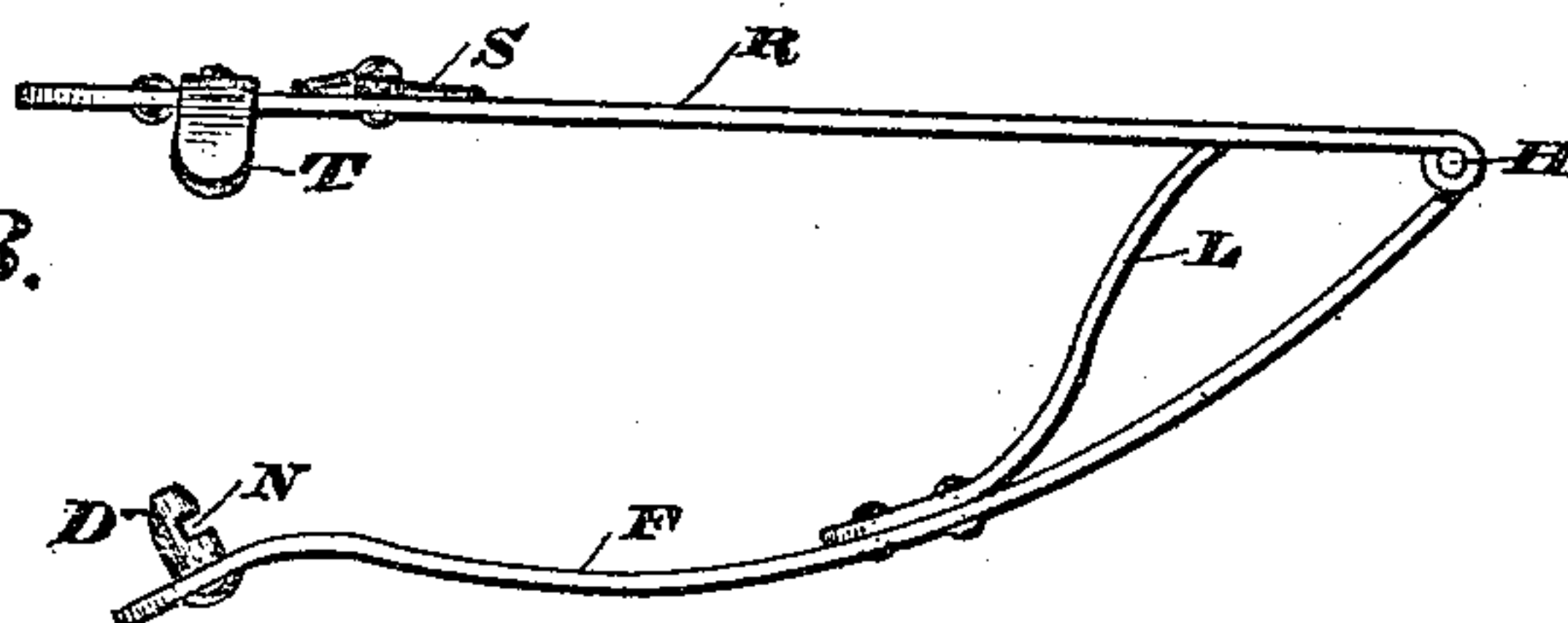
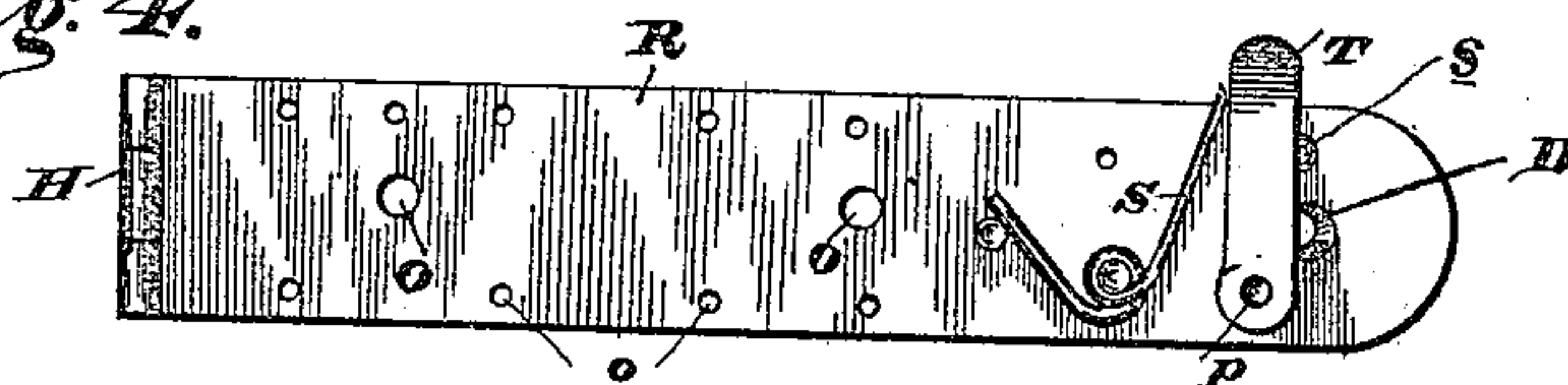


Fig. 4.



Witnesses

G. P. Ober

W. J. Gollamer

By *his* Attorneys,

Chas. R. Griffin

Inventor
Charles R. Griffin.

UNITED STATES PATENT OFFICE.

CHARLES R. GRIFFIN, OF GROTON, CONNECTICUT.

SAFETY-POCKET.

SPECIFICATION forming part of Letters Patent No. 438,288, dated October 14, 1890.

Application filed June 30, 1890. Serial No. 357,241. (No model.)

To all whom it may concern:

Be it known that I, CHARLES R. GRIFFIN, a citizen of the United States, residing at Groton, in the county of New London and State of Connecticut, have invented a new and useful Watch-Protector, of which the following is a specification.

This invention relates to clasps and buckles, and more especially to that class thereof known as "safety attachments;" and the object of the same is to provide an improved watch-protector adapted to be applied to the pocket of a vest or other garment, and which when in place will prevent the accidental loss or surreptitious removal of the watch from the pocket.

To this end the invention consists of the improved specific construction of details hereinafter more fully described, and illustrated in the drawings, in which—

Figure 1 is a front elevation of this device, showing the watch in place therein, and the watch-pocket and chamois-skin pocket in dotted lines. Fig. 2 is a face view of the device when opened. Fig. 3 is a plan view of the attachment when open. Fig. 4 is a rear elevation.

Referring to the said drawings, the letter F designates the front and R the rear member of this attachment, which members are connected at one end by a hinge H, and are held in normally-distended position by a leaf-spring L. The rear member is provided with two large holes or openings O, through which stitches may be passed to sew it to the inside of the watch-pocket P, and both members are provided with a number of small openings o, through which stitches may be passed to attach the chamois-skin pocket in a manner well understood and as illustrated in Fig. 1.

D is a rearwardly-projecting stud upon the front member having a vertical notch N, and T is a latch-plate pivoted at its lower end at p to the rear side of the rear member R, and pressed normally into said notch N by a spring S, as shown. A stop s prevents the displacement of the plate, the upper end of which is bent forwardly over the upper edge of the rear member, whereby it may be easily operated by the wearer.

Heretofore the latches connecting the two parts of safety attachments of this character were operated by depressing a knob or by other complicated mechanisms not easily reached by the wearer; but with the construction above described one finger of the hand which grasps the watch-chain can draw inwardly the bent end of the latch-plate T without difficulty. The attachment is secured within the vest-pocket slightly below the upper edge or mouth thereof, and a chamois pocket C is preferably connected to the two members of the attachment, whereby the watch will not be scratched or disfigured thereby, and the watch is dropped through the attachment when open into the chamois pocket C, after which the attachment is closed. The watch cannot then be lost or stolen and cannot be removed by the wearer until the plate T is pressed inwardly, the stud D released therefrom, and the members permitted to open sufficiently to allow the passage of the watch.

What I claim is—

The herein-described watch-pocket protector, the same comprising a rear member R, having a hole through one end, a front member F, having a stud at one end adapted to pass through said hole and provided with a notch, a hinge connecting the other ends of said members, a leaf-spring L, holding them normally separated, and a spring-actuated latch-plate T, pivoted at one end to the rear side of the rear member near its lower edge, its body standing normally across the edge of the hole in said member and its upper end being bent forwardly over the upper edge thereof and into the pocket, the whole constructed and arranged substantially as and for the purpose set forth.

In testimony that I claim the foregoing as my own I have hereto affixed my signature in presence of two witnesses.

CHARLES R. GRIFFIN.

Witnesses:

WM. B. CERT,
WALTER C. NOYES.