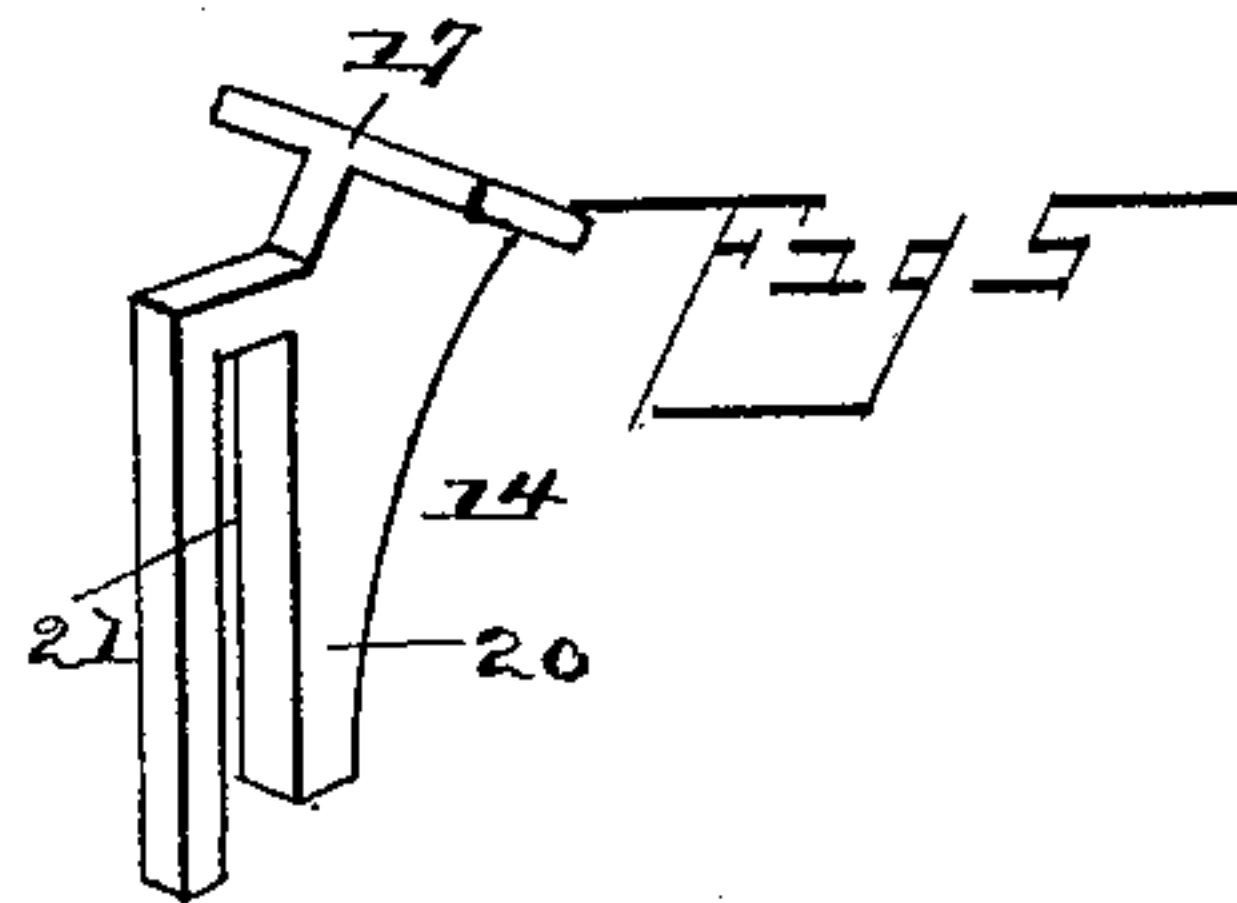
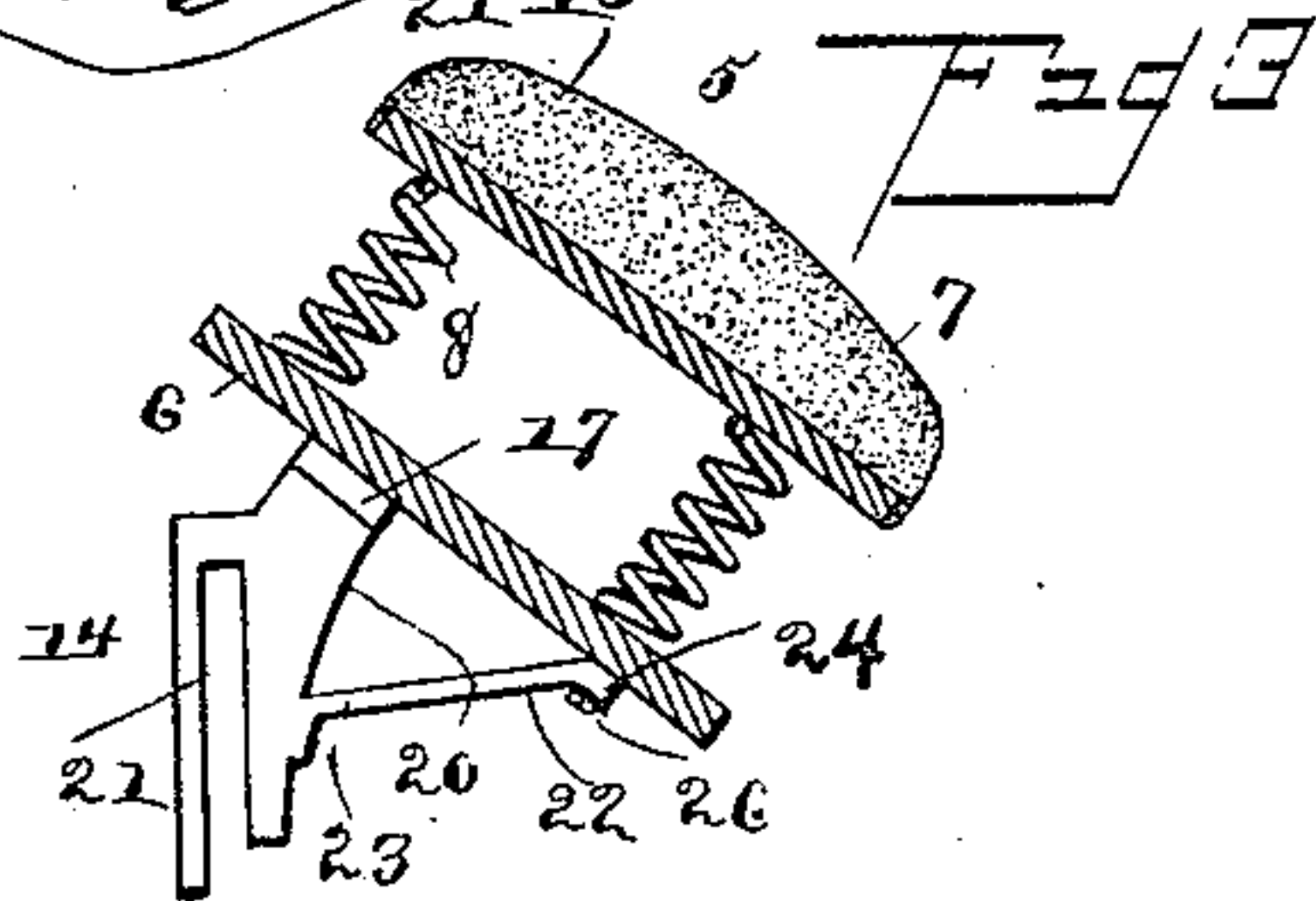
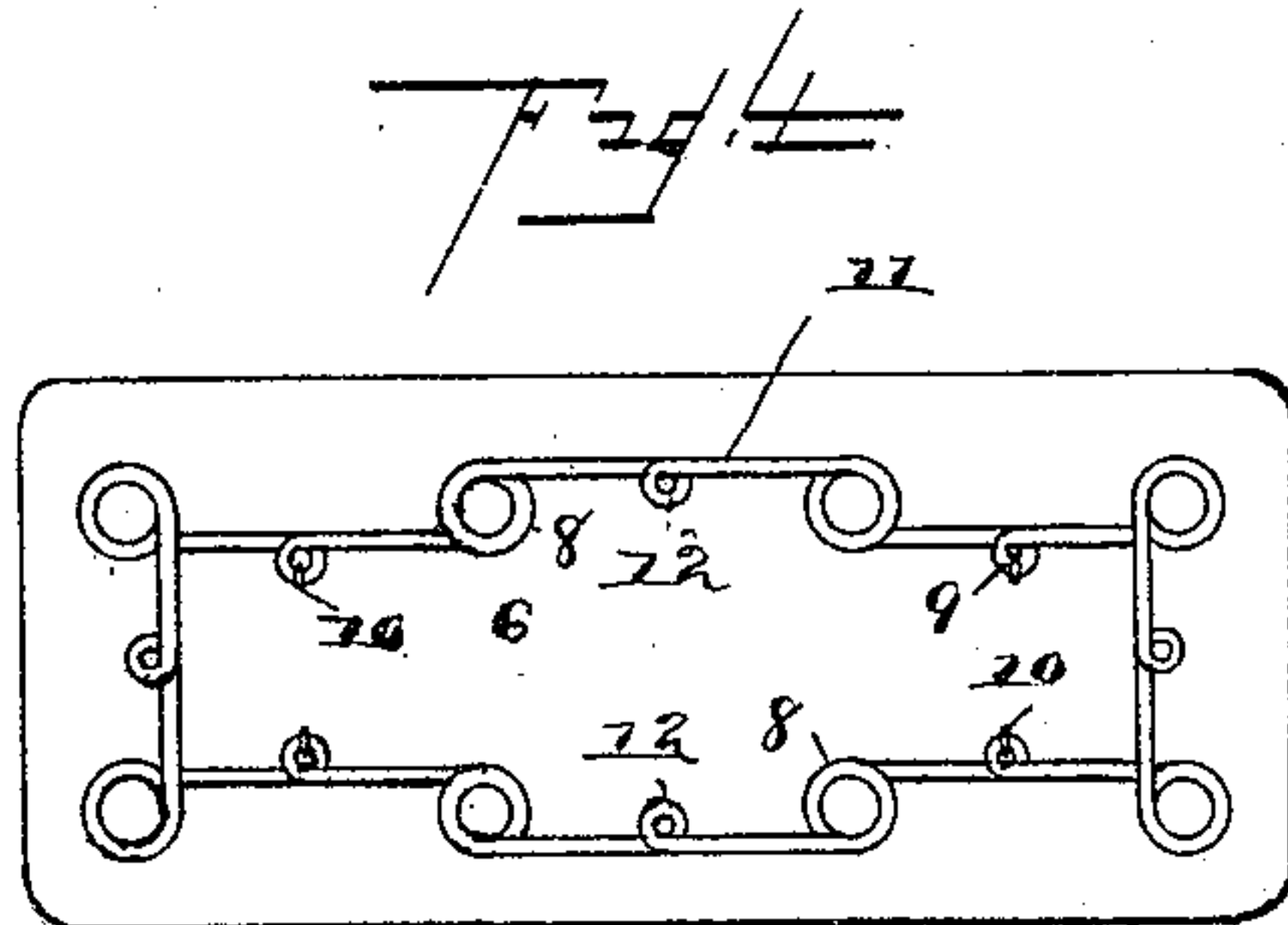
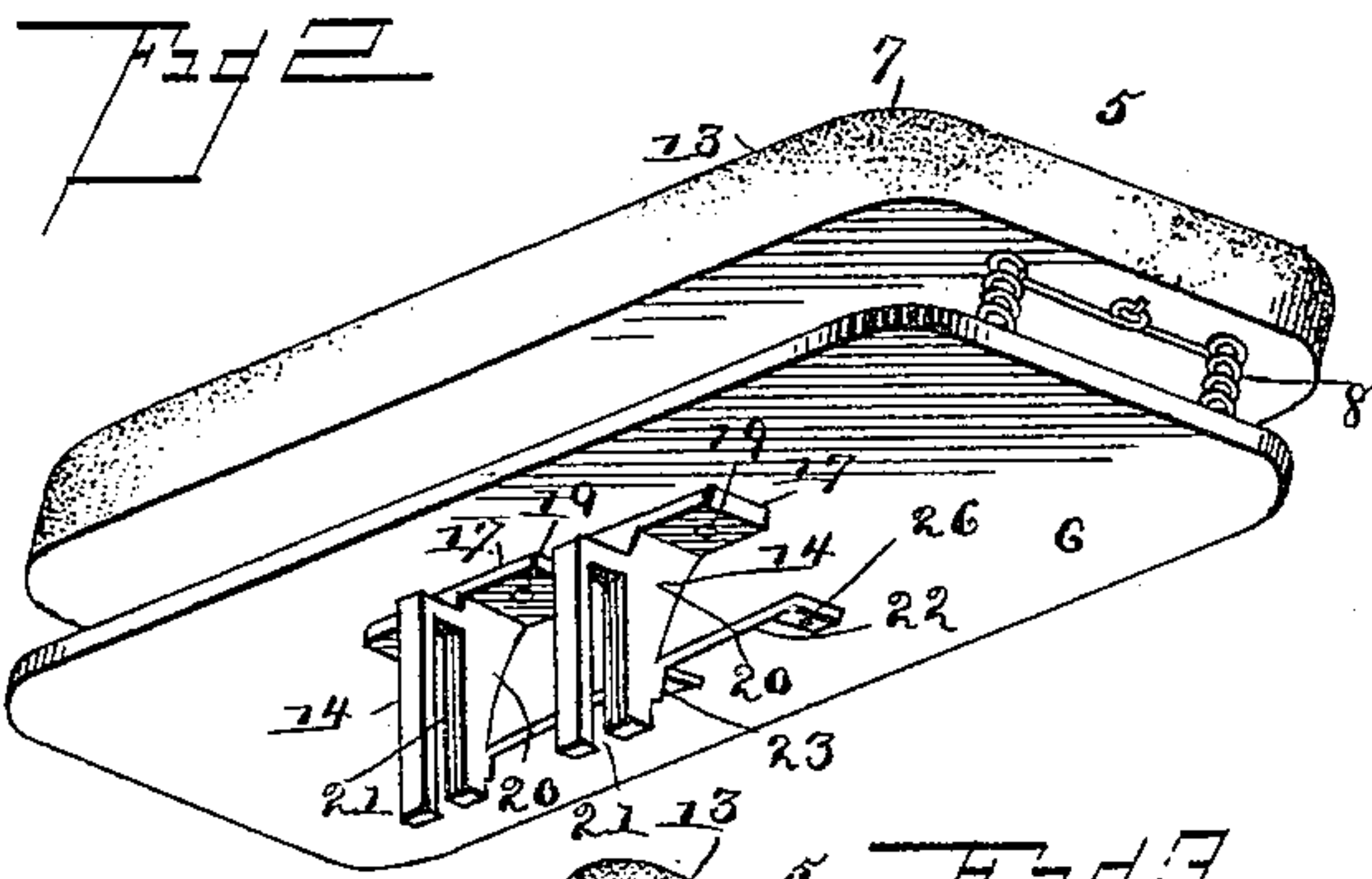
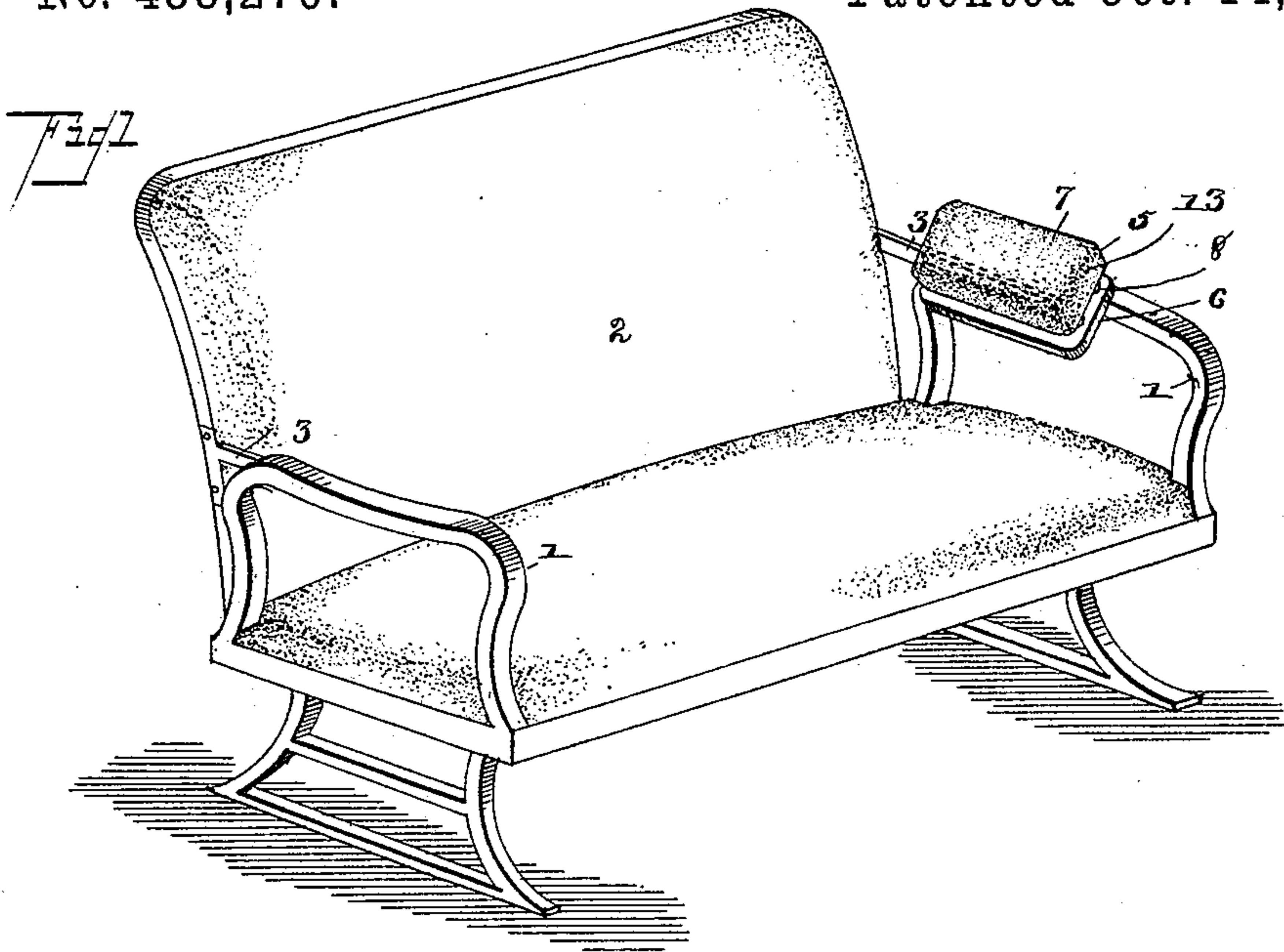


(No Model.)

W. H. ROWLETT.
HEAD REST FOR RAILWAY CHAIRS.

No. 438,279.

Patented Oct. 14, 1890.



Witnesses

John Amie
E. J. J. J.

Inventor

William H. Rowlett.

By his Attorneys,

C. A. Snow & Co.

UNITED STATES PATENT OFFICE.

WILLIAM H. ROWLETT, OF HODGES, SOUTH CAROLINA.

HEAD-REST FOR RAILWAY-CHAIRS.

SPECIFICATION forming part of Letters Patent No. 438,279, dated October 14, 1890.

Application filed June 29, 1889. Serial No. 315,990. (No model.)

To all whom it may concern:

Be it known that I, WILLIAM H. ROWLETT, a citizen of the United States, residing at Hodges, in the county of Abbeville, and State of South Carolina, have invented a new and useful Head-Rest for Railway-Chairs, of which the following is a specification.

This invention has relation to head-rests for railway-chairs, and among the objects in view are to provide a head-rest adapted to be applied to the back arm or connecting-bar usually employed for connecting the seat with the arm-rest.

A further object in view is to provide the rest with suitable brackets for adapting the same for the connection mentioned, which brackets may be easily and conveniently cast, and to provide a series of springs to be inserted between the pillow and the base of the rest.

With these general objects in view the invention consists in certain features of construction hereinafter specified, and particularly pointed out in the claims.

Referring to the drawings, Figure 1 is a perspective of a car-seat the connecting-arm of which is provided with a removable rest constructed in accordance with my invention. Fig. 2 is a rear perspective of the rest detached; Fig. 3, a transverse section; Fig. 4, a plan of the base-board and springs; Fig. 5, a detail of one of the connecting-brackets.

Like numerals of reference indicate like parts in all the figures of the drawings.

1 represents the arm-rest, 2 the back of the seat, and 3 the connecting-arm, rigid with the seat-back and pivotally connected with the arm-rest.

5 represents my improved head-rest, and the same consists of a base-plate 6 and a head-section or pillow 7. The base-plate 6 is provided with a series of coiled springs 8, the coils throughout the series being preferably formed of a single piece of wire, which, after being coiled to form one of the coils 8, is bent into an eye 9 and secured, as at 10, to the base, then is run a suitable distance and bent to form a second coil 8, and from the upper end of the same is extended to form a second intermediate arm 11 and an intermediate eye

12, and then forms a third coil, and so on throughout the series. The head-section is provided with the usual upholstering 13.

14 represents the connecting-brackets, in this instance two being employed, and each of said brackets is preferably formed of a single integral casting, and consists of a securing-plate 17, having perforations, through which are inserted bolts 19 into the base. From the center of each plate there project brackets 20, inclined with relation to the plate and provided with longitudinal slots 21, inclined or at an oblique angle with relation to the base, adapted to receive the upper edge of a connecting-arm of the seat.

If desired, diagonal brace-arms 22, terminating in plates 23, may be cast integral with and project from the lower ends of the brackets and extend up flush with the securing-plates and be provided with a foot or offset 24, having a perforation through which is inserted a bolt 26, entering the base.

For the purpose of giving rigidity to the head-rest, I prefer to employ two castings of the character described; but, if desired, I may form the rest of but a single casting.

My invention being applied to a connecting-arm of a seat, it is apparent that the occupant of the seat may recline at almost full length thereupon, the seat being temporarily converted into a comfortable couch.

It will be seen that the bracket secured to the under side of the base-plate of the head-rest projects therefrom at an obtuse angle, and this angle of inclination insures the proper set to the rest.

Having described my invention, what I claim is—

1. A head-rest provided with opposite aligning brackets, each of which consists of a securing-plate secured to the rest, a laterally-projecting rigid bracket-arm provided with a slot inclined at an obtuse angle to the head-rest and securing-plate and adapted to embrace the connecting-arm of a seat, and with a diagonal integral brace extending from the lower end of the bracket and connected to the base, substantially as specified.

2. In a head-rest for car-seats, a base-plate, in combination with a superimposed pillow-

section and a series of intermediate coiled
springs, the wire being bent to form a coil
and projected to form an arm provided with
a screw-receiving securing-eye, subsequently
5 coiled and again bent to form an arm and
eye, and so on throughout the series, substan-
tially as specified.

3. The combination, with the head-rest, of
the base spaced from and below the same, a
10 series of springs interposed between the rest
and base, and a rigid bracket secured to the

under side of the base and provided with a
slot disposed at an obtuse angle to the base
and adapted to receive the arm of a car-seat,
substantially as specified.

In testimony that I claim the foregoing as
my own I have hereto affixed my signature in
presence of two witnesses.

WILLIAM H. ROWLETT.

Witnesses:

CHAS. HANSETT,
R. P. COOK.