

(No Model.)

W. C. THOMPSON.
COMBINED PACKING AND SHOW CARD.

No. 438,203.

Patented Oct. 14, 1890.

Fig. 1.

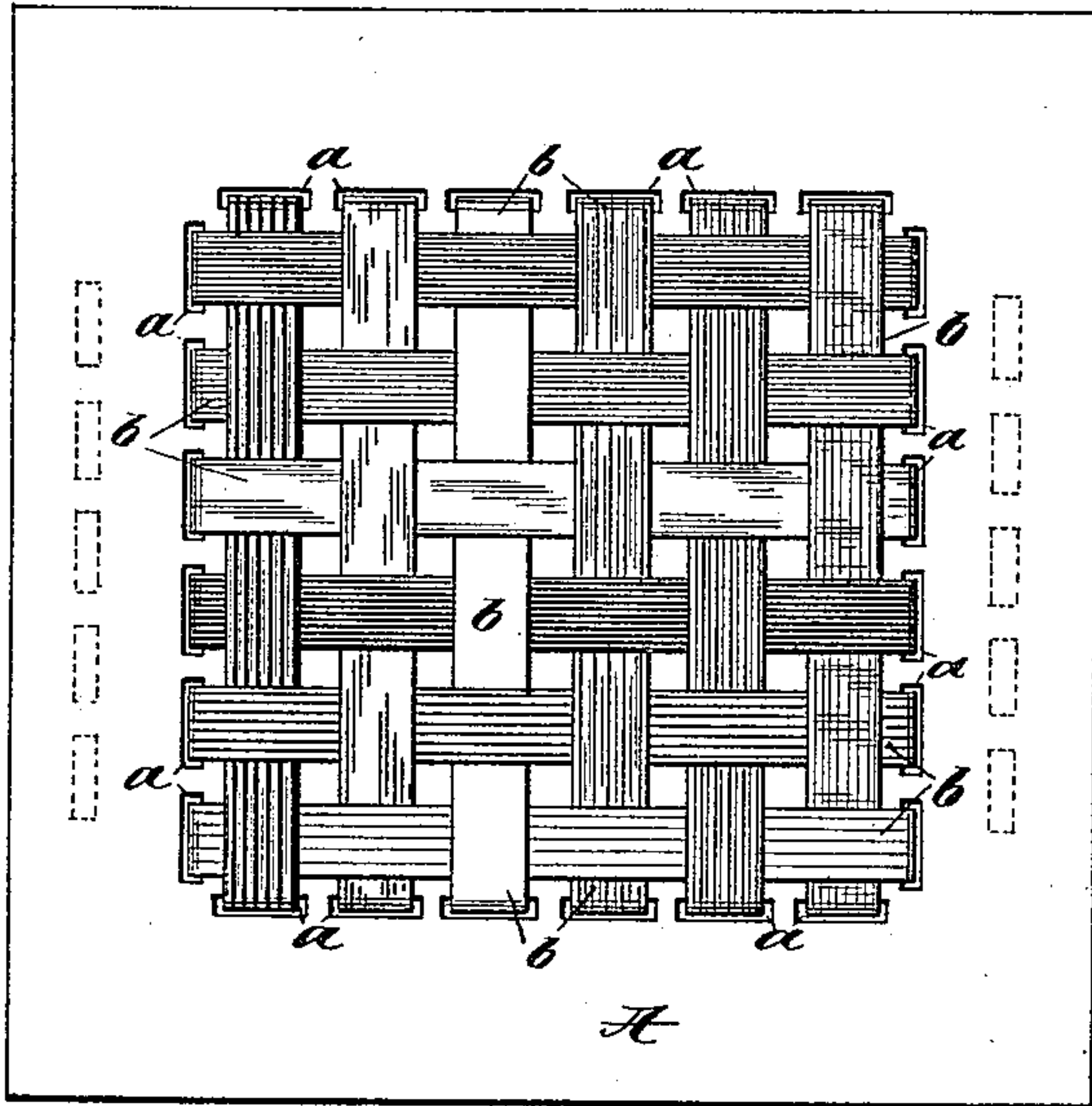


Fig. 2.

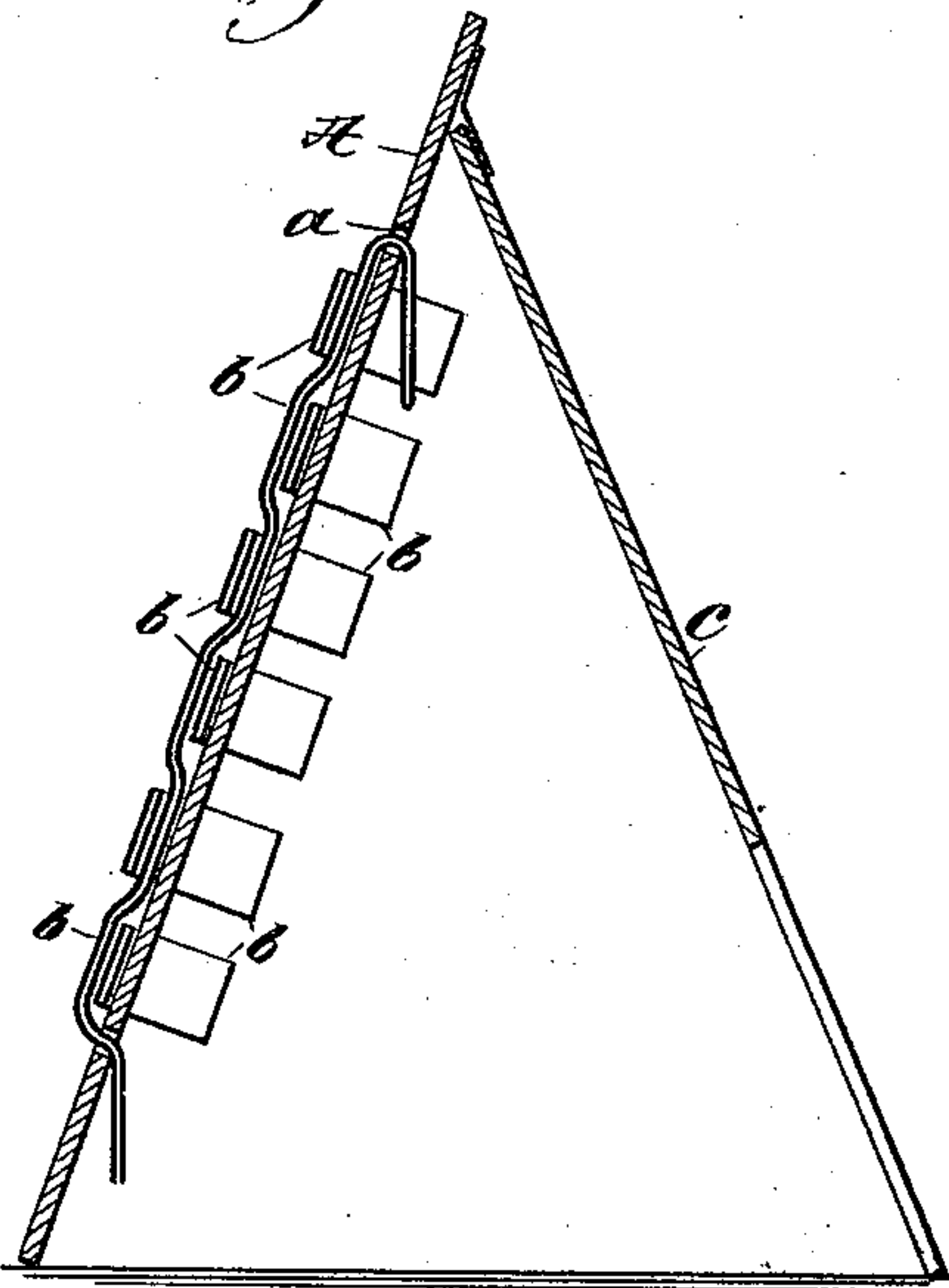
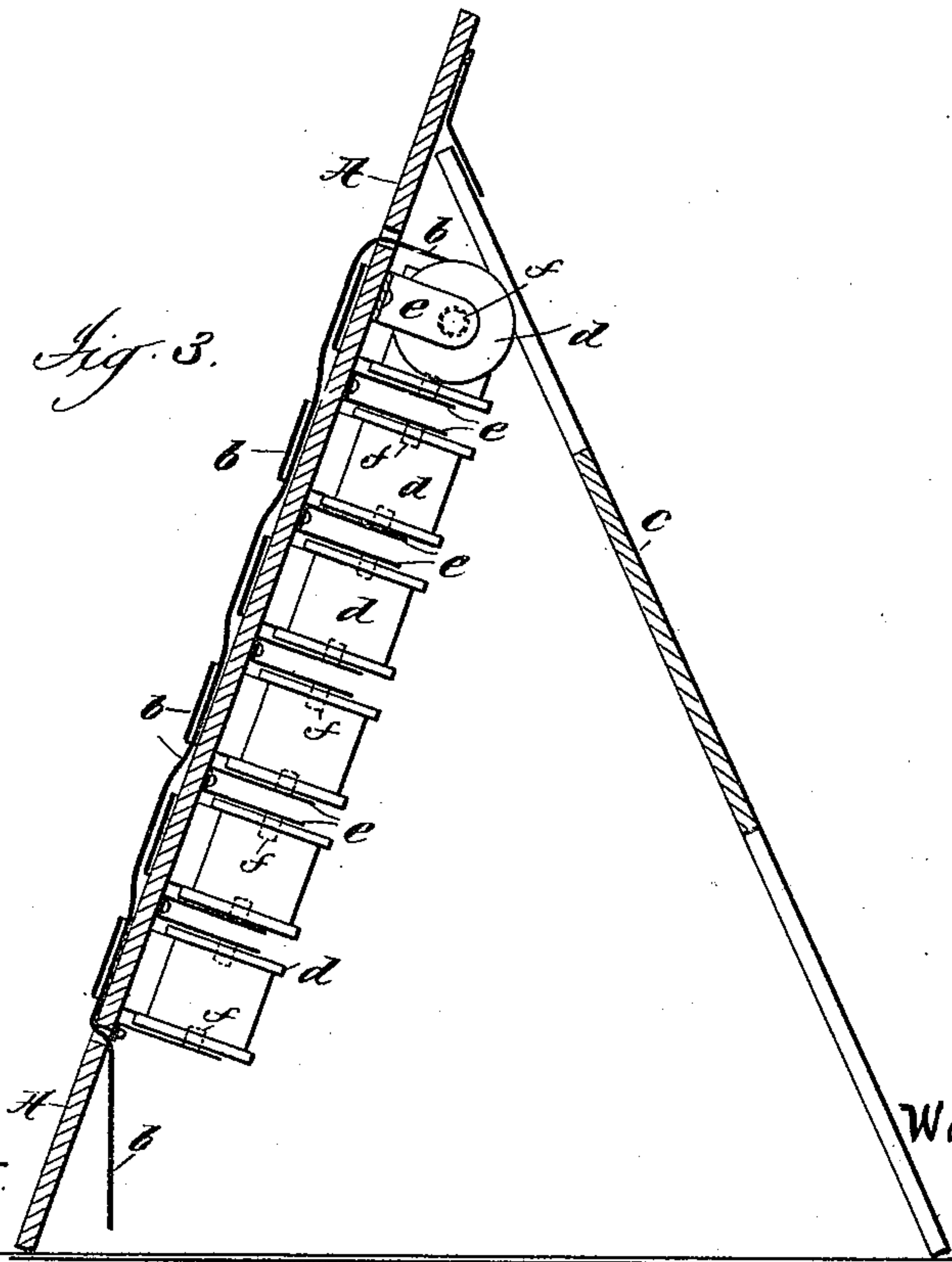


Fig. 3.



Attest:
Geo H. Botto
J. Kennedy

Inventor
Walter C. Thompson
By
Philip Thompson
Attys

UNITED STATES PATENT OFFICE.

WALTER C. THOMPSON, OF NEW YORK, N. Y., ASSIGNOR TO THE HOWARD
MANUFACTURING COMPANY, OF BOSTON, MASSACHUSETTS.

COMBINED PACKING AND SHOW CARD.

SPECIFICATION forming part of Letters Patent No. 438,203, dated October 14, 1890.

Application filed December 20, 1889. Serial No. 334,418. (No model.)

To all whom it may concern:

Be it known that I, WALTER C. THOMPSON, a citizen of the United States, residing at New York, county of New York, and State of New

5 York, have invented certain new and useful Improvements in Combined Packing and Show Cards, fully described and represented in the following specification and the accom-

10 This invention relates to a combined packing and show card for containing articles of various kinds—such as ribbons, garter-elastics, and the like—upon which the articles are arranged for shipment to the retailer and upon

15 which they are exhibited by him prior to sale.

It is the object of the present invention to provide a card of this character upon which the articles to be shipped can be arranged within a small compass and in such manner

20 as to display to the greatest advantage the peculiarity or beauty of the articles which it contains.

To this end the invention consists of a card having any desired number of sides and pro-

25 vided with openings arranged in pairs and upon the opposite sides of the card, these openings surrounding the center of the card, so that the ribbons or other articles arranged in different pairs of the openings cross upon

30 the face of the card.

The invention consists, further, in a ribbon show-card having openings through which the ribbons pass, and provided upon its rear face and in line with the openings with sup-

35 ports for the ribbon-spools.

In the accompanying drawings but two examples of the uses to which a card containing the present invention is applicable are illustrated; but it is to be understood that other

40 uses to which it may be put are equally within the scope of my invention.

In said drawings, Figure 1 is a front view of a card embodying my invention, said card being shown as containing a number of pairs

45 of garter-elastics of various colors. Fig. 2 is a vertical section of the same taken on the line 2 of Fig. 1, and Fig. 3 is a view similar to Fig. 2 upon a somewhat enlarged scale, the card being shown as containing a number of

50 spools of ribbons of various colors.

Referring to Figs. 1 and 2, it will be seen that the body of the card, or card proper, consists of a piece of pasteboard A of substantially rectangular form. The card A is provided at a short distance from each of its four

55 edges with a series of openings *a*, arranged parallel, or substantially so, with the edges of the card. Each series may consist of any desired number of openings and the card may be provided, if desired, with more than one

60 series of openings *a* for each of its sides, in which case the openings of the series will preferably be arranged alternately, as shown by dotted lines, Fig. 1, in order that the arti-

65 cles contained within these openings may all be exposed to view upon the face of the card. As shown in the present case, however, but four series of openings *a* are employed, one for each side of the card, each series consist-

70 ing of six of such openings.

The articles displayed upon the card shown in Figs. 1 and 2 consist of a number of pairs of garter-elastics *b*, each pair of such elastics having its two ends entered in the openings

75 *a* of the card upon opposite sides of the same in the manner shown in Fig. 2, so that its ends will not be exposed to view upon the front of the card A. To give a more finished appearance to the exhibited articles they may be in-

80 terwoven, as shown, so as to represent what is known as "basket-work."

With a card thus constructed, the goods prior to shipment may be arranged thereon in a tasteful and space-economizing manner, and upon a sale of any of the articles being

85 made the article sold may be taken from the card readily and without in any manner disturbing or affecting the appearance of the articles remaining upon it.

The card will be of such material and its

90 construction is such that it can be supplied to the dealer without extra charge.

When it is desired to have the card stand in an upright, or substantially upright, position, it may be provided with a leg *c*, as shown,

95 hinged to the top of the card and which can during shipment and when the articles are not exhibited be folded against the card in the usual manner.

As before remarked, the card thus con- 100

constructed is capable of many uses other than those illustrated in the present case. An example of such other uses is illustrated in Fig. 3, in which the exhibited articles consist of a number of ribbons of varying colors. These ribbons *b*, instead of being in short sections, as in the case of the garter-elastics of Figs. 1 and 2, are wound upon spools *d*, mounted in supports *e* upon the back of the card. These supports *e* will preferably consist of spring-plates having studs *f*, entering the openings in the spools, and the pressure of which plates against the ends of the spools will prevent their revolution except when a pull is exerted upon the ends of the ribbons to unwind a portion of the same from said spools. With this arrangement of the spools of ribbon the dealer as he makes a sale will pull upon the end of the ribbon of which he has sold a portion until he has unwound from its spool the desired length, the remaining portion of the ribbon occupying the position upon the face of the card vacated by the portion sold.

What I claim is—

1. A ribbon show-card provided with openings adapted to receive the ribbons and arranged in pairs, the openings of each pair being opposite each other and upon opposite sides of the card, said openings surrounding the center of the card, so that the ribbons cross upon the face of the card, substantially as described.

2. A ribbon show-card provided with openings adapted to receive the ribbons and arranged in pairs, the openings of each pair being opposite each other and upon opposite sides of the card, said card having mounted upon its rear face and in line with the openings one or more sets of supports for the ribbon-spools, substantially as described.

In testimony whereof I have hereunto set my hand in the presence of two subscribing witnesses.

WALTER C. THOMPSON.

Witnesses:

LOUIS E. HOWARD,
ROBERT H. KELLOCK.